



US00D648345S

(12) **United States Design Patent**  
**Arnold et al.**

(10) **Patent No.:** **US D648,345 S**  
(45) **Date of Patent:** **\*\* Nov. 8, 2011**

(54) **DISPLAY SCREEN WITH ANIMATED USER INTERFACE**

(75) Inventors: **Jeffery G. Arnold**, Sammamish, WA (US); **Liang Chen**, Bellevue, WA (US)

(73) Assignee: **Microsoft Corporation**, Redmond, WA (US)

(\*\*) Term: **14 Years**

(21) Appl. No.: **29/364,595**

(22) Filed: **Jun. 25, 2010**

(51) **LOC (9) Cl.** ..... **14-04**

(52) **U.S. Cl.** ..... **D14/486**

(58) **Field of Classification Search** ..... D14/485-495;  
715/212, 700, 703, 706, 715, 716, 719, 727,  
715/728, 730, 752, 753, 771, 772, 773, 777,  
715/779, 780, 792, 793, 808, 809, 810, 821,  
715/822, 823, 825, 831, 833, 834, 835, 838,  
715/840, 841, 843, 861, 864, 962, 963, 975,  
715/977

See application file for complete search history.

(56) **References Cited**

**U.S. PATENT DOCUMENTS**

D552,620 S	*	10/2007	Sato et al.	.....	D14/486
D594,023 S	*	6/2009	King	.....	D14/488
D597,101 S	*	7/2009	Chaudhri et al.	.....	D14/488
D599,812 S	*	9/2009	Hirsch	.....	D14/488
D599,813 S	*	9/2009	Hirsch	.....	D14/488
D605,200 S	*	12/2009	Sakai	.....	D14/486
D619,146 S	*	7/2010	Flik et al.	.....	D14/493
D620,023 S	*	7/2010	Flik et al.	.....	D14/493
D624,932 S	*	10/2010	Chaudhri	.....	D14/488
D633,918 S	*	3/2011	Vance et al.	.....	D14/486
D633,920 S	*	3/2011	Luke et al.	.....	D14/488
D636,399 S	*	4/2011	Vance et al.	.....	D14/486
D640,274 S	*	6/2011	Arnold	.....	D14/487

**FOREIGN PATENT DOCUMENTS**

EM	000846977-0001	*	3/2008
EM	000977855-0002	*	8/2008

**OTHER PUBLICATIONS**

iPhone browser user interface, Apple Corporation, date unknown but prior to filing.

\* cited by examiner

*Primary Examiner* — Angela J Lee

(74) *Attorney, Agent, or Firm* — Banner & Witcoff, Ltd.

(57) **CLAIM**


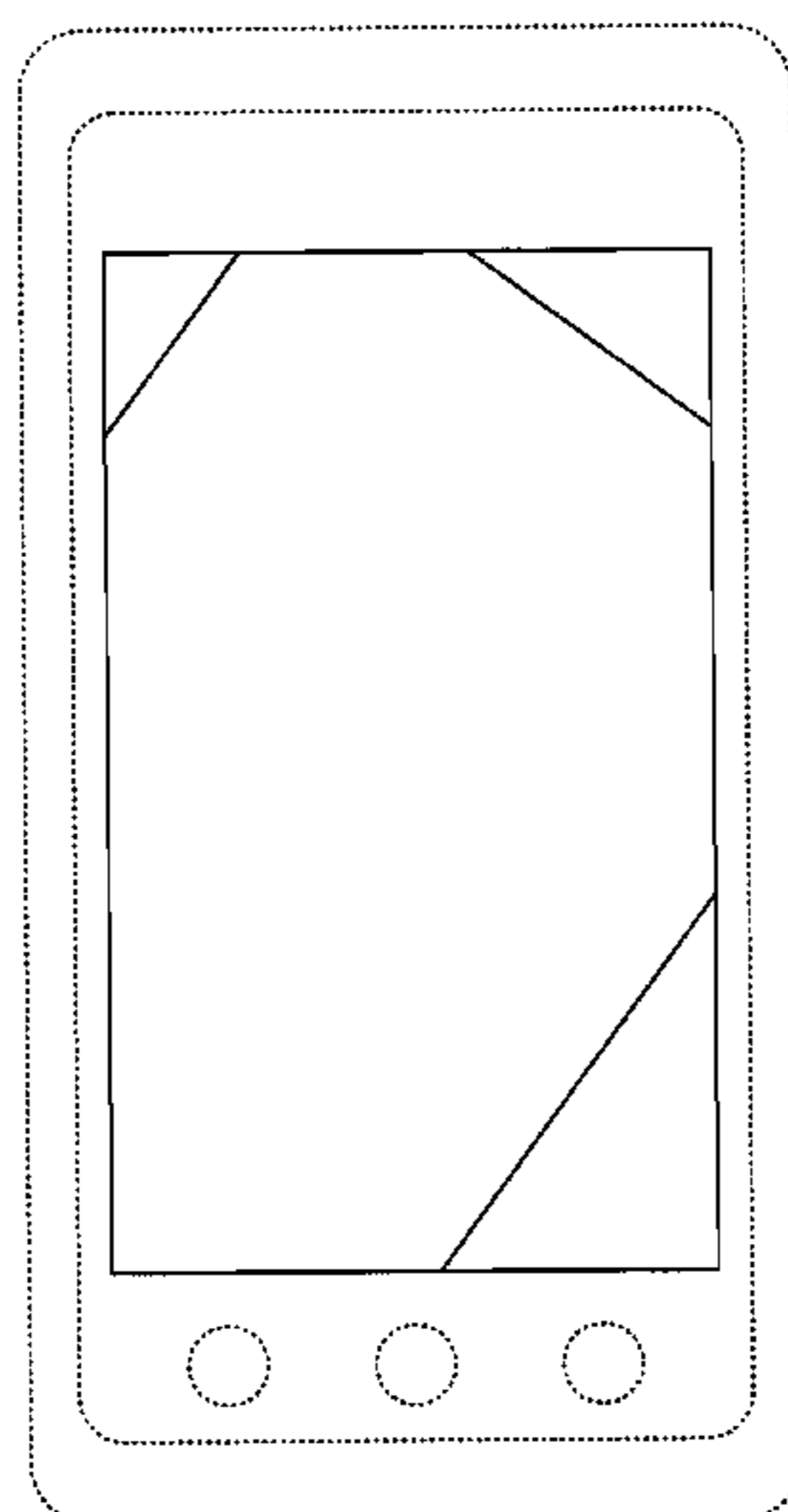
The ornamental design for a display screen with animated user interface, as shown and described.


**DESCRIPTION**

FIG. 1 is the first image in a sequence for a display screen with animated user interface showing my new design;  
FIG. 2 is the second image thereof;  
FIG. 3 is the third image thereof;  
FIG. 4 is the fourth image thereof;  
FIG. 5 is the fifth image thereof;  
FIG. 6 is the sixth image thereof;  
FIG. 7 is the seventh image thereof;  
FIG. 8 is the eighth image thereof;  
FIG. 9 is the ninth image thereof;  
FIG. 10 is the tenth image thereof;  
FIG. 11 is the eleventh image thereof;  
FIG. 12 is the twelfth image thereof; and,  
FIGS. 13-24 show the display screen with animated user interface of FIGS. 1-12 on a device.

The appearance of the animated user interface sequentially transitions between the images shown in FIGS. 1-12 and in FIGS. 13-24. The process or period in which one image transitions to another forms no part of the claimed design. The broken line showing of icons within the circles in FIGS. 9-12 and FIGS. 21-24 and of the remainder of a device containing the display screen in FIGS. 13-24 is for environmental purposes only and forms no part of the claimed design.

**1 Claim, 24 Drawing Sheets**





**FIG. 1**




FIG. 2




FIG. 3




FIG. 4




FIG. 5




FIG. 6



FIG. 7






FIG. 8




FIG. 9




FIG. 10




FIG. 11




FIG. 12




FIG. 13

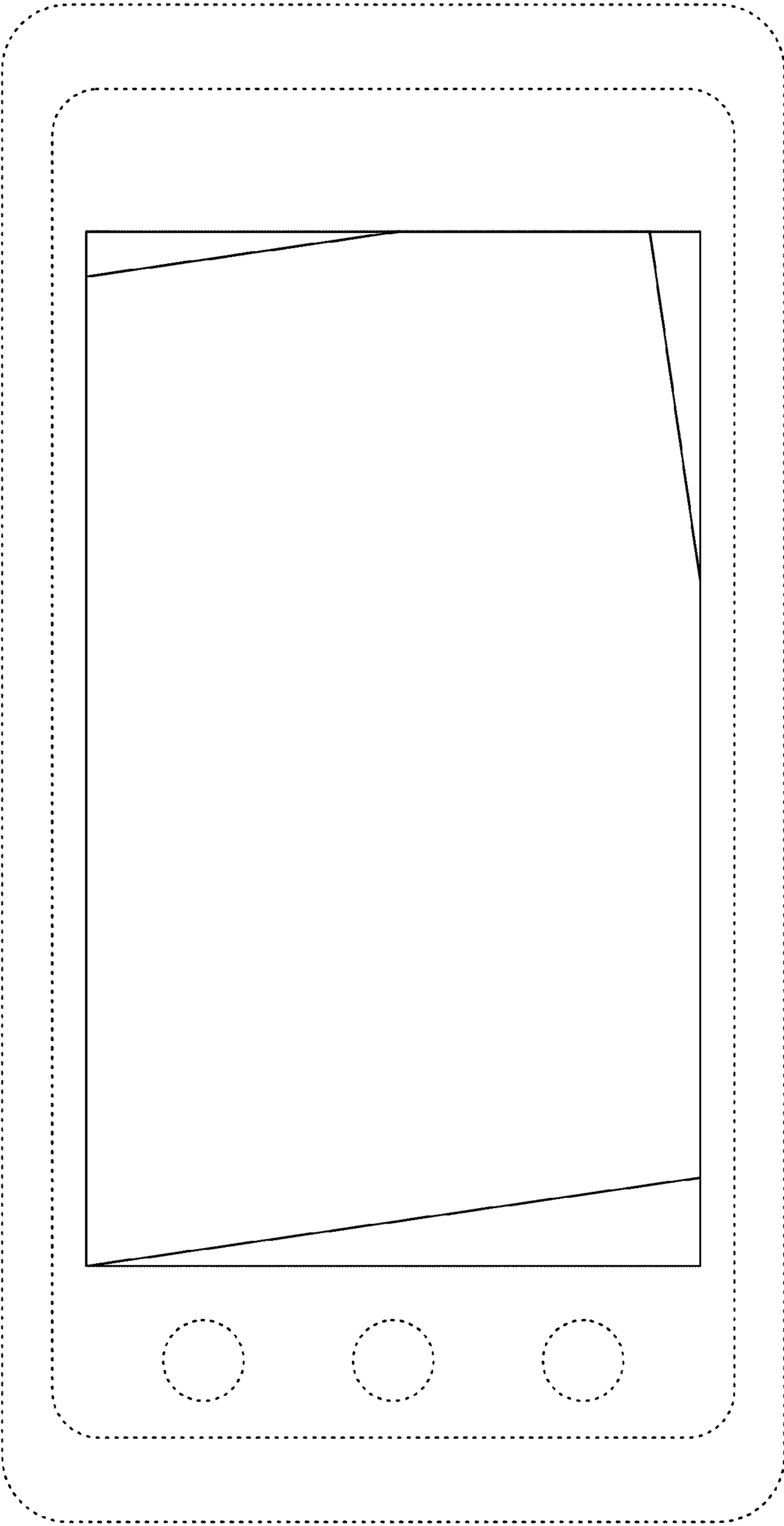


FIG. 14

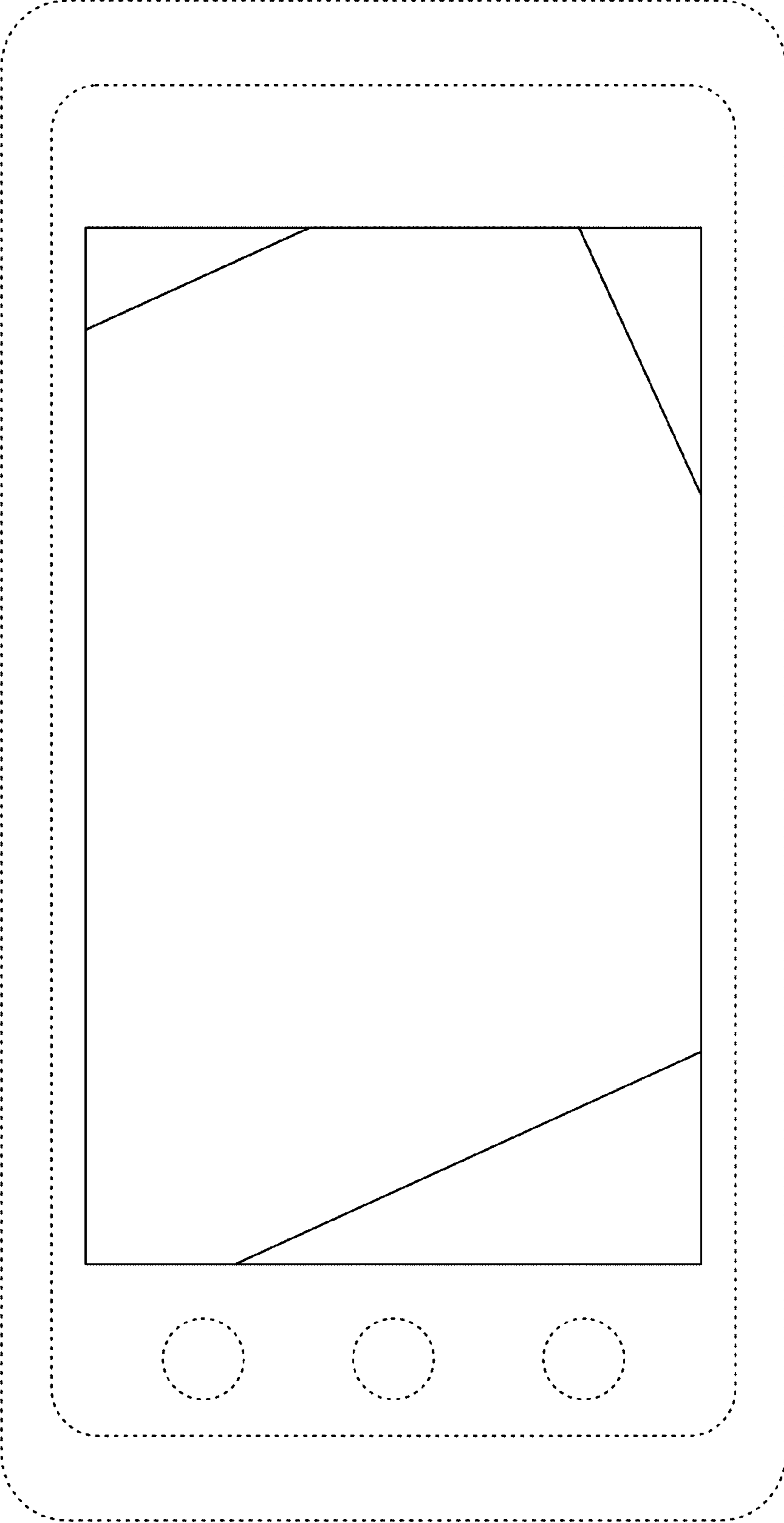


FIG. 15



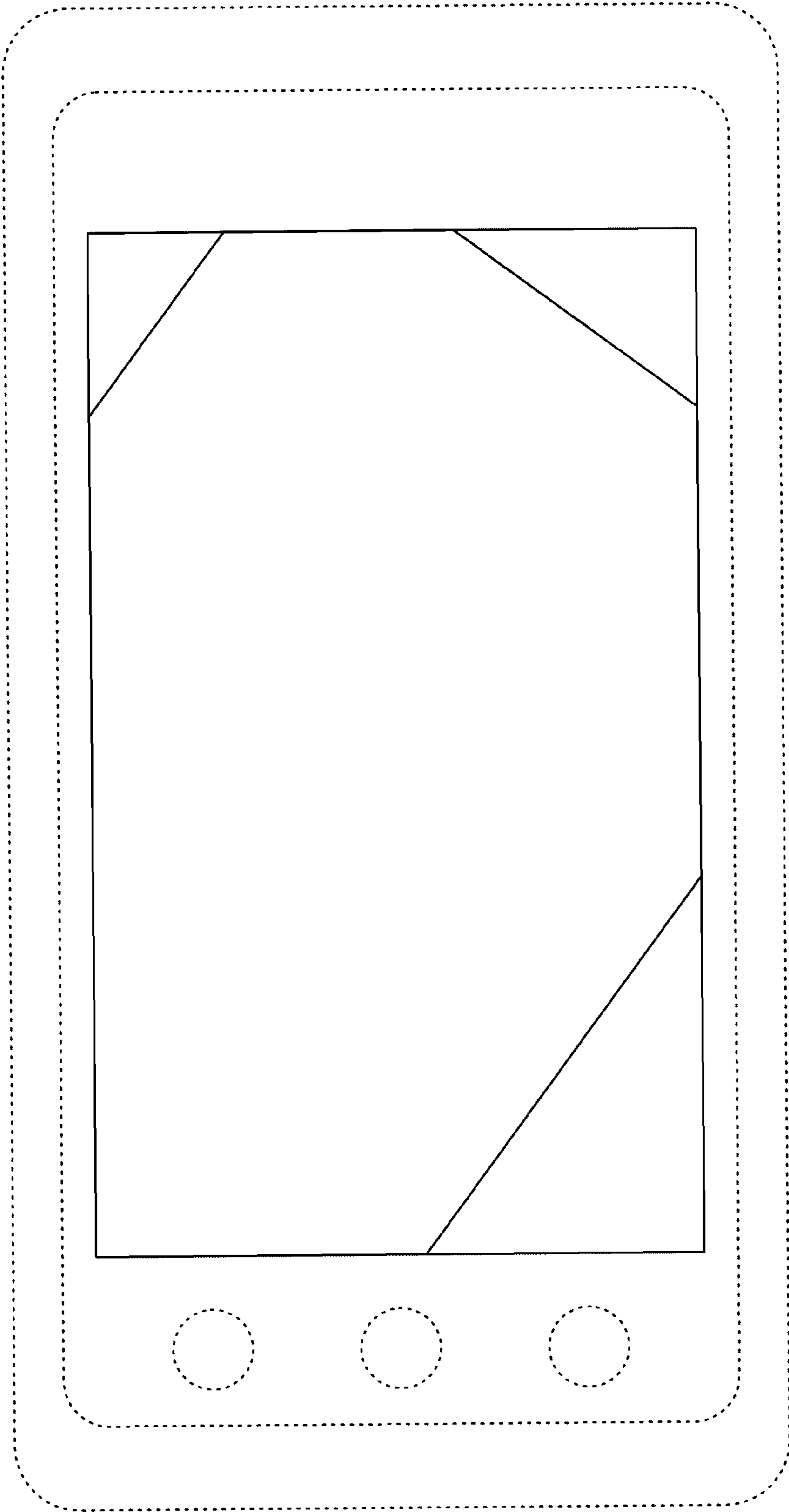


FIG. 16

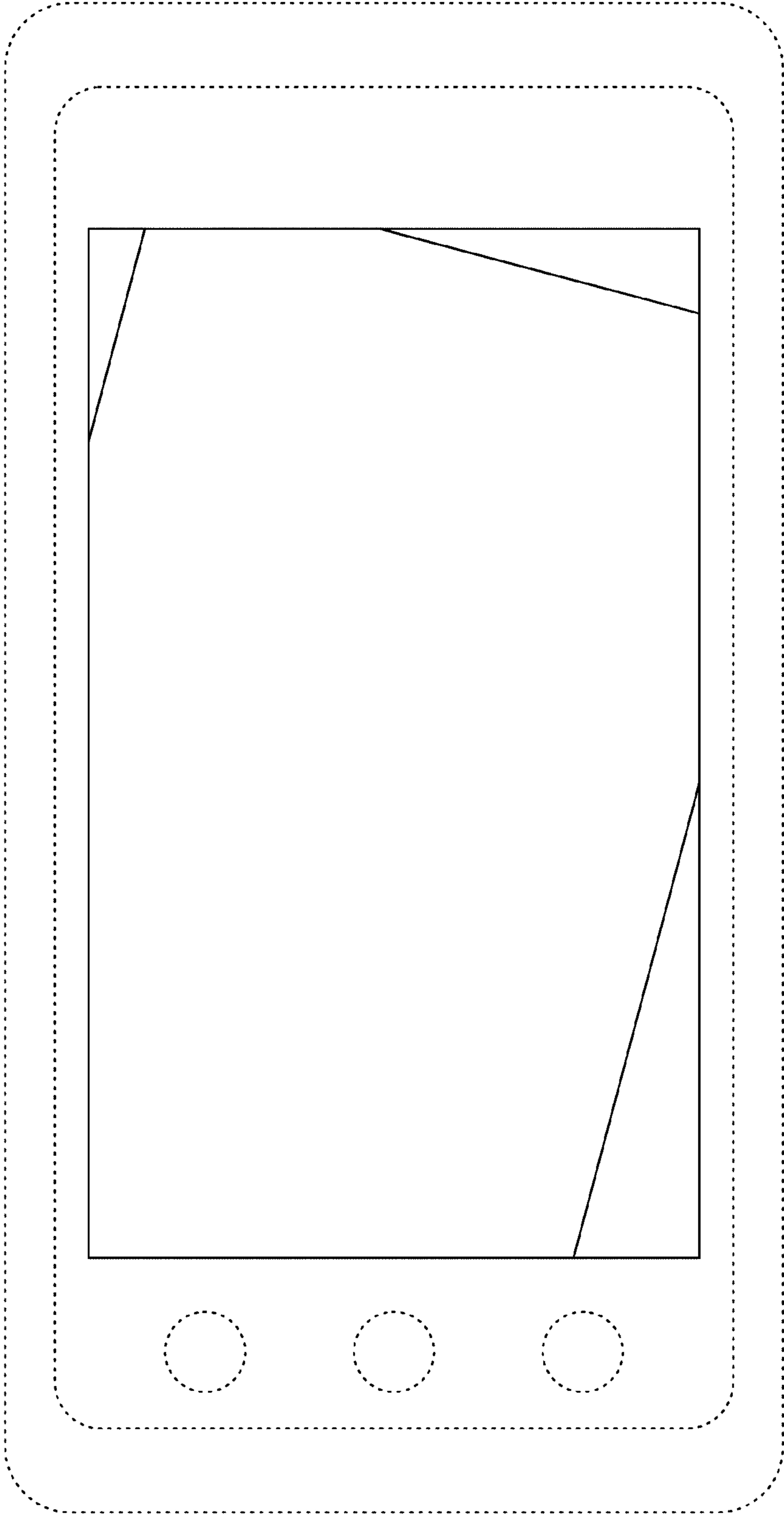


FIG. 17




FIG. 18




FIG. 19




FIG. 20




FIG. 21




FIG. 22




FIG. 23






FIG. 24