



US00D648343S

(12) **United States Design Patent**  
**Chen**

(10) **Patent No.:** **US D648,343 S**

(45) **Date of Patent:** **\*\* Nov. 8, 2011**

(54) **DISPLAY SCREEN WITH USER INTERFACE**

(75) Inventor: **Liang Chen**, Bellevue, WA (US)

(73) Assignee: **Microsoft Corporation**, Redmond, WA (US)

(\*\*) Term: **14 Years**

(21) Appl. No.: **29/364,493**

(22) Filed: **Jun. 24, 2010**

(51) **LOC (9) Cl.** ..... **14-04**

(52) **U.S. Cl.** ..... **D14/486**

(58) **Field of Classification Search** ..... D14/485-495;  
715/212, 700, 703, 706, 715, 716, 719, 727,  
715/728, 730, 752, 753, 771, 772, 773, 777,  
715/779, 780, 792, 793, 808, 809, 810, 821,  
715/822, 823, 825, 831, 833, 834, 835, 838,  
715/840, 841, 843, 861, 864, 962, 963, 975,  
715/977

See application file for complete search history.

(56) **References Cited**

**U.S. PATENT DOCUMENTS**

D554,141	S	*	10/2007	Armendariz	.....	D14/487
D594,015	S	*	6/2009	Singh et al.	.....	D14/486
D594,019	S	*	6/2009	Ball et al.	.....	D14/486
D597,101	S	*	7/2009	Chaudhri et al.	.....	D14/488
D633,918	S	*	3/2011	Vance et al.	.....	D14/486
D643,045	S	*	8/2011	Woo	.....	D14/487
2005/0071761	A1	*	3/2005	Kontio	.....	715/711
2009/0089710	A1	*	4/2009	Wood et al.	.....	715/835
2009/0183105	A1	*	7/2009	Teel et al.	.....	715/771

2010/0115408	A1	*	5/2010	Mujkic et al.	.....	715/716
2010/0162165	A1	*	6/2010	Addala et al.	.....	715/810
2011/0047491	A1	*	2/2011	Hwang et al.	.....	715/765
2011/0138275	A1	*	6/2011	Yu	.....	715/702

**FOREIGN PATENT DOCUMENTS**

EM	000997069-0011	*	9/2008
EM	000966973-0015	*	10/2008
EM	001576562-0015	*	2/2010

**OTHER PUBLICATIONS**

iPhone browser user interface, Apple Corporation, date unknown but prior to filing.

\* cited by examiner

*Primary Examiner* — Angela J Lee

(74) *Attorney, Agent, or Firm* — Banner & Witcoff, Ltd.


(57) **CLAIM**

The ornamental design for a display screen with user interface, as shown and described.

**DESCRIPTION**

FIG. 1 is a front view of a display screen with user interface showing my new design; and, FIG. 2 is a front view of the display screen with user interface of FIG. 1 shown on a device. The broken line showing of the remainder of the device in FIG. 2 is for environmental purposes only and forms no part of the claimed design.

**1 Claim, 2 Drawing Sheets**






FIG. 1




FIG. 2