



US00D648342S

(12) **United States Design Patent**  
**Pearson et al.**

(10) **Patent No.:** **US D648,342 S**  
(45) **Date of Patent:** **\*\* Nov. 8, 2011**

(54) **GRAPHICAL USER INTERFACE FOR A DISPLAY SCREEN OF A COMPUTING DEVICE**

(75) Inventors: **Gregory A. Pearson**, Dunedin, FL (US);  
**Ronald Shane Hamilton**, St. Petersburg, FL (US); **David B. Hall**, New Port Richey, FL (US)

(73) Assignee: **Gregory A. Pearson, Inc.**, Dunedin, FL (US)

(\*\*) Term: **14 Years**

(21) Appl. No.: **29/357,502**

(22) Filed: **Mar. 12, 2010**

**Related U.S. Application Data**

(63) Continuation-in-part of application No. 12/237,316, filed on Sep. 24, 2008.

(60) Provisional application No. 61/059,444, filed on Jun. 6, 2008, provisional application No. 60/974,723, filed on Sep. 24, 2007.

(51) **LOC (9) Cl.** ..... **14-04**

(52) **U.S. Cl.** ..... **D14/486**

(58) **Field of Classification Search** ..... D14/485-95;  
D18/24-33; D19/6, 52; D20/11; D21/324-33;  
715/700-867, 973-77

See application file for complete search history.

(56) **References Cited**

U.S. PATENT DOCUMENTS

|          |   |   |         |                 |       |         |
|----------|---|---|---------|-----------------|-------|---------|
| D589,970 | S | * | 4/2009  | Bhat et al.     | ..... | D14/486 |
| D590,414 | S | * | 4/2009  | Bhat et al.     | ..... | D14/486 |
| D598,929 | S | * | 8/2009  | Bhat et al.     | ..... | D14/486 |
| D602,038 | S | * | 10/2009 | Channell et al. | ..... | D14/486 |
| D609,716 | S | * | 2/2010  | White et al.    | ..... | D14/486 |
| D614,636 | S | * | 4/2010  | Comertoglu      | ..... | D14/486 |
| D623,193 | S | * | 9/2010  | Cameron et al.  | ..... | D14/486 |
| D632,698 | S | * | 2/2011  | Judy et al.     | ..... | D14/486 |

\* cited by examiner

*Primary Examiner* — Melanie H Tung

(74) *Attorney, Agent, or Firm* — Troutman Sanders LLP;  
James E. Schutz; Alicia L. W. Brewster

(57) **CLAIM**

The ornamental design for a graphical user interface, as shown and described.

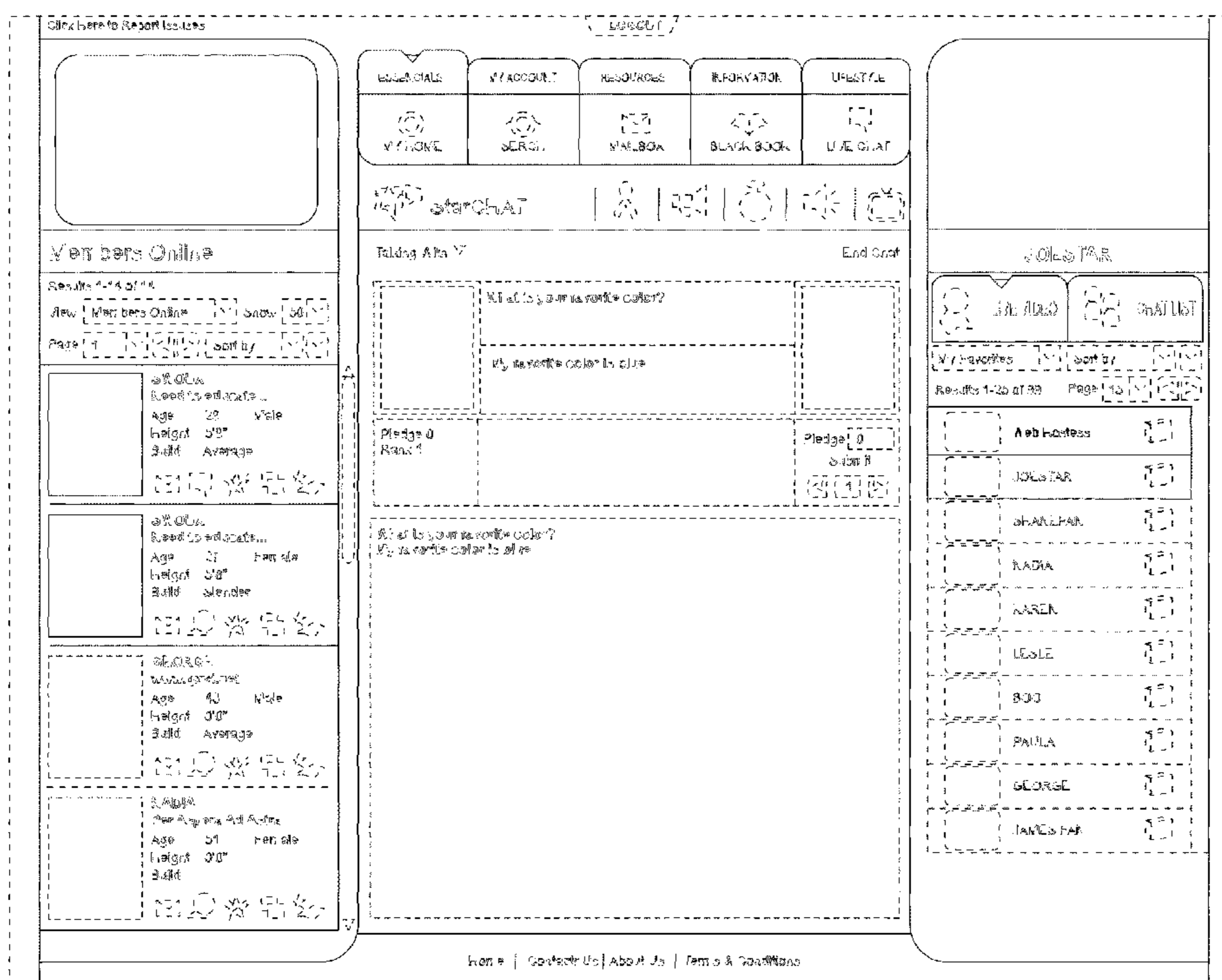
**DESCRIPTION**

FIG. 1 is a front view of a graphical user interface for a display screen of a computing device;

FIG. 2 is a front view of a second embodiment thereof; and, FIG. 3 is a front view of a third embodiment thereof.

The broken lines shown in all views of the display screen of a computing device and of graphic elements and text within the graphical user interface form no part of the claimed design.

**1 Claim, 3 Drawing Sheets**



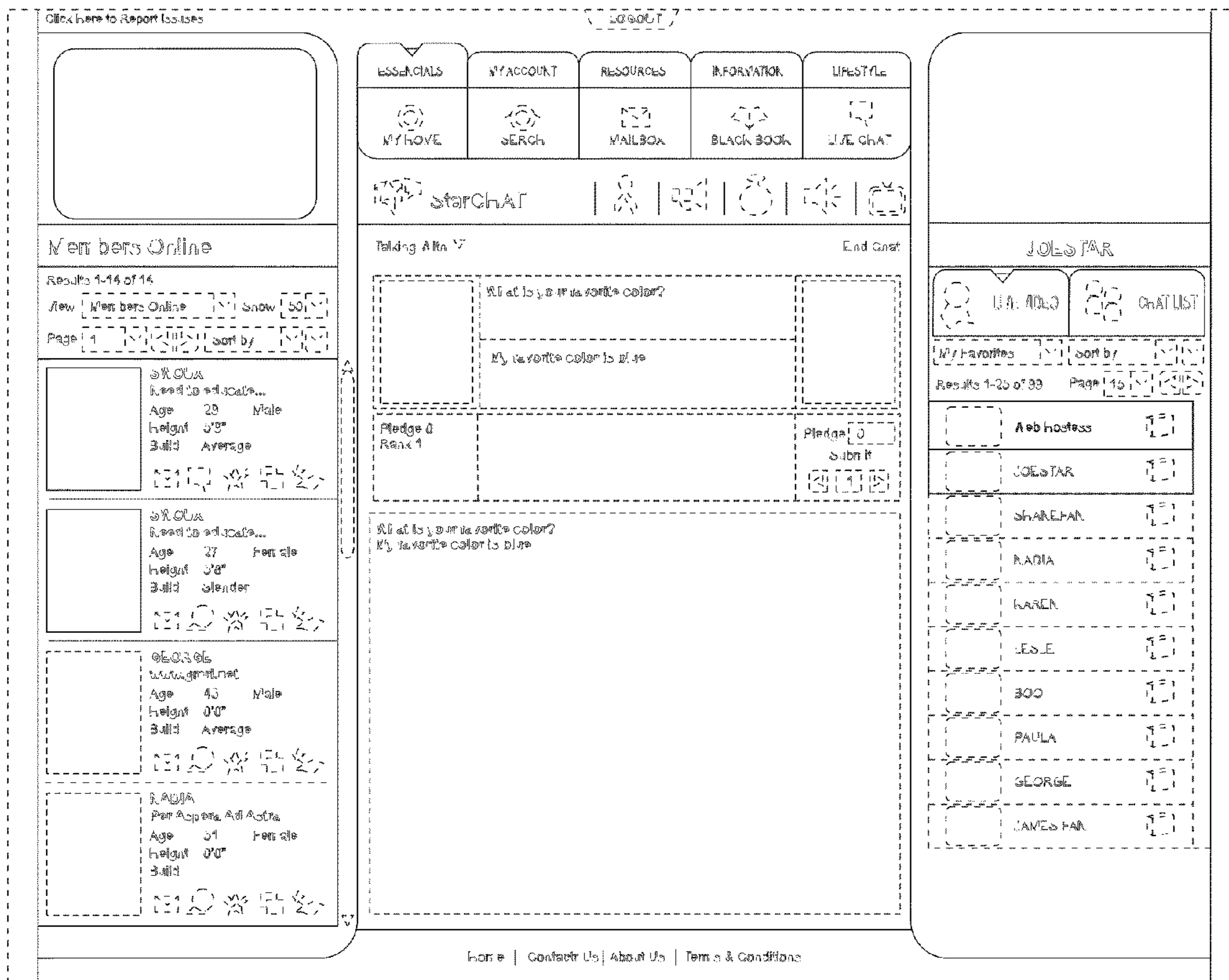


FIG. 1

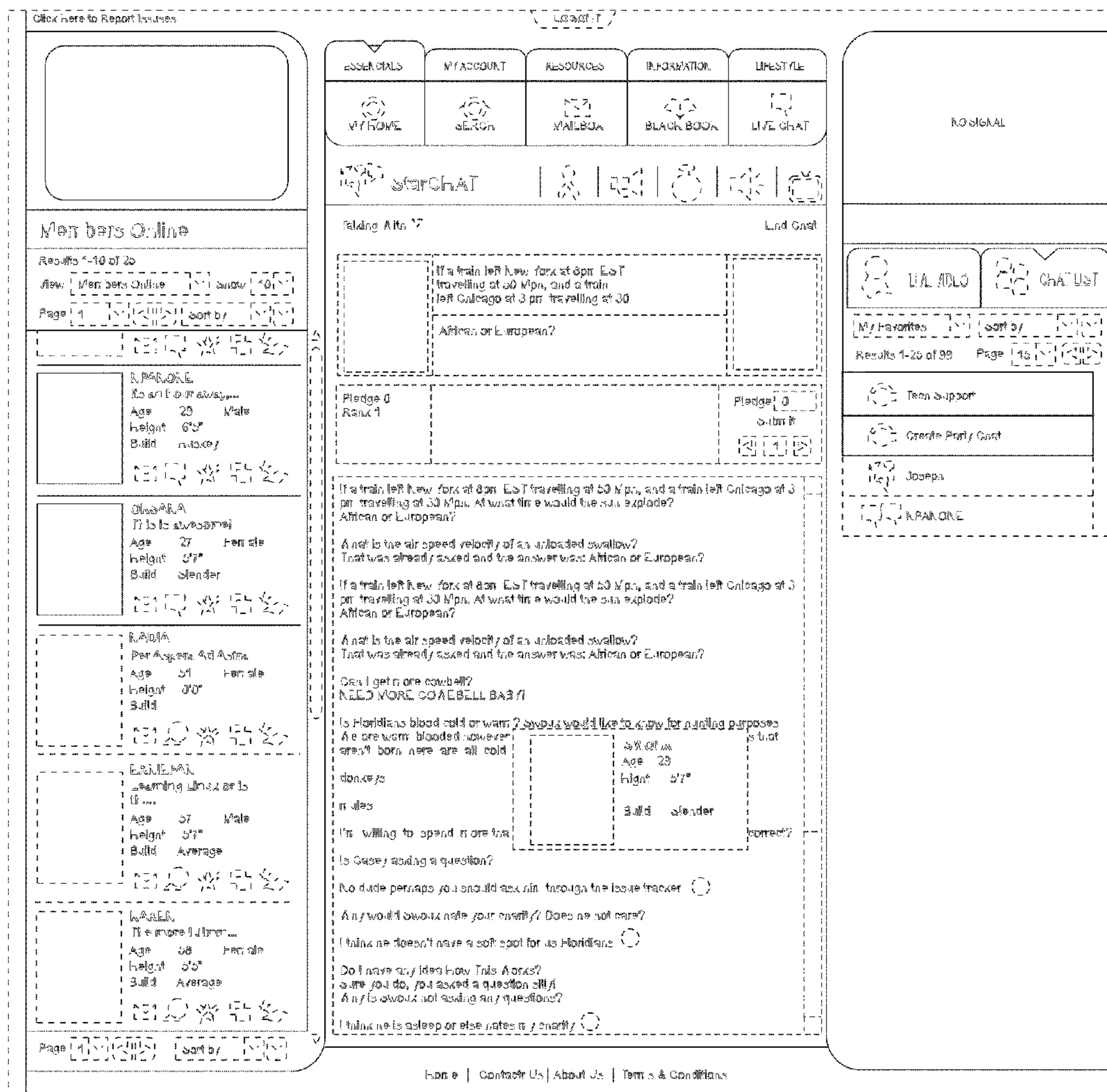


FIG. 2

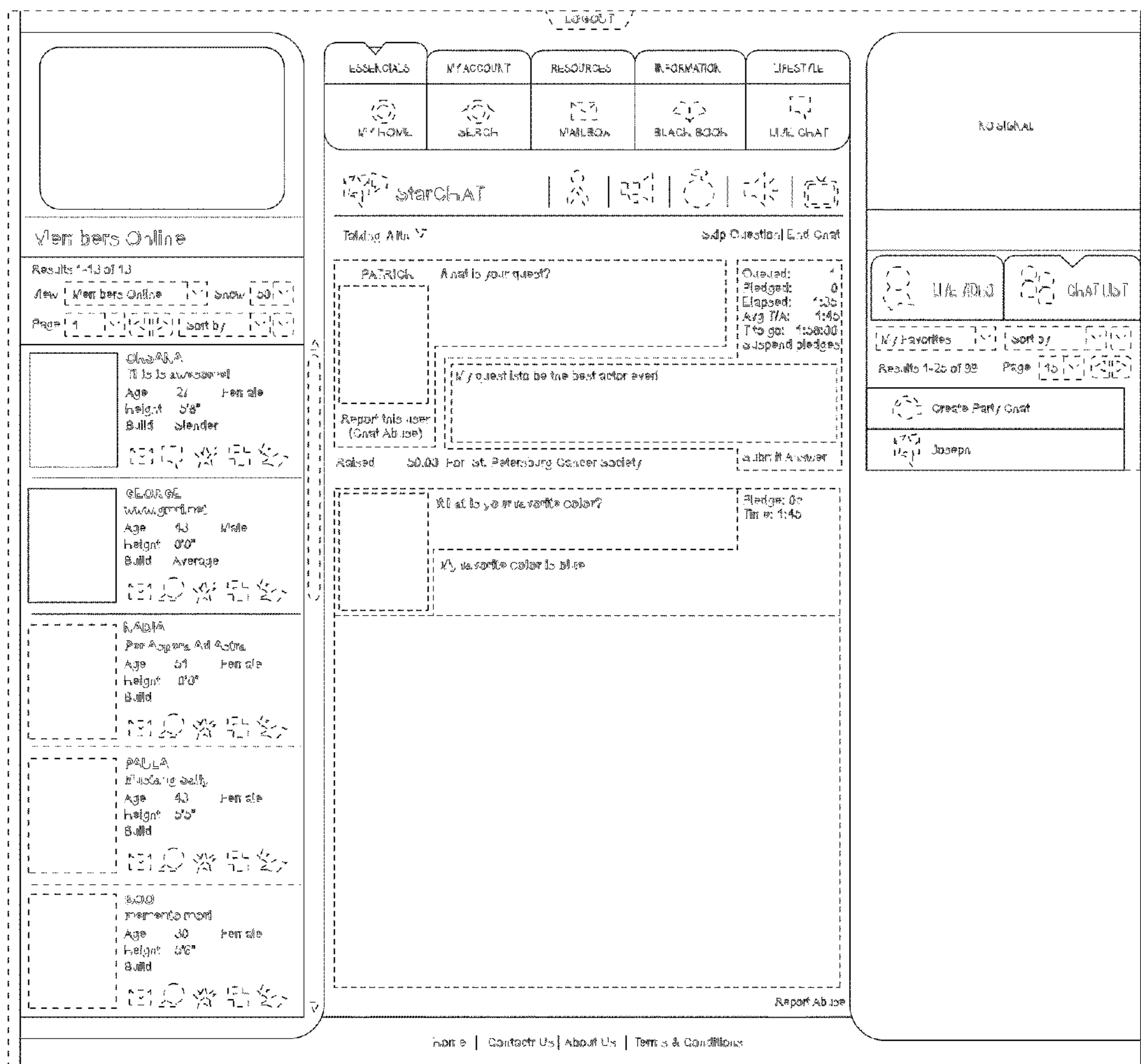


FIG. 3