



US00D648333S

(12) **United States Design Patent**  
**Andre et al.**

(10) **Patent No.:** **US D648,333 S**

(45) **Date of Patent:** **\*\* \*Nov. 8, 2011**

(54) **PORTABLE COMPUTER**

(75) Inventors: **Bartley K. Andre**, Menlo Park, CA (US); **Daniel J. Coster**, San Francisco, CA (US); **Daniele De Iulius**, San Francisco, CA (US); **Evans Hankey**, San Francisco, CA (US); **Richard P. Howarth**, San Francisco, CA (US); **Jonathan P. Ive**, San Francisco, CA (US); **Steve Jobs**, Palo Alto, CA (US); **Duncan Robert Kerr**, San Francisco, CA (US); **Shin Nishibori**, Portola Valley, CA (US); **Matthew Dean Rohrbach**, San Francisco, CA (US); **Peter Russell-Clarke**, San Francisco, CA (US); **Douglas B. Satzger**, Menlo Park, CA (US); **Christopher J. Stringer**, Woodside, CA (US); **Eugene Anthony Whang**, San Francisco, CA (US); **Rico Zorkendorfer**, San Francisco, CA (US)

(73) Assignee: **Apple Inc.**, Cupertino, CA (US)

(\*\*) Term: **14 Years**

(21) Appl. No.: **29/384,006**

(22) Filed: **Jan. 25, 2011**

**Related U.S. Application Data**

(60) Continuation of application No. 29/366,369, filed on Jul. 23, 2010, now Pat. No. Des. 633,087, which is a continuation of application No. 29/351,847, filed on Dec. 11, 2009, now Pat. No. Des. 623,645, which is a continuation of application No. 29/337,518, filed on May 22, 2009, now Pat. No. Des. 606,988, which is a division of application No. 10/152,008, filed on Oct. 15, 2008, now Pat. No. Des. 604,292, which is a continuation of application No. 29/326,082, filed on Oct. 10, 2008, now Pat. No. Des. 604,290.

(51) **LOC (9) Cl.** ..... **14-02**

(52) **U.S. Cl.** ..... **D14/315**

(58) **Field of Classification Search** ..... D14/315-327; D18/1, 2, 7, 11; 235/145 A, 145 R; 341/22, 341/23; 345/104, 156, 168, 169, 173; 361/679.08, 361/679.09, 679.11, 679.26, 679.27

See application file for complete search history.


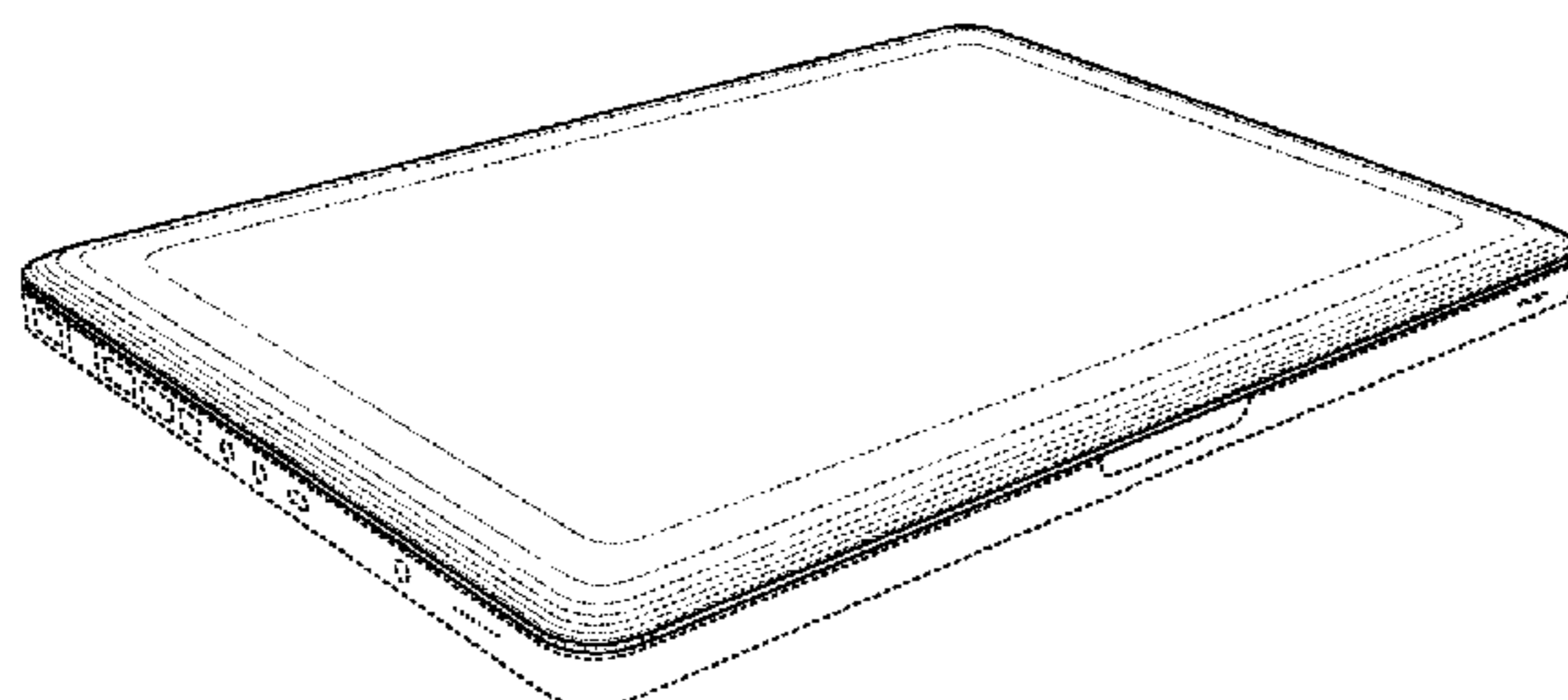
(56) **References Cited**

U.S. PATENT DOCUMENTS

D425,874	S	*	5/2000	Tanimura	.....	D14/318
6,067,224	A		5/2000	Nobuchi		
D431,821	S	*	10/2000	Mizuno	.....	D14/318
D463,797	S	*	10/2002	Andre et al.	.....	D14/327
6,657,854	B2	*	12/2003	Horii et al.	.....	361/679.09
D491,177	S		6/2004	Andre et al.		
D493,785	S		8/2004	Andre et al.		
D504,889	S		5/2005	Andre et al.		
D517,063	S		3/2006	Nakajima et al.		
D523,429	S		6/2006	Lin		
D524,306	S		7/2006	Yun et al.		
D526,999	S		8/2006	Tago		
D533,550	S		12/2006	Yamada		
D558,752	S	*	1/2008	Andre et al.	.....	D14/315
D558,753	S		1/2008	Andre et al.		
D571,364	S		6/2008	Andre et al.		
D572,246	S		7/2008	Andre et al.		
D572,247	S		7/2008	Andre et al.		
D574,378	S		8/2008	Andre et al.		
D589,507	S		3/2009	Andre et al.		
D604,291	S	*	11/2009	Andre et al.	.....	D14/315
D604,292	S		11/2009	Andre et al.		
D604,293	S	*	11/2009	Andre et al.	.....	D14/315
D611,044	S	*	3/2010	Andre et al.	.....	D14/327
D611,045	S	*	3/2010	Andre et al.	.....	D14/327
D616,880	S	*	6/2010	Andre et al.	.....	D14/318
D623,645	S	*	9/2010	Andre et al.	.....	D14/315
D625,717	S		10/2010	Andre et al.		
D635,566	S		4/2011	Andre et al.		
2005/0018396	A1		1/2005	Nakajima et al.		
2005/0041378	A1		2/2005	Hamada et al.		

OTHER PUBLICATIONS

Apple PowerBook G4 Titanium, available at least as early as Jan. 1, 2001.  
Apple PowerBook G4 Aluminum, available at least as early as Jan. 1, 2003.  
Apple MacBook Pro, available at least as early as Jan. 10, 2006.  
Appendix in U.S. Appl. No. 29/201,636 entitled "Electronic Device" filed Mar. 17, 2004, now USPN D504,889.  
Photographs of Sony VAIO PCG-4G1L, available at least as early as May 8, 2006.  
Apple MacBook Air, available Jan. 15, 2008, [http://images.apple.com/macbookair/images/design\\_gal01\\_20080115.jpg](http://images.apple.com/macbookair/images/design_gal01_20080115.jpg).  
Apple MacBook Air, available Jan. 15, 2008, [http://images.apple.com/macbookair/images/design\\_gal02\\_20080115.jpg](http://images.apple.com/macbookair/images/design_gal02_20080115.jpg).  
Apple MacBook Air, available Jan. 15, 2008, [http://images.apple.com/macbookair/images/design\\_gal03\\_20080115.jpg](http://images.apple.com/macbookair/images/design_gal03_20080115.jpg).



Apple MacBook Air, available Jan. 15, 2008, [http://images.apple.com/macbookair/images/design\\_gal04\\_20080115.jpg](http://images.apple.com/macbookair/images/design_gal04_20080115.jpg).

Apple MacBook Air, available Jan. 15, 2008, [http://images.apple.com/macbookair/images/design\\_thinair20080115.jpg](http://images.apple.com/macbookair/images/design_thinair20080115.jpg).

Apple MacBook Air, available Jan. 15, 2008, [http://images.apple.com/macbookair/images/design\\_displayair20080115.jpg](http://images.apple.com/macbookair/images/design_displayair20080115.jpg).

Apple MacBook Air, available Jan. 15, 2008, [http://images.apple.com/macbookair/images/design\\_keyboardair20080115.jpg](http://images.apple.com/macbookair/images/design_keyboardair20080115.jpg).

Apple MacBook Air, available Jan. 15, 2008, [http://images.apple.com/macbookair/images/design\\_gal08\\_20080115](http://images.apple.com/macbookair/images/design_gal08_20080115).

\* cited by examiner

*Primary Examiner* — Freda Nunn

(74) *Attorney, Agent, or Firm* — SAIDMAN DesignLaw Group

(57) **CLAIM**

The ornamental design for a portable computer, as shown and described.

**DESCRIPTION**

FIG. 1 is a front, top perspective view of a first embodiment of a portable computer showing our new design;

FIG. 2 is front view thereof;

FIG. 3 is a rear view thereof;

FIG. 4 is a left side view thereof;

FIG. 5 is a right side view thereof;

FIG. 6 is a top view thereof;

FIG. 7 is a bottom view thereof;

FIG. 8 is a front, top perspective view shown in an open position;

FIG. 9 is front view thereof;

FIG. 10 is a front, top perspective view of a second embodiment thereof;

FIG. 11 is front view thereof;

FIG. 12 is a rear view thereof;

FIG. 13 is a left side view thereof;

FIG. 14 is a right side view thereof;

FIG. 15 is a top view thereof;

FIG. 16 is a bottom view thereof;

FIG. 17 is a front, top perspective view shown in an open position;

FIG. 18 is front view thereof;

FIG. 19 is a front, top perspective view of a third embodiment thereof;

FIG. 20 is front view thereof;

FIG. 21 is a rear view thereof;

FIG. 22 is a left side view thereof;

FIG. 23 is a right side view thereof;

FIG. 24 is a top view thereof;

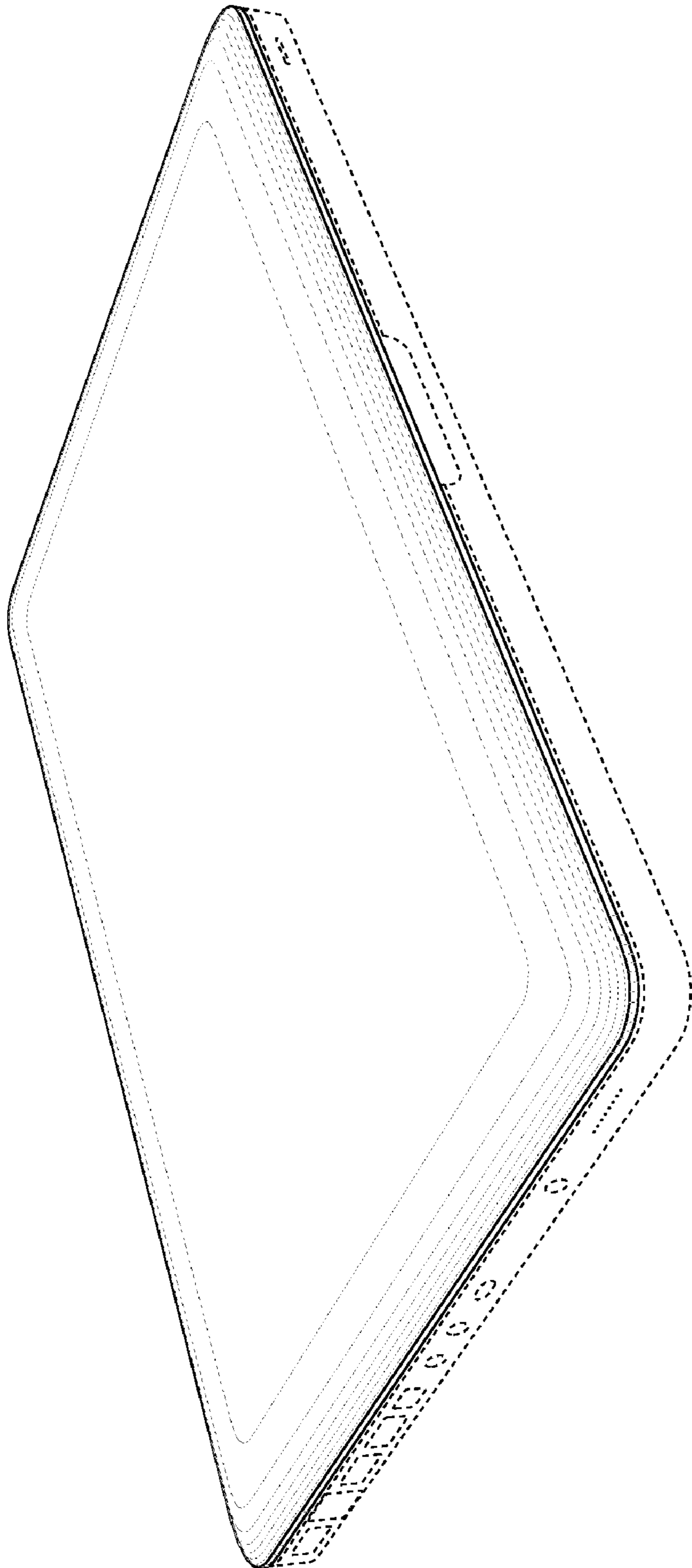
FIG. 25 is a bottom view thereof;

FIG. 26 is a front, top perspective view shown in an open position; and,

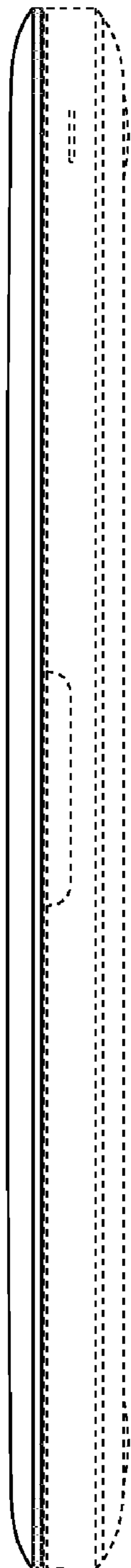
FIG. 27 is front view thereof.

The broken lines are for the purpose of illustrating portions of the portable computer and form no part of the claimed design.


**1 Claim, 21 Drawing Sheets**



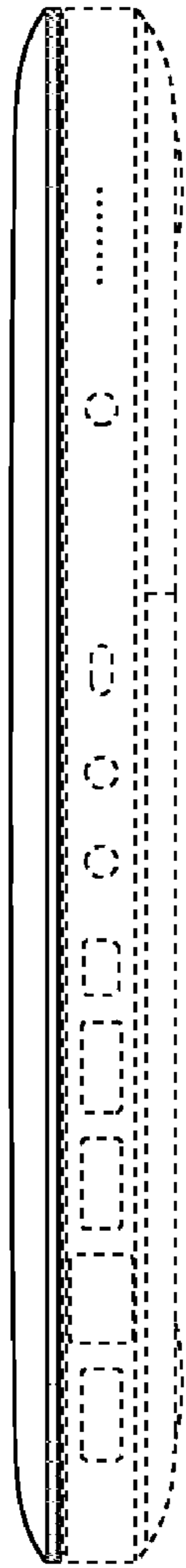
**Fig. 1**




**Fig. 2**




**Fig. 3**




**Fig. 4**



**Fig. 5**



**Fig. 6**



**Fig. 7**



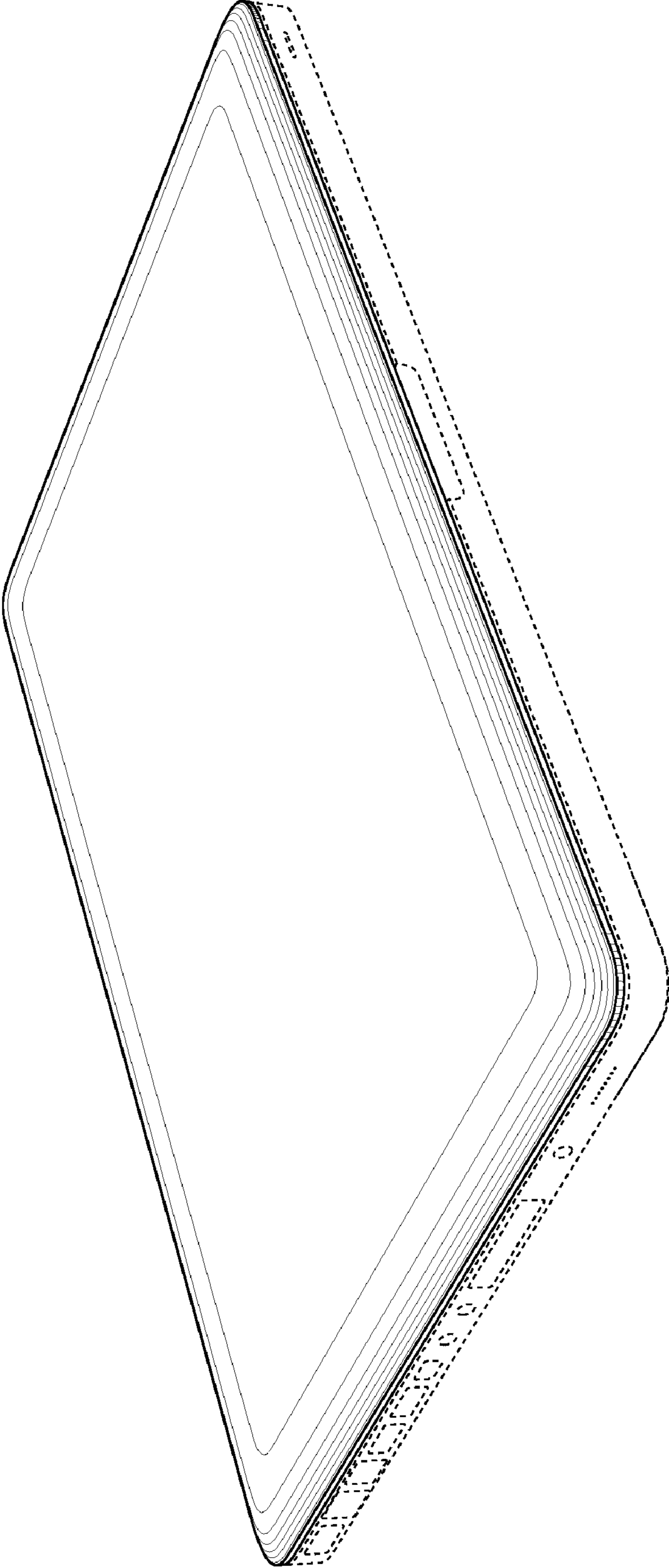


Fig. 8

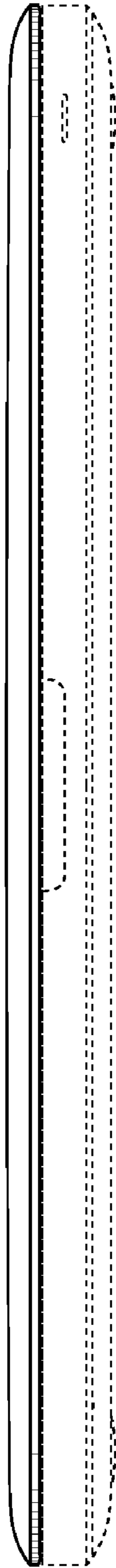




**Fig. 9**



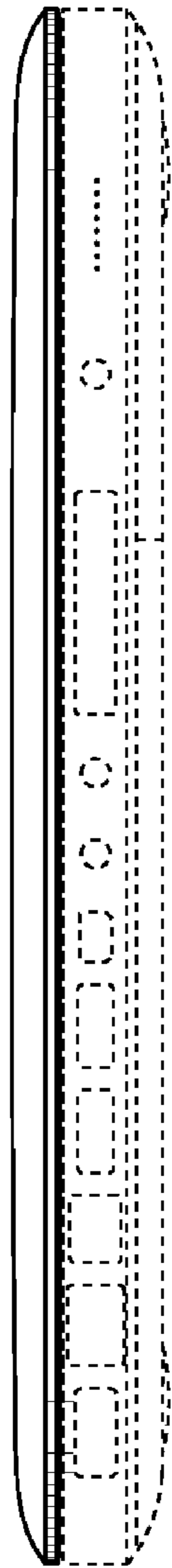
**Fig. 10**




**Fig. 11**




**Fig. 12**




**Fig. 13**



**Fig. 14**



**Fig. 15**



**Fig. 16**

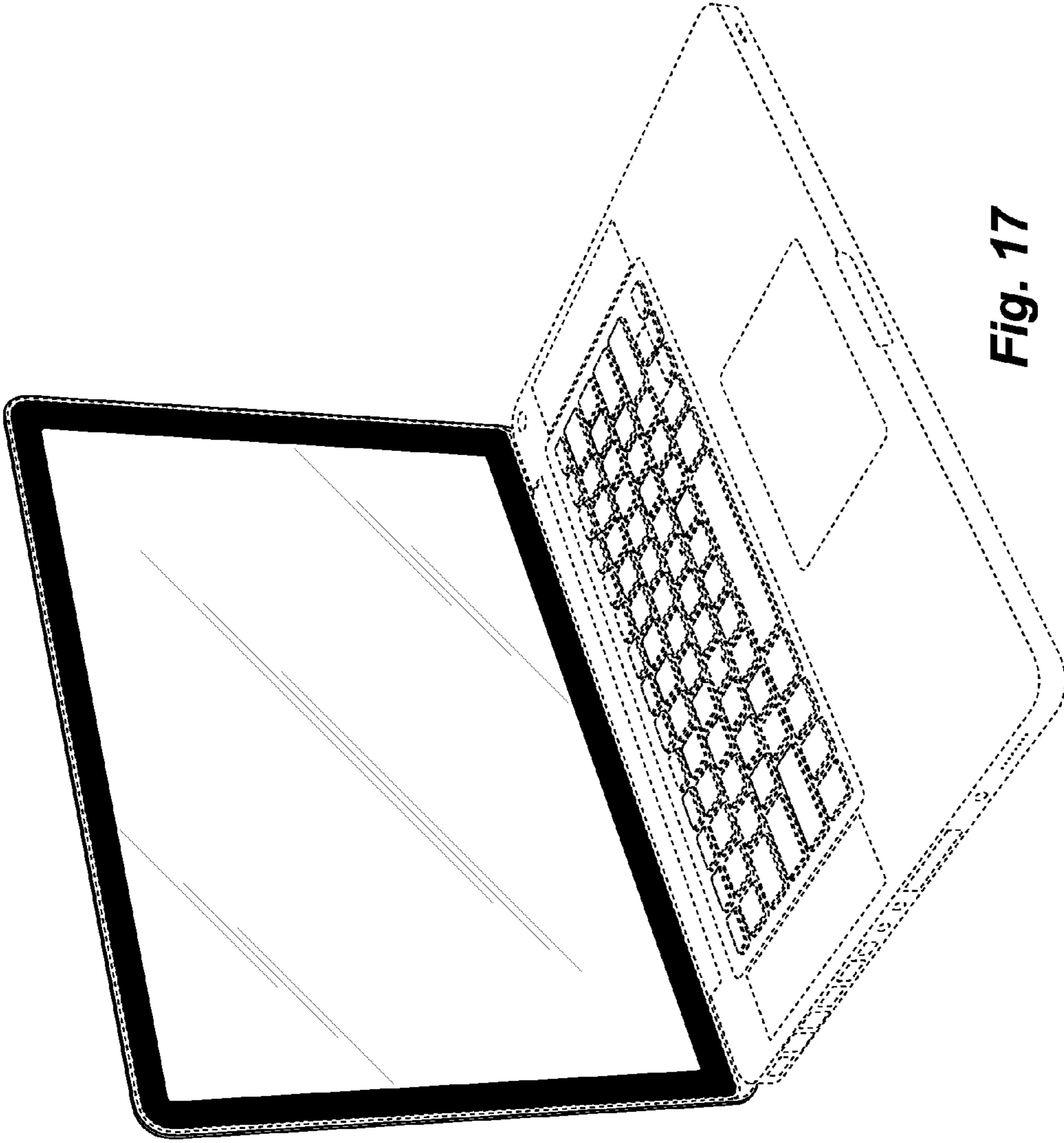

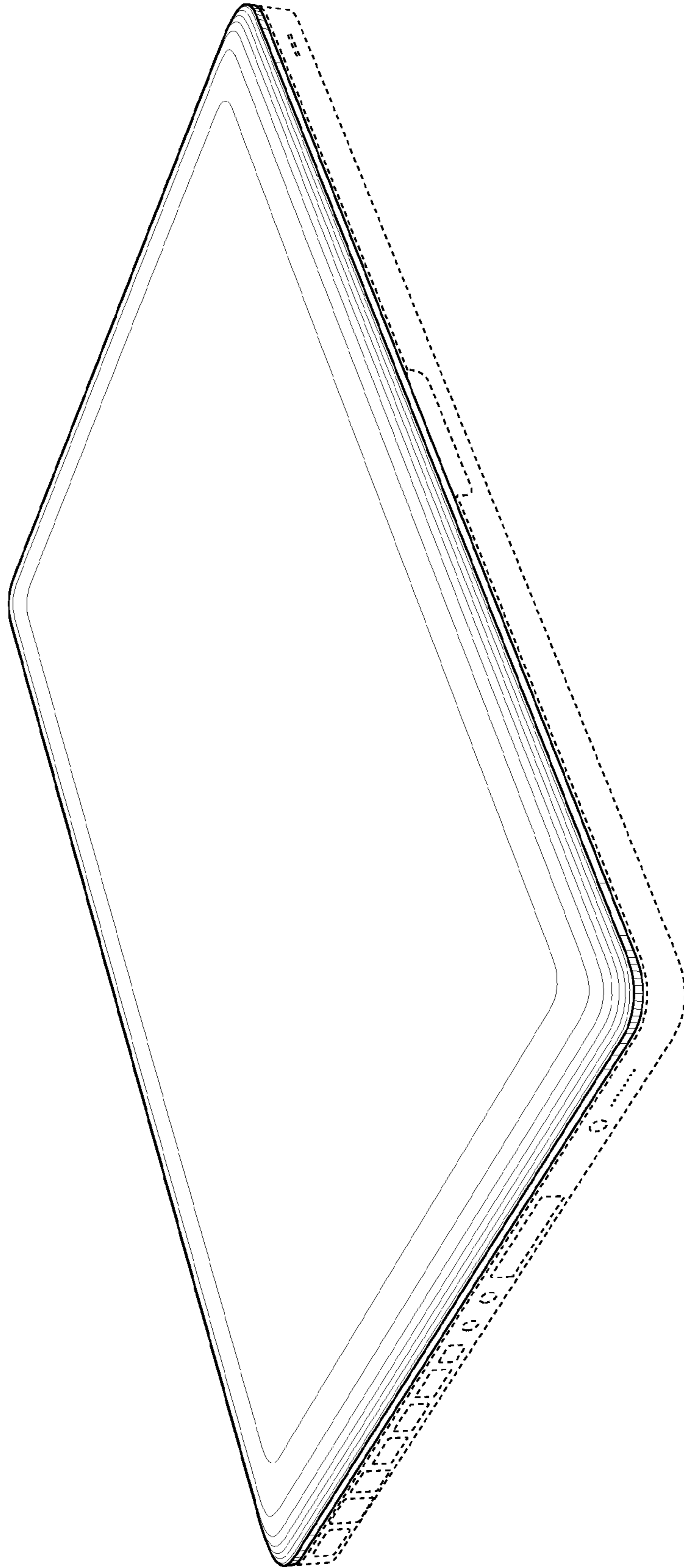


Fig. 17




**Fig. 18**

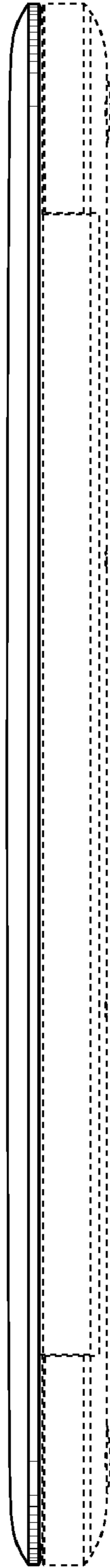





**Fig. 19**



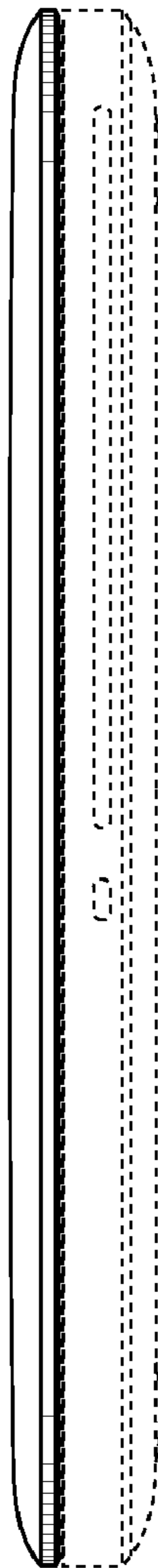
**Fig. 20**




**Fig. 21**




**Fig. 22**



**Fig. 23**



**Fig. 24**



**Fig. 25**

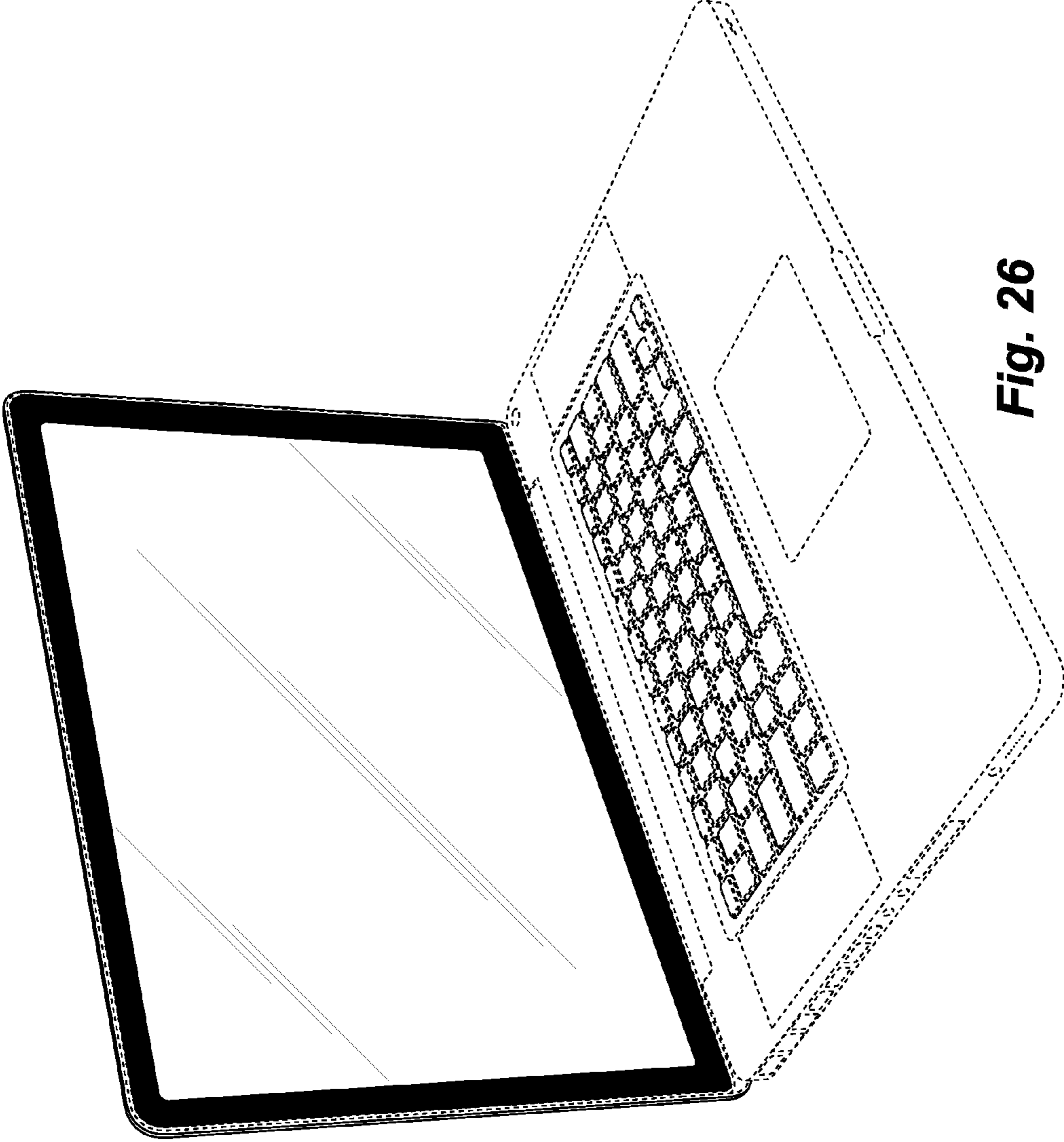



Fig. 26



**Fig. 27**