



US00D648323S

(12) **United States Design Patent**
Médas

(10) **Patent No.:** **US D648,323 S**
(45) **Date of Patent:** **** Nov. 8, 2011**

(54) **JOGWHEEL OF A DJ CONTROLLER**
(75) Inventor: **Bertrand Médas**, Lyons (FR)
(73) Assignee: **Guillemot Corporation S.A.**, Chantepie Cedex (FR)
(**) Term: **14 Years**
(21) Appl. No.: **29/381,338**
(22) Filed: **Dec. 17, 2010**

D519,569 S *	4/2006	Kiyono et al.	D21/333
D561,754 S *	2/2008	Riede	D14/257
D569,896 S *	5/2008	Bergese et al.	D17/22
D583,798 S *	12/2008	Iijima et al.	D14/168
D603,367 S *	11/2009	Shimizu	D14/157
D605,604 S *	12/2009	El-Kiss	D13/163
D615,555 S *	5/2010	Ho	D14/496
D615,993 S *	5/2010	Ho	D14/496
D616,410 S *	5/2010	Sonoda et al.	D14/168
D624,053 S *	9/2010	Williamson et al.	D14/217
D632,281 S *	2/2011	Hoehn et al.	D14/218
D634,248 S *	3/2011	Chen	D12/177

* cited by examiner

(30) **Foreign Application Priority Data**
Jun. 18, 2010 (EM) 001220545-0001
(51) **LOC (9) Cl.** **14-03**
(52) **U.S. Cl.** **D14/217; D14/454; D21/333**
(58) **Field of Classification Search** D14/162,
D14/167-169, 175, 188, 196-203, 217, 218,
D14/356, 388, 399-401, 412-416, 432, 434,
D14/454-457, 496; D21/324, 332, 333;
463/1, 30, 36-38, 46, 47; 345/156-161,
345/905; D13/163, 164; 84/625, 660, 697;
381/118, 120, 334; 455/350
See application file for complete search history.

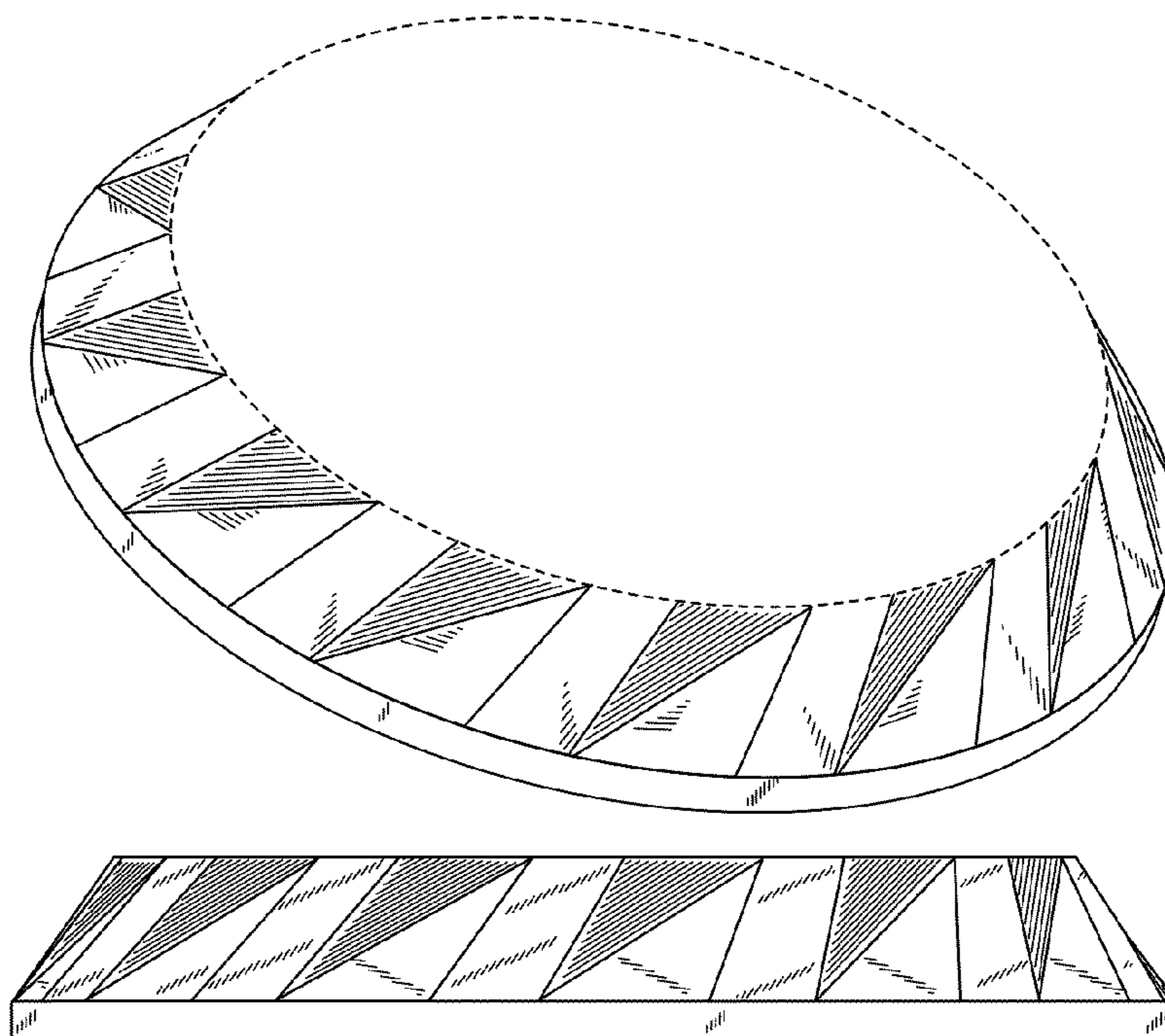
Primary Examiner — Prabhakar Deshmukh
Assistant Examiner — Keli L Hill
(74) *Attorney, Agent, or Firm* — Blakely, Sokoloff, Taylor & Zafman LLP

(56) **References Cited**
U.S. PATENT DOCUMENTS
D363,282 S * 10/1995 Wicks et al. D14/141.1
D423,514 S * 4/2000 Shindo D14/240
D438,193 S * 2/2001 Hakoda D14/217
D454,552 S * 3/2002 Nakane D14/168
D463,401 S * 9/2002 Miyazaki D14/217
D486,496 S * 2/2004 Cookson D14/455

(57) **CLAIM**
The ornamental design for a jogwheel of a DJ controller, as shown and described.

DESCRIPTION
FIG. 1 is a perspective view of a jogwheel.
FIG. 2 is a top view of the jogwheel of FIG. 1.
FIG. 3 is a bottom view of the jogwheel of FIG. 1.
FIG. 4 is a front view of the jogwheel of FIG. 1.
FIG. 5 is a rear view of the jogwheel of FIG. 1.
FIG. 6 is a left side view of the jogwheel of FIG. 1; and,
FIG. 7 is a right side view of the jogwheel of FIG. 1.
The broken lines shown are included for the purpose of illustrating the unclaimed portions of the article and form no part of the claim.

1 Claim, 3 Drawing Sheets



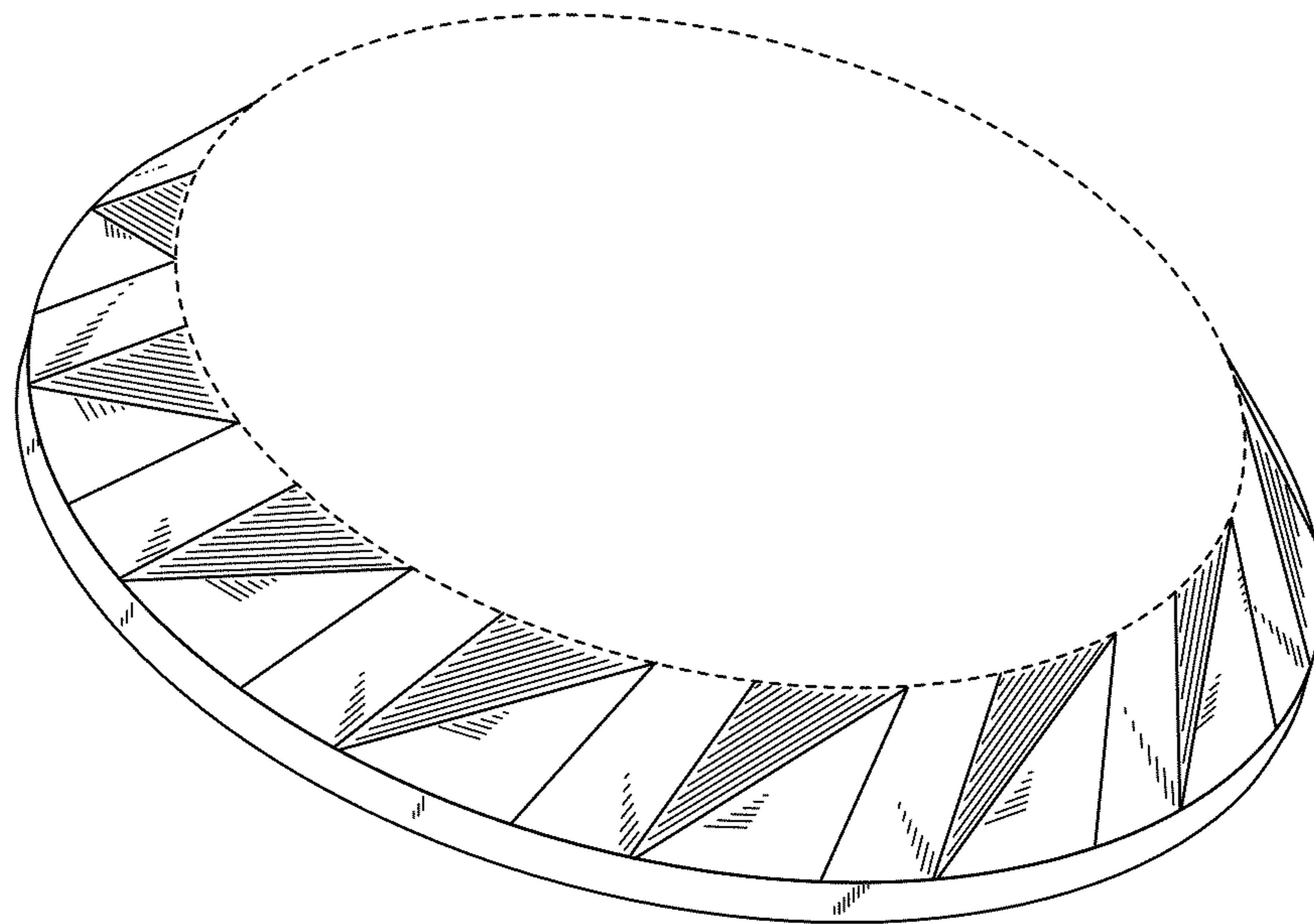


FIG. 1




FIG. 2




FIG. 3

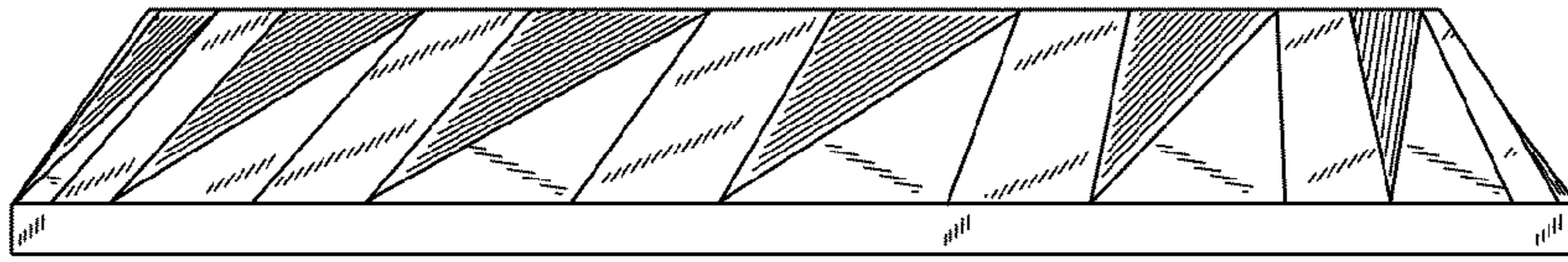


FIG. 4

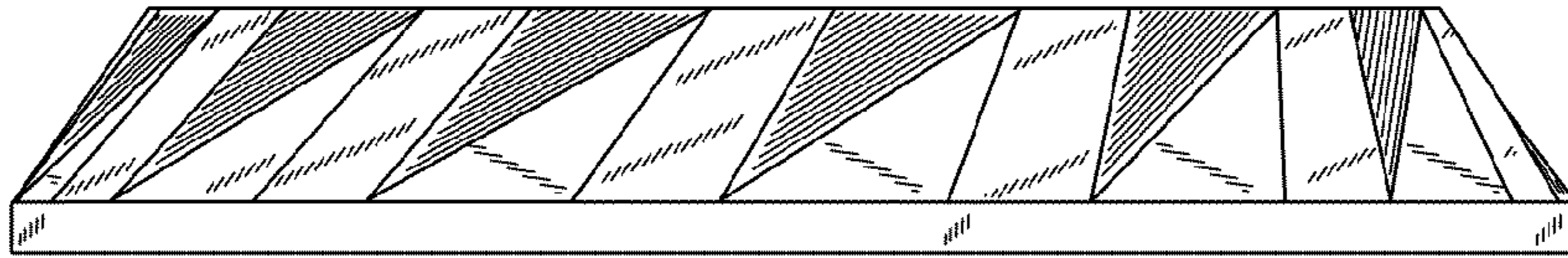


FIG. 5

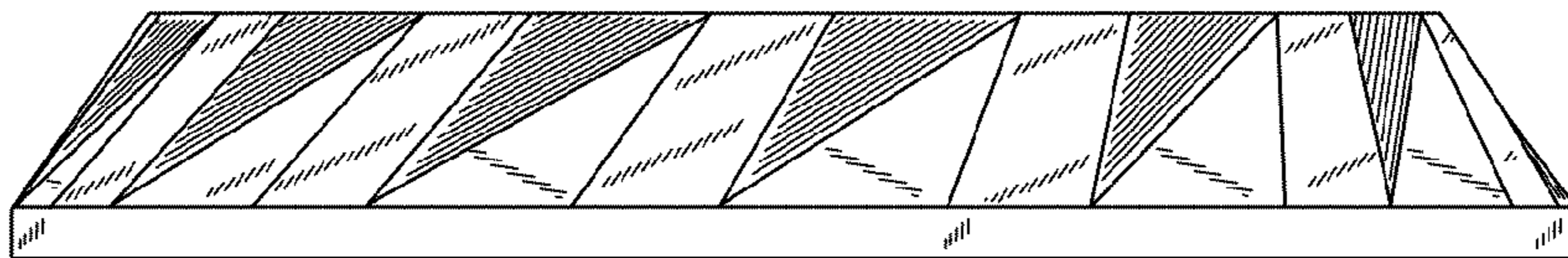


FIG. 6

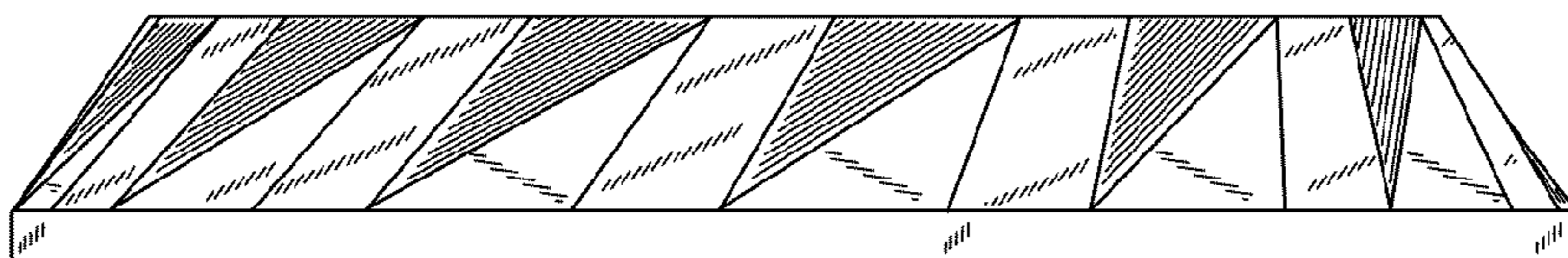


FIG. 7