



US00D648318S

(12) **United States Design Patent**  
**Huang**

(10) **Patent No.:** **US D648,318 S**

(45) **Date of Patent:** **\*\* Nov. 8, 2011**

(54) **HEADSET**

(75) Inventor: **Cherry Huang**, Taipei (TW)

(73) Assignee: **Thunder International Ltd.**, Taipei (TW)

(\*\*) Term: **14 Years**

(21) Appl. No.: **29/381,891**

(22) Filed: **Dec. 24, 2010**

(51) **LOC (9) Cl.** ..... **14-01**

(52) **U.S. Cl.** ..... **D14/206**

(58) **Field of Classification Search** ..... D14/205,  
D14/206, 223, 192, 225; 181/129, 130, 135,  
181/133, 136; 381/380, 381; 379/430, 431;  
D29/112; 2/209; 128/866; 455/90.3, 575.2  
See application file for complete search history.

(56) **References Cited**

**U.S. PATENT DOCUMENTS**

3,454,964	A *	7/1969	Brinkhoff	.....	2/209
3,505,684	A *	4/1970	Hutchinson et al.	.....	2/209
3,579,640	A *	5/1971	Beguin	.....	2/209
3,787,899	A *	1/1974	Krawagna	.....	2/209
4,471,496	A *	9/1984	Gardner et al.	.....	2/209
4,905,322	A *	3/1990	Aileo et al.	.....	2/209
D351,172	S *	10/1994	Nakamura et al.	.....	D14/205
5,793,878	A *	8/1998	Chang	.....	381/370
5,924,138	A *	7/1999	Baisden	.....	2/209
D447,472	S *	9/2001	McGugan	.....	D14/225
7,020,902	B1 *	4/2006	Tyler	.....	2/209

D563,382	S *	3/2008	Wikel	.....	D14/205
D576,604	S *	9/2008	Suzuki	.....	D14/205
D585,872	S *	2/2009	Lee	.....	D14/205
D591,263	S *	4/2009	Shimizu	.....	D14/205
D600,674	S *	9/2009	Brennwald	.....	D14/205
D603,370	S *	11/2009	Suzuki	.....	D14/205
7,766,120	B2 *	8/2010	Hansson et al.	.....	181/129
D623,627	S *	9/2010	Alden et al.	.....	D14/205
D625,705	S *	10/2010	Ohuri et al.	.....	D14/205
D634,732	S *	3/2011	Kondo et al.	.....	D14/205
D637,176	S *	5/2011	Brunner et al.	.....	D14/205
D637,579	S *	5/2011	Hamaura et al.	.....	D14/205
D639,775	S *	6/2011	Horibe et al.	.....	D14/205
D639,776	S *	6/2011	Arimoto	.....	D14/205
D641,725	S *	7/2011	Chong et al.	.....	D14/205
D642,554	S *	8/2011	Schaal et al.	.....	D14/205

\* cited by examiner

*Primary Examiner* — Paula Greene

(74) *Attorney, Agent, or Firm* — Leong C. Lei

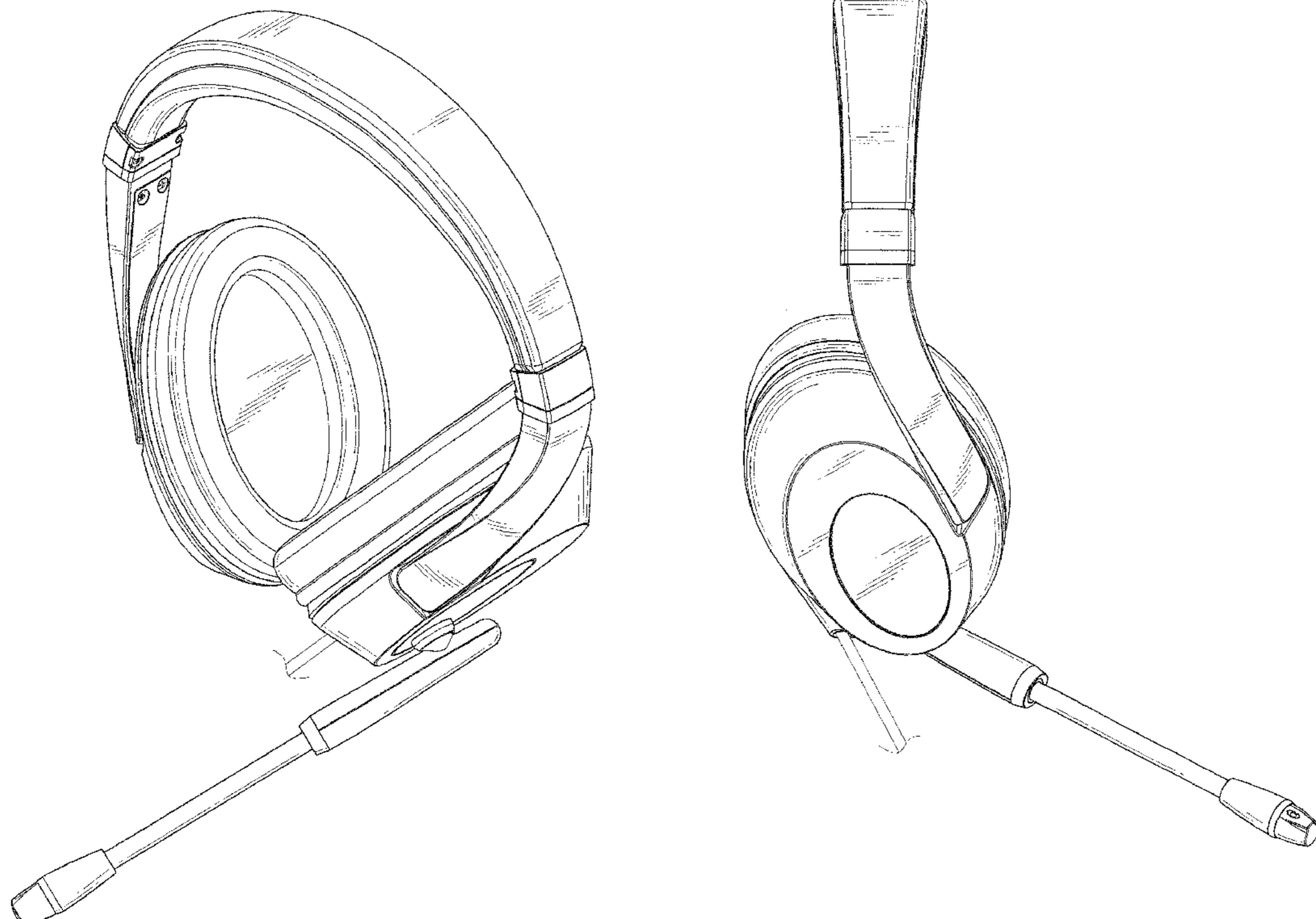
(57) **CLAIM**

The ornamental design for a headset, as shown and described.

**DESCRIPTION**

FIG. 1 is a perspective view of a headset showing my new design;  
FIG. 2 is a front elevational view thereof;  
FIG. 3 is a rear elevational view thereof;  
FIG. 4 is a right side view thereof;  
FIG. 5 is a left side view thereof;  
FIG. 6 is a top plan view thereof; and,  
FIG. 7 is a bottom plan view thereof.

**1 Claim, 7 Drawing Sheets**



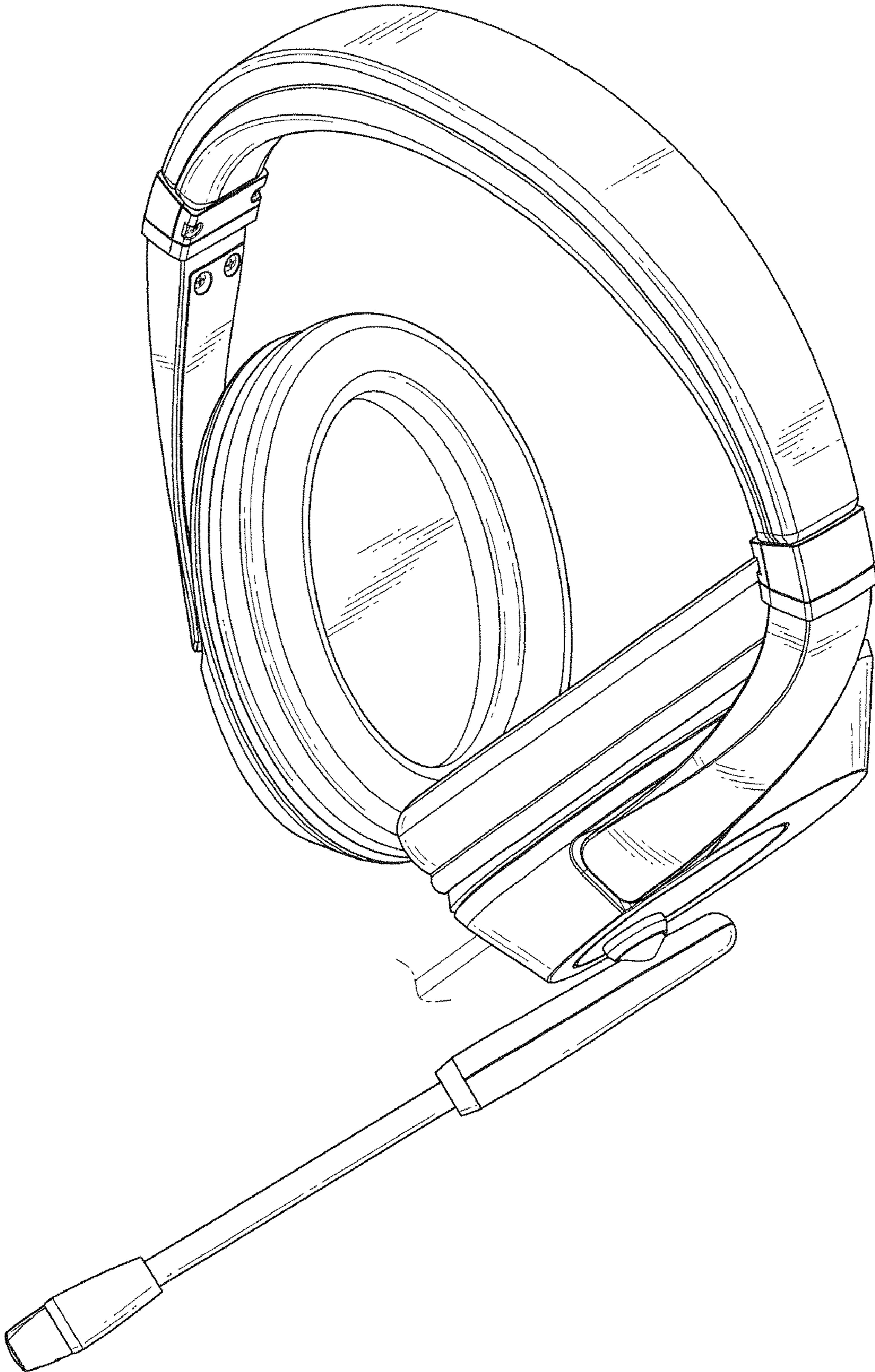


FIG. 1



FIG. 2

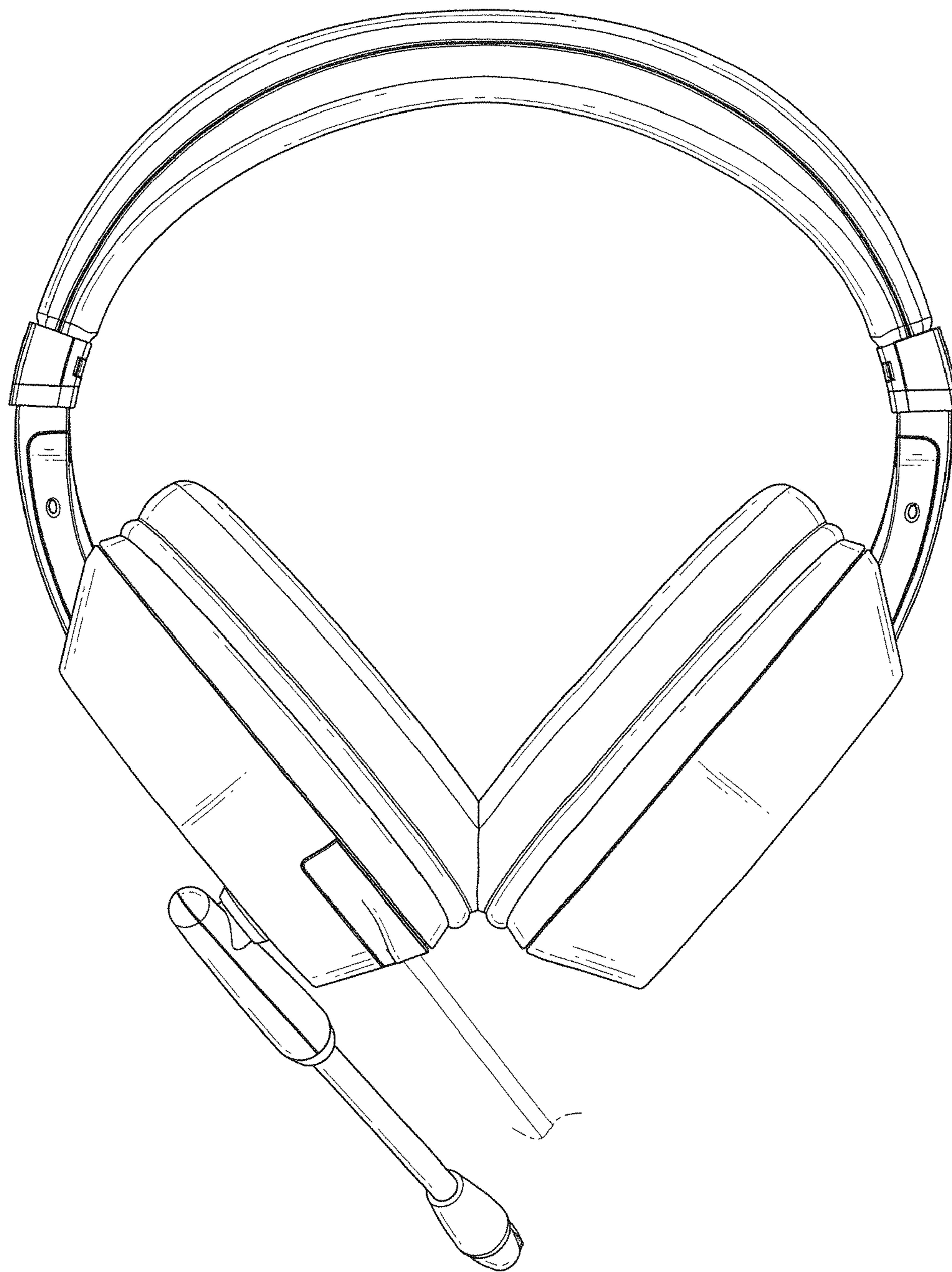


FIG. 3



FIG. 4



FIG. 5

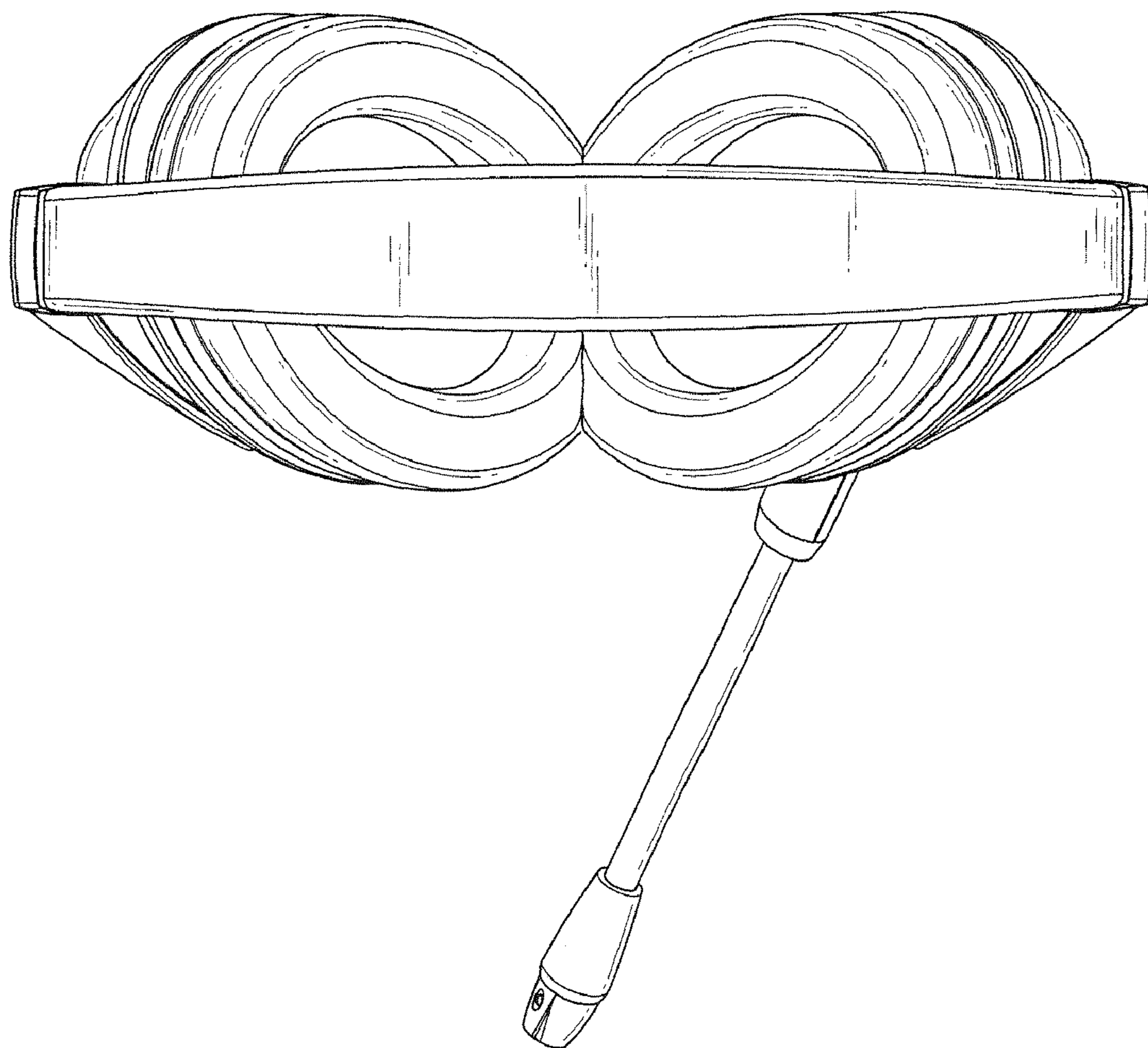


FIG. 6

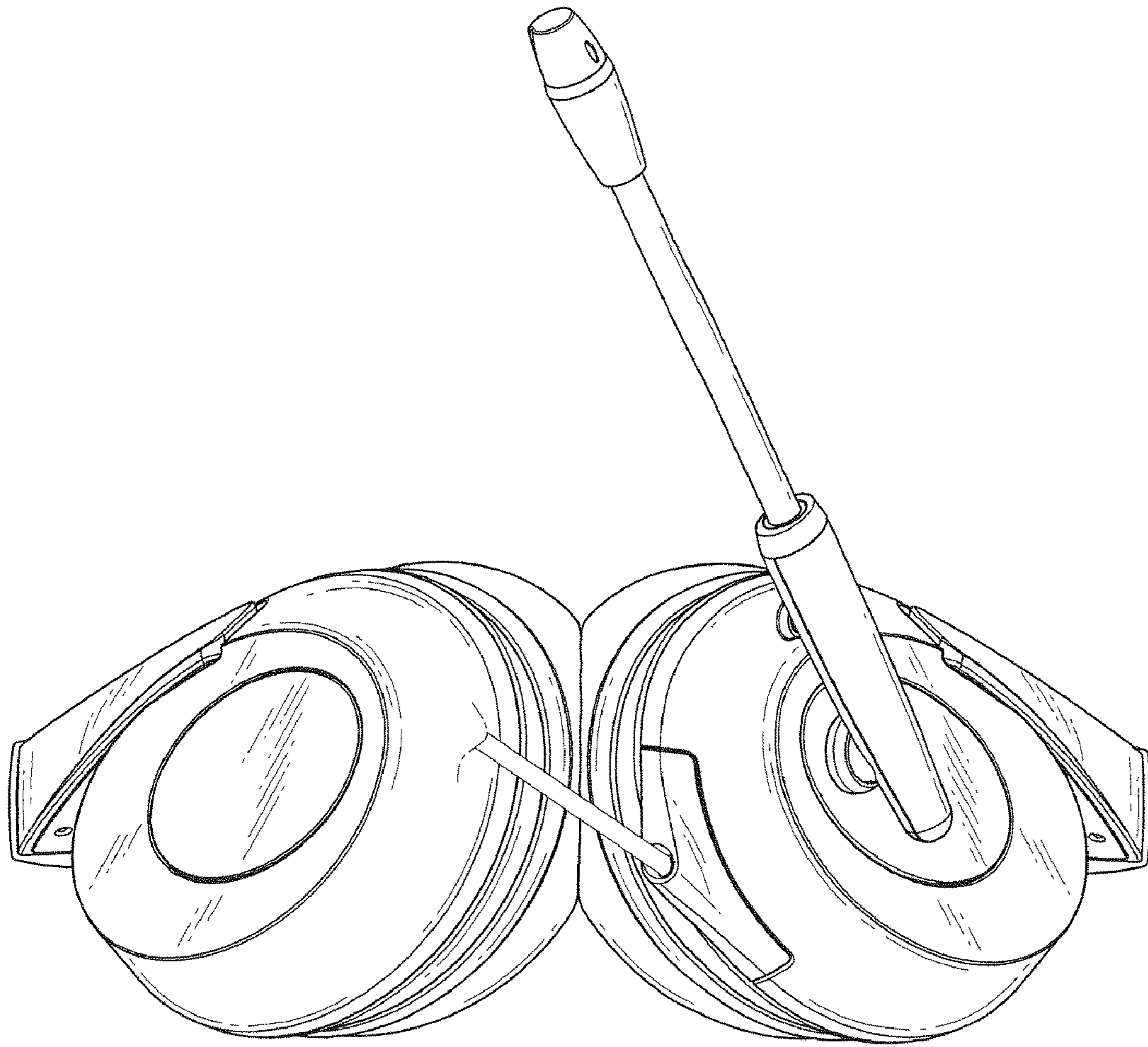


FIG. 7