

US00D648297S

(12) **United States Design Patent**  
**Woo et al.**

(10) **Patent No.:** **US D648,297 S**  
(45) **Date of Patent:** **\*\* Nov. 8, 2011**

(54) **LCD TELEVISION RECEIVER**

(75) Inventors: **Gang Ho Woo**, Seoul (KR); **Hong Youl Choi**, Seoul (KR)

(73) Assignee: **LG Electronics Inc.**, Seoul (KR)

(\*\*) Term: **14 Years**

(21) Appl. No.: **29/394,662**

(22) Filed: **Jun. 20, 2011**

(30) **Foreign Application Priority Data**

Jan. 19, 2011 (KR) ..... 30-2011-0002340

(51) **LOC (9) Cl.** ..... **14-03**

(52) **U.S. Cl.** ..... **D14/126**

(58) **Field of Classification Search** ..... D14/125-134,  
D14/239, 371, 136, 374-377, 440, 450, 448,  
D14/336, 342; 312/7.2; 348/836, 838, 180,  
348/184, 325, 739; 341/12; 248/917-924,  
248/465; 345/104, 133, 156, 168, 87, 173;  
720/605, 669, 600, 655; 369/99, 197; D21/329,  
D21/515, 577, 622, 333, 433, 448, 452, 450,  
D21/331; D6/477, 479, 300; 273/148 B;  
446/484, 175, 356; D10/15, 26

See application file for complete search history.

(56) **References Cited**

U.S. PATENT DOCUMENTS

D584,706 S *	1/2009	Yoshimura et al.	.....	D14/126
D589,477 S *	3/2009	Quaglio	.....	D14/126
D597,978 S *	8/2009	Won et al.	.....	D14/126
D622,240 S *	8/2010	Liu et al.	.....	D14/126
D628,174 S *	11/2010	Nagase	.....	D14/126
D640,998 S *	7/2011	Takami et al.	.....	D14/126

\* cited by examiner

*Primary Examiner* — Raphael Barkai

(74) *Attorney, Agent, or Firm* — Morgan, Lewis & Bockius LLP

(57) **CLAIM**

We claim the ornamental design for a LCD television receiver, as shown and described.

**DESCRIPTION**

FIG. 1 is a perspective view of a LCD television receiver showing our new design;  
FIG. 2 is a front elevation view thereof;  
FIG. 3 is a rear elevation view thereof;  
FIG. 4 is a left-side elevation view thereof;  
FIG. 5 is a right-side elevation view thereof;  
FIG. 6 is a top plan view thereof; and,  
FIG. 7 is a bottom plan view thereof.

**1 Claim, 4 Drawing Sheets**

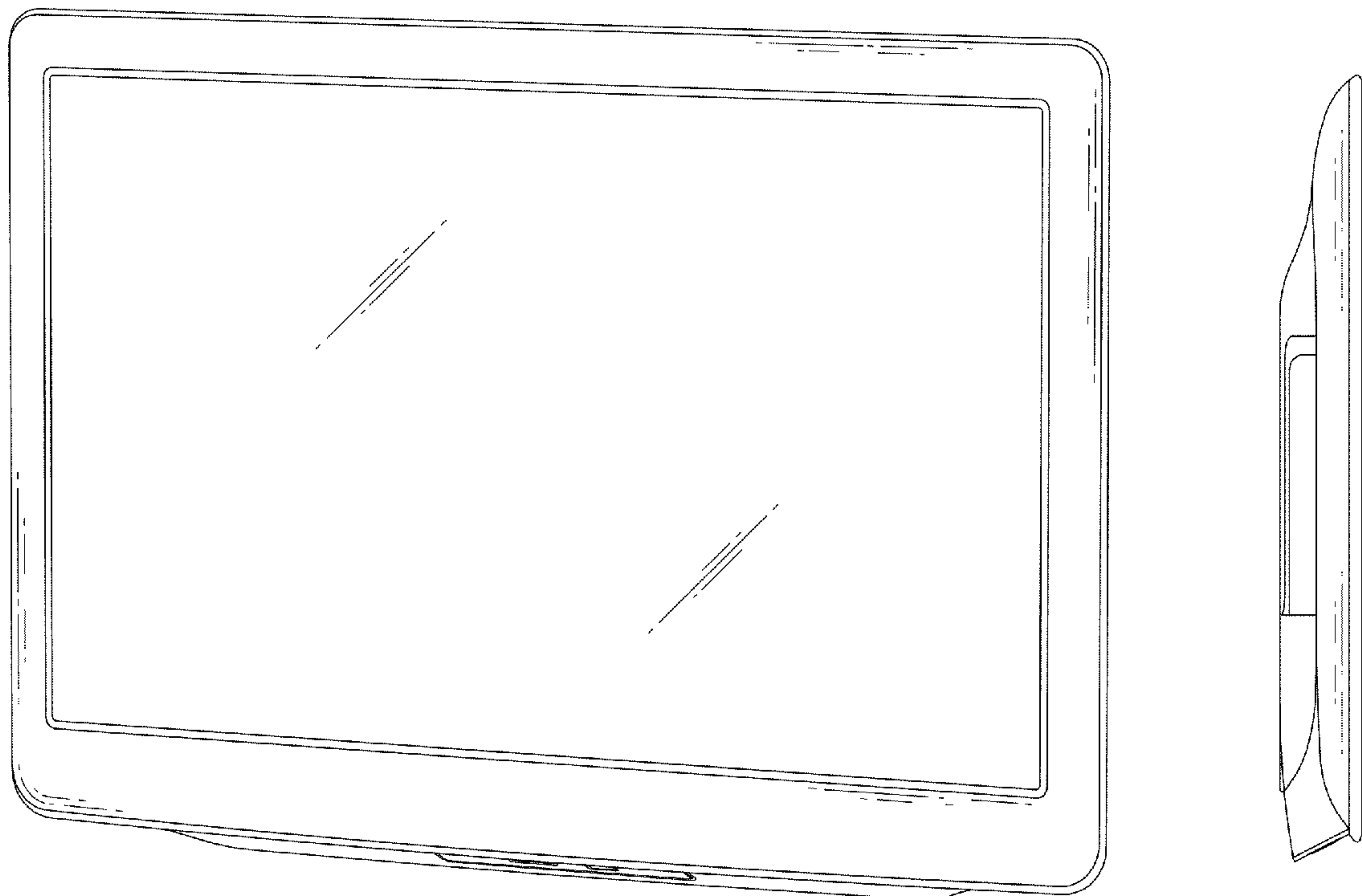


FIG. 1

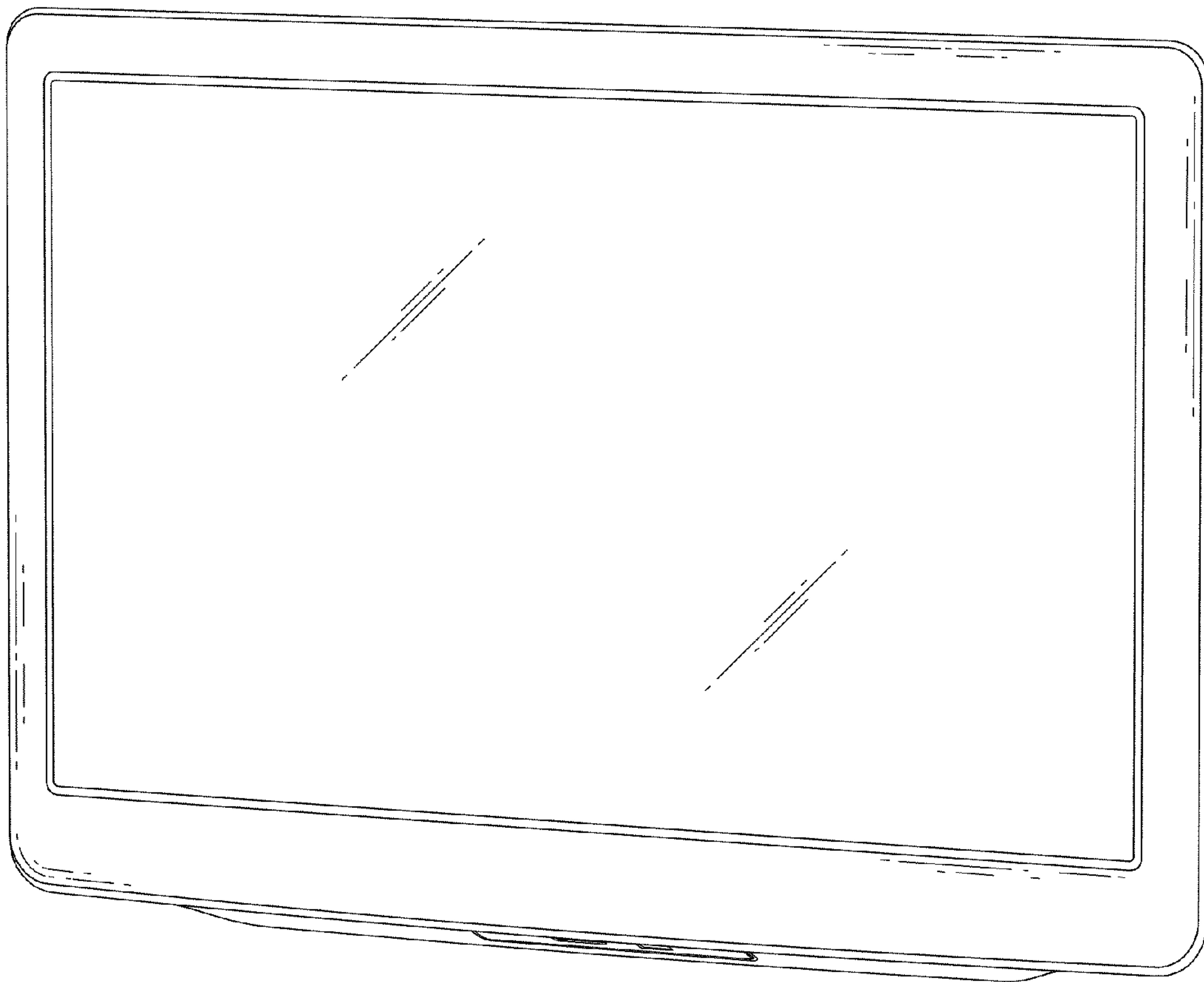


FIG. 2




FIG. 3

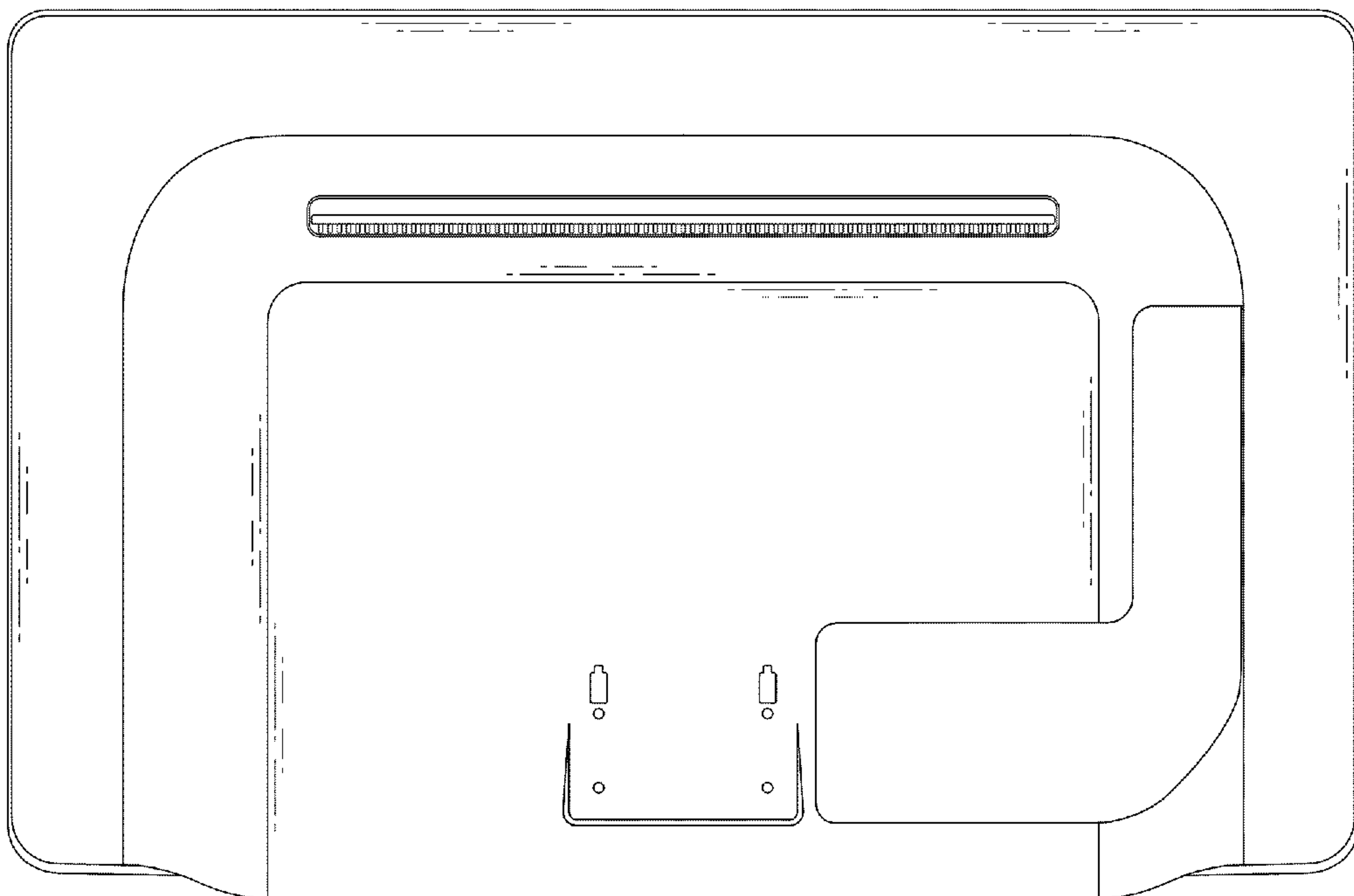


FIG. 4




FIG. 5

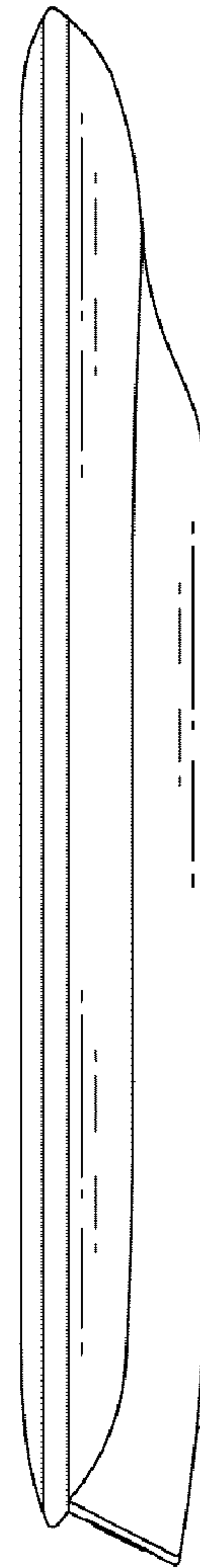


FIG. 6




FIG. 7

