



US00D648293S

(12) **United States Design Patent**
Kim et al.

(10) **Patent No.:** **US D648,293 S**
(45) **Date of Patent:** **** Nov. 8, 2011**

(54) **NETWORK MEDIA PLAYER**

(75) Inventors: **Yongseock Kim**, Gyeonggi-do (KR);
Myungwhoon Lee, Seoul (KR);
Yoonkyeong Lee, Seoul (KR)

(73) Assignee: **LG Electronics Inc.**, Seoul (KR)

(**) Term: **14 Years**

(21) Appl. No.: **29/393,609**

(22) Filed: **Jun. 7, 2011**

(30) **Foreign Application Priority Data**

Dec. 8, 2010 (KR) 30-2010-0053129

(51) **LOC (9) Cl.** **14-03**

(52) **U.S. Cl.** **D14/125**

(58) **Field of Classification Search** D14/125,
D14/357-358, 496, 188, 242, 432; D13/184;
348/10, 460, 706, 731; 340/825.03; 455/6.1,
455/6.2; 312/223.1, 7.2; D25/163, 150,
D25/157, 138, 141, 140

See application file for complete search history.

(56) **References Cited**

U.S. PATENT DOCUMENTS

4,033,082 A * 7/1977 Tashiro 52/316
4,416,100 A * 11/1983 Troendle, Sr. 52/390
D552,567 S * 10/2007 Francz D14/125
D559,207 S * 1/2008 Pergola et al. D14/125
D594,876 S * 6/2009 Hwang D14/496
D599,751 S * 9/2009 Zhang et al. D14/125

D601,583 S * 10/2009 Andre et al. D14/496
D619,140 S * 7/2010 Sin et al. D14/480.6
D620,953 S * 8/2010 Andre et al. D14/496
D623,154 S * 9/2010 Tu D14/125
D624,912 S * 10/2010 Chen et al. D14/356
D633,223 S * 2/2011 Burman et al. D25/141
D638,443 S * 5/2011 Akana et al. D14/496
D639,255 S * 6/2011 de Salis D14/125
D639,982 S * 6/2011 Dean D25/150
D640,646 S * 6/2011 Wu et al. D14/125
D641,327 S * 7/2011 Falakfarsa et al. D14/125
D643,549 S * 8/2011 Lei D25/150

* cited by examiner

Primary Examiner — Raphael Barkai

Assistant Examiner — Randall Gholson

(74) *Attorney, Agent, or Firm* — Morgan, Lewis & Bockius
LLP

(57) **CLAIM**

The ornamental design for a network media player, as shown
and described.

DESCRIPTION

FIG. 1 is a perspective view of a network media player show-
ing our new design;

FIG. 2 is a front view thereof;

FIG. 3 is a rear view thereof;

FIG. 4 is a left side view thereof;

FIG. 5 is a right side view thereof;

FIG. 6 is a top plan view thereof;

FIG. 7 is a bottom plan view thereof; and,

FIG. 8 is an enlarged view taken along line a-a', b-b', c-c' and
d-d'.

1 Claim, 8 Drawing Sheets




FIG. 1



FIG. 2




FIG. 3

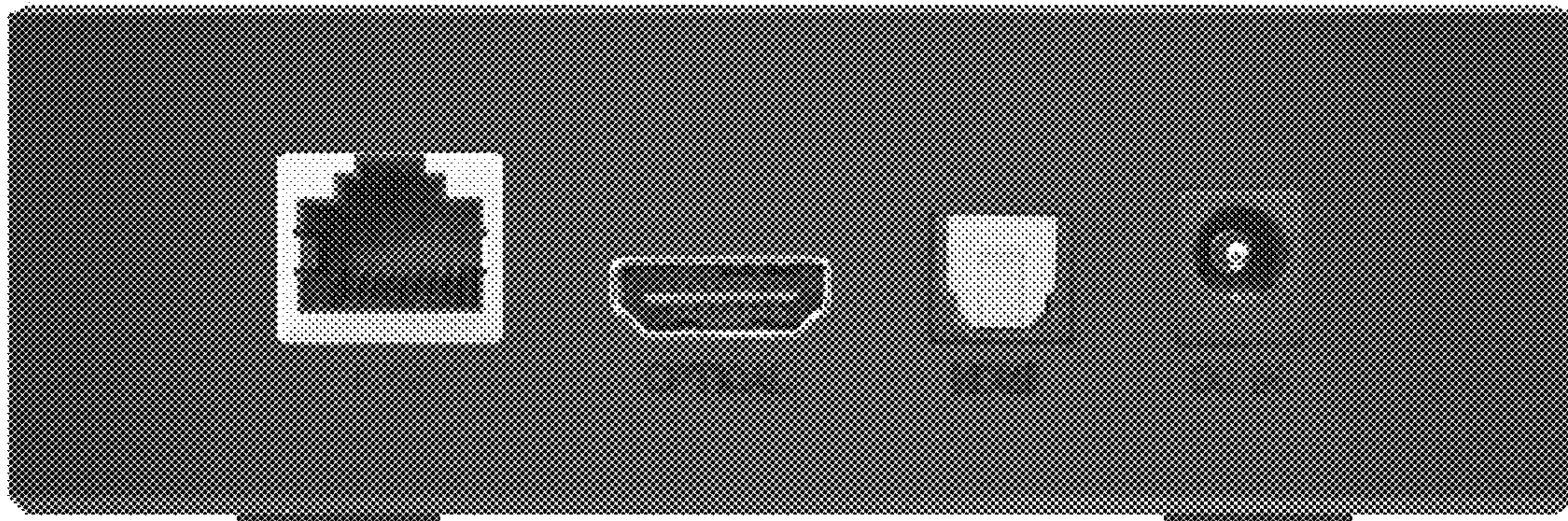


FIG. 4




FIG. 5




FIG. 6




FIG. 7




FIG. 8

