



US00D648284S

(12) **United States Design Patent**
Kashimoto

(10) **Patent No.:** **US D648,284 S**

(45) **Date of Patent:** **** Nov. 8, 2011**

(54) **CONTROLLER FOR AIR-CONDITIONER**

(75) Inventor: **Hiroko Kashimoto**, Kusatsu (JP)

(73) Assignee: **Daikin Industries Ltd.**, Osaka (JP)

(**) Term: **14 Years**

(21) Appl. No.: **29/371,575**

(22) Filed: **Apr. 28, 2011**

(51) **LOC (9) Cl.** **14-03**

(52) **U.S. Cl.** **D13/168**

(58) **Field of Classification Search** D13/168;
D10/104, 106; D14/218, 247; 340/825.22,
340/825.24, 825.25, 825.31, 825.36, 825.69,
340/825.72; 341/176; 455/352; 345/156,
345/169; 348/734; 463/39; 700/17, 65,
700/83; D23/351

See application file for complete search history.

(56) **References Cited**

U.S. PATENT DOCUMENTS

D608,305 S *	1/2010	Alexanderson	D13/168
D611,432 S *	3/2010	Ducret	D13/168
D619,543 S *	7/2010	Nakai	D13/168
D621,370 S *	8/2010	Chouji et al.	D13/168
D621,372 S *	8/2010	Won et al.	D13/168
D634,277 S *	3/2011	Chouji	D13/168

D634,715 S *	3/2011	Choi et al.	D13/168
D636,353 S *	4/2011	Choi et al.	D13/168
D639,750 S *	6/2011	Chouji	D13/168
D641,718 S *	7/2011	Sakai	D13/168
D642,161 S *	7/2011	Akana et al.	D13/168

* cited by examiner

Primary Examiner — Brian N. Vinson

(74) *Attorney, Agent, or Firm* — Manabu Kanesaka

(57) **CLAIM**

The ornamental design for a controller for air-conditioner, as shown and described.

DESCRIPTION

FIG. 1 is a perspective view of a controller for air-conditioner showing my new design;
FIG. 2 is a front view thereof;
FIG. 3 is a rear view thereof;
FIG. 4 is a plan view thereof;
FIG. 5 is a bottom view thereof;
FIG. 6 is a left side view thereof;
FIG. 7 is a right side view thereof; and,
FIG. 8 is a vertical cross-sectional view thereof, taken along line 8-8 of FIG. 2, with the broken-line disclosure understood to represent portions of the article in which the claimed design is embodied, but which form no part of the claimed design.

1 Claim, 6 Drawing Sheets

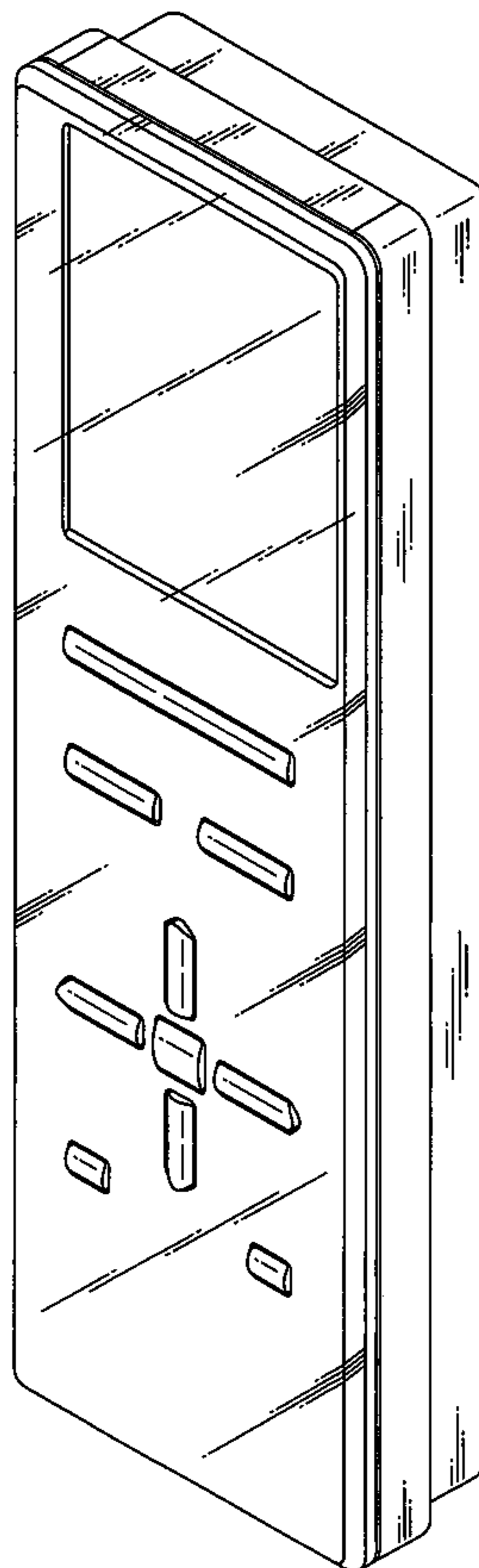


Fig. 1

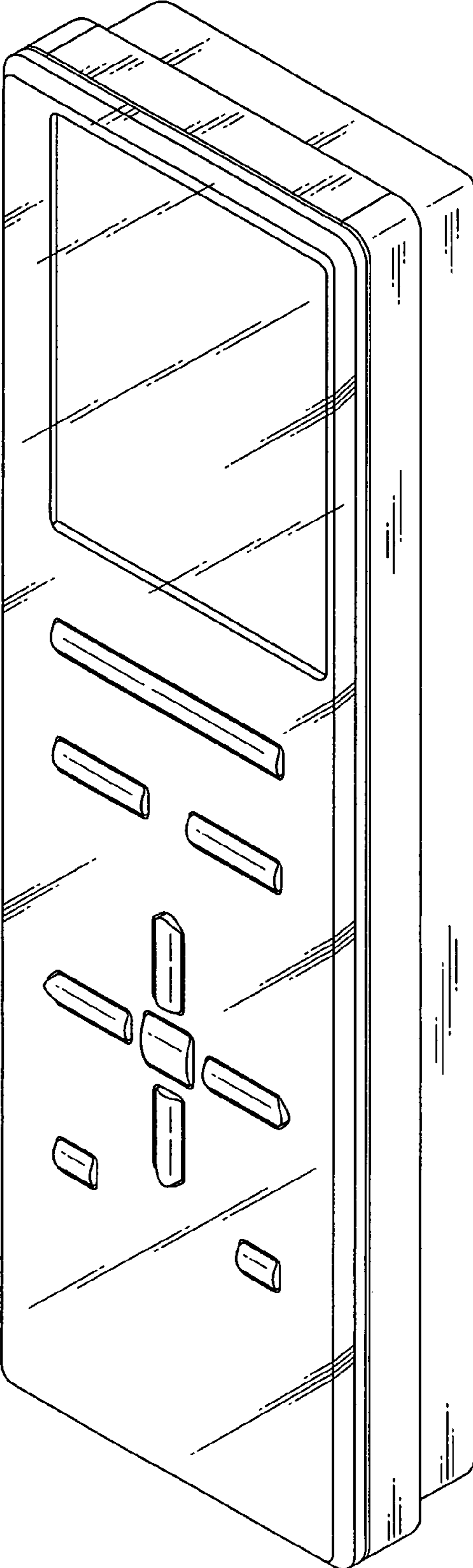
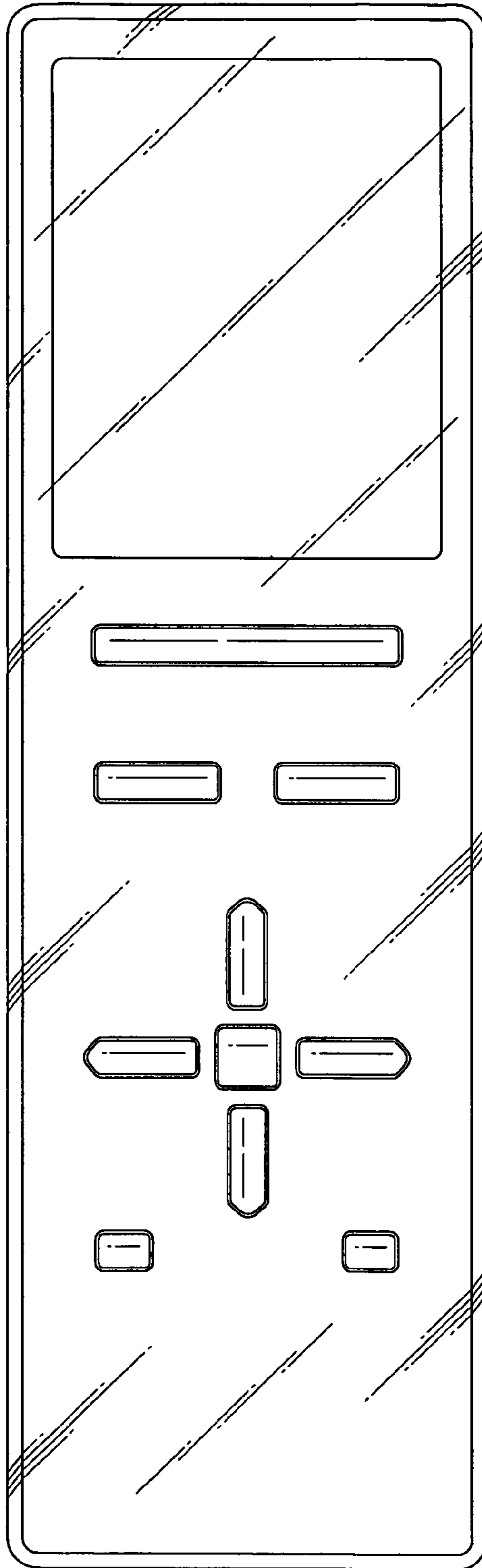


Fig. 2

8 ←



8 ←

Fig. 3

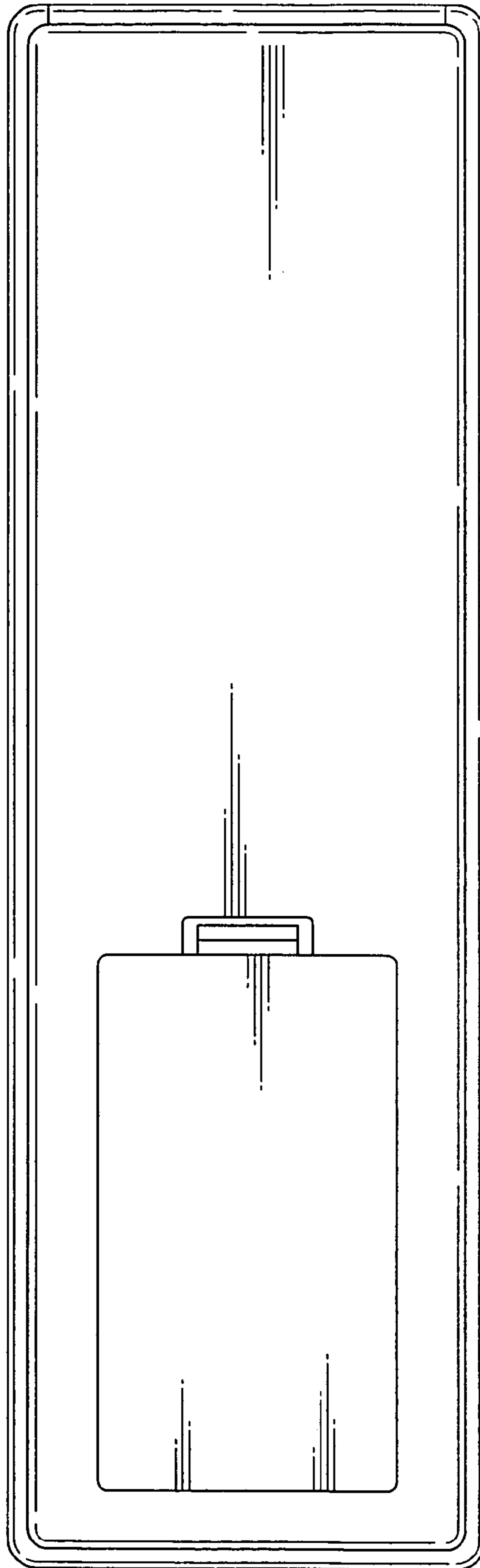


Fig. 4

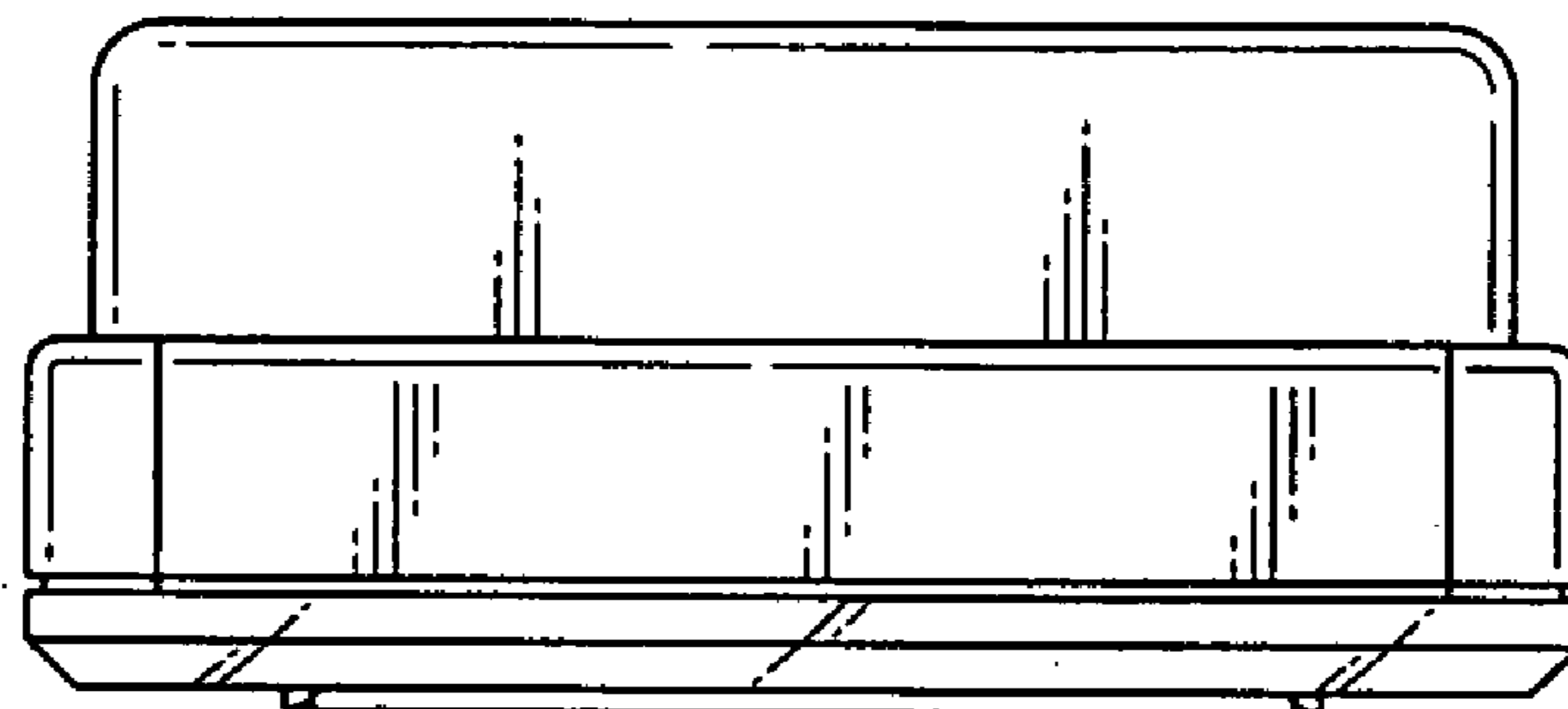


Fig. 5

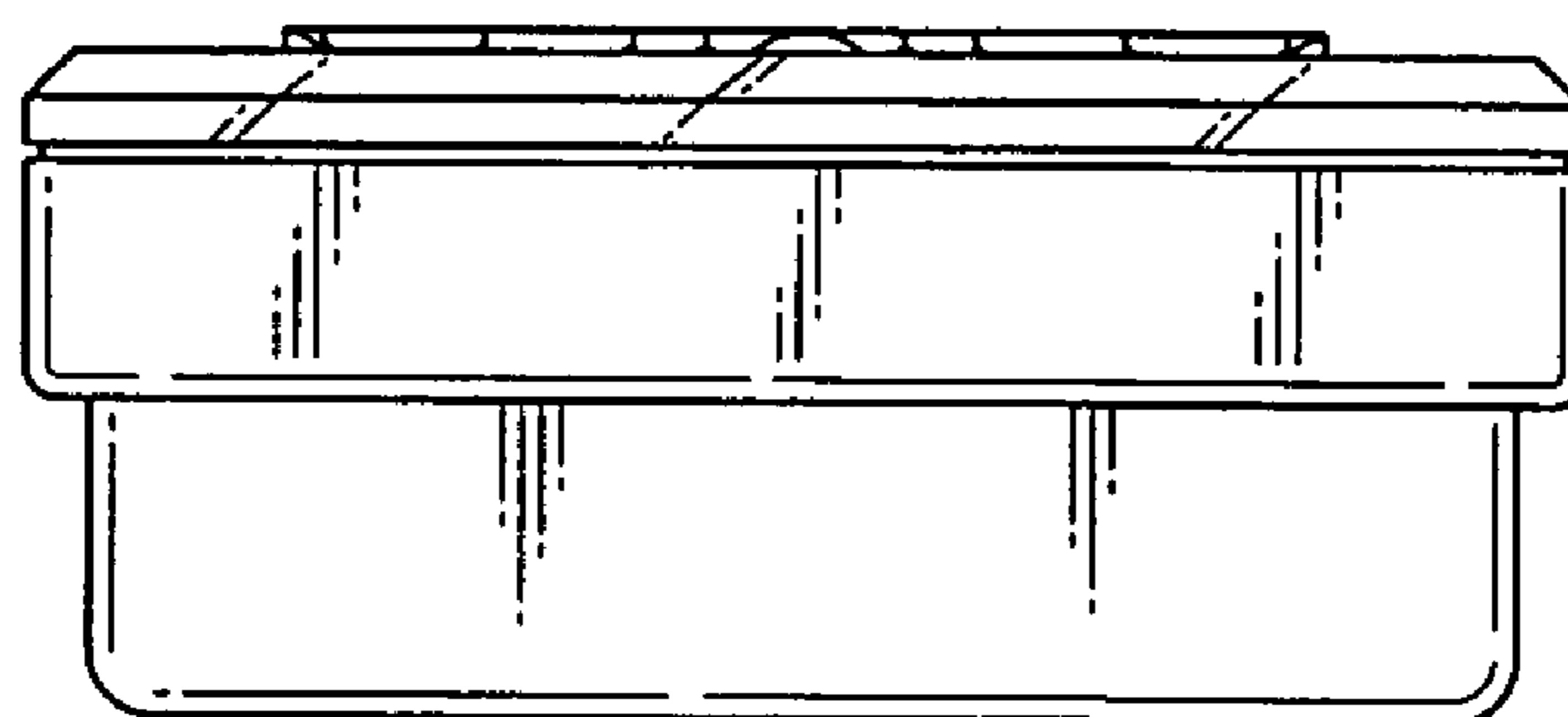


Fig. 6




Fig. 7



Fig. 8

