



US00D648270S

(12) **United States Design Patent**
Jiang

(10) **Patent No.:** **US D648,270 S**

(45) **Date of Patent:** **** Nov. 8, 2011**

(54) **SPARE BATTERY FOR CELL PHONE**

(75) Inventor: **Dengguo Jiang**, Shenzhen (CN)

(73) Assignee: **Cham Battery Technology Co., Ltd.**,
Shenzhen (CN)

(**) Term: **14 Years**

(21) Appl. No.: **29/387,680**

(22) Filed: **Mar. 16, 2011**

(30) **Foreign Application Priority Data**

Jan. 26, 2011 (CN) 2011 3 0015385

(51) **LOC (9) Cl.** **13-02**

(52) **U.S. Cl.** **D13/103; D13/108**

(58) **Field of Classification Search** D13/102-108,
D13/110, 118-119, 184, 199; 429/96-100,
429/163, 176; 320/107-115

See application file for complete search history.

(56) **References Cited**

U.S. PATENT DOCUMENTS

D387,727 S * 12/1997 Settsu et al. D13/103

D476,618 S * 7/2003 Wong et al. D13/103

D503,679 S * 4/2005 Andre et al. D13/110

D548,178 S * 8/2007 Suk et al. D13/108

D595,223 S * 6/2009 Yamamoto et al. D13/108

D612,329 S * 3/2010 Guccione et al. D13/108

D622,213 S * 8/2010 Nomi et al. D13/103

D632,648 S * 2/2011 Yang D13/108

* cited by examiner

Primary Examiner — Rosemary K Tarcza

(74) *Attorney, Agent, or Firm* — Hamre, Schumann, Mueller
& Larson, P.C.

(57) **CLAIM**

The ornamental design for a “spare battery for cell phone,” as shown and described.

DESCRIPTION

FIG. 1 is a perspective view of a spare battery for a cell phone showing our new design;

FIG. 2 is a front elevational view thereof;

FIG. 3 is a rear elevational view thereof;

FIG. 4 is a left side or right side elevational view thereof;

FIG. 5 is a top plan view thereof; and,

FIG. 6 is a bottom plan view thereof.

1 Claim, 6 Drawing Sheets

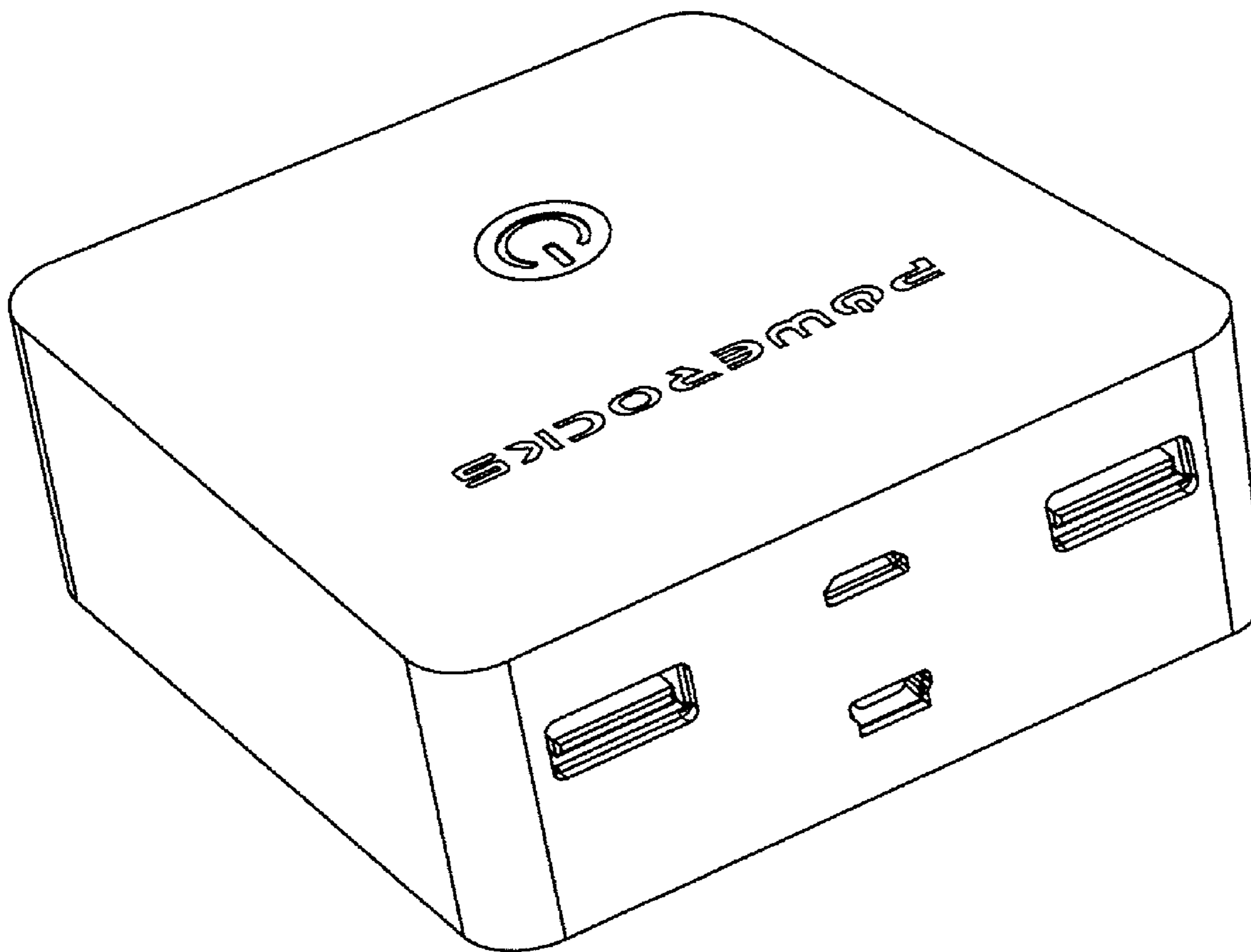


FIG. 1

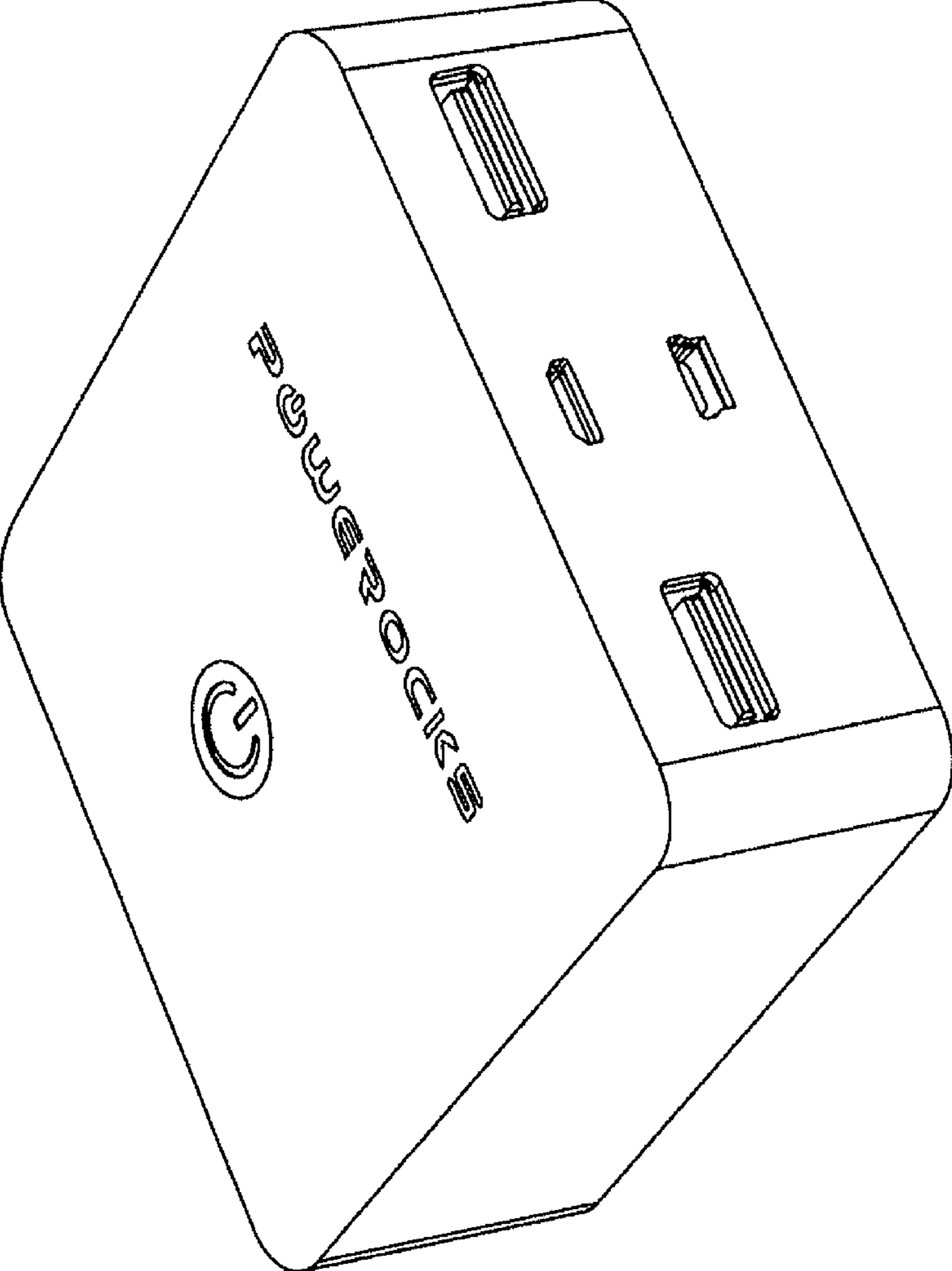


FIG. 2




FIG. 3




FIG. 4




FIG. 5

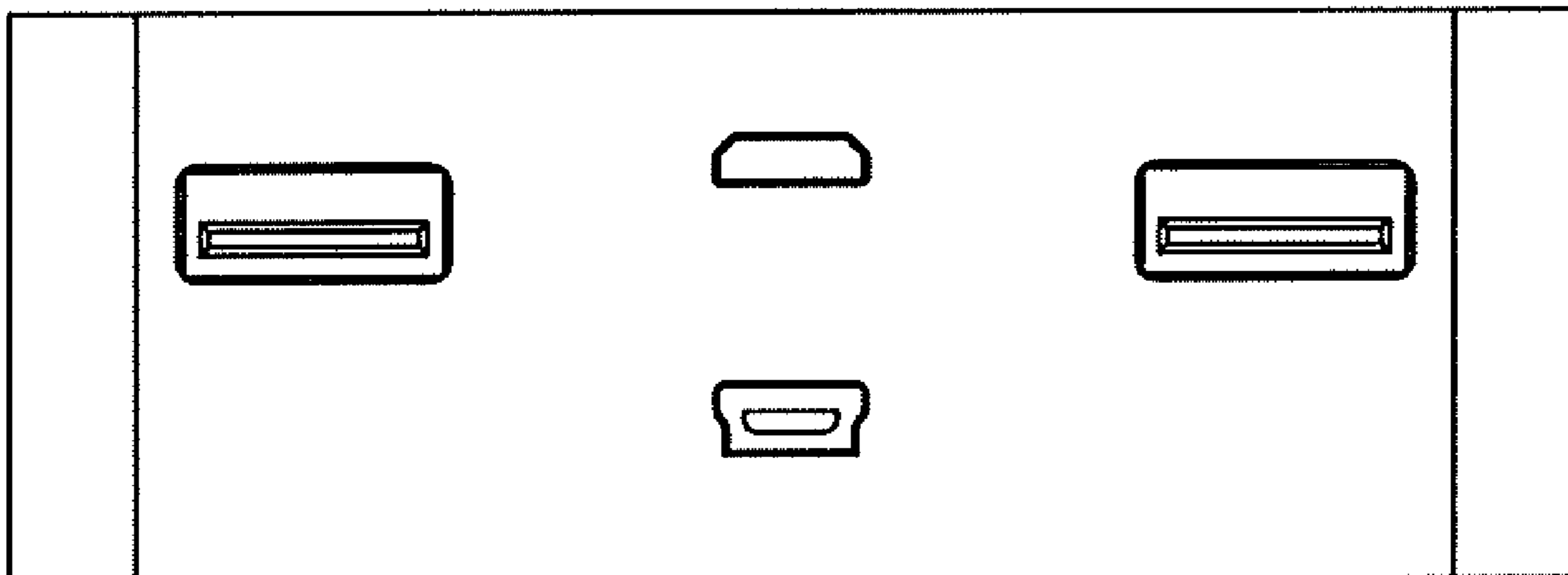


FIG. 6

