



US00D648250S

(12) **United States Design Patent**
Nosworthy

(10) **Patent No.:** **US D648,250 S**

(45) **Date of Patent:** **** Nov. 8, 2011**

(54) **BLENDED DEPRESSION AXLE**

(76) Inventor: **Dennis Michael Nosworthy**, Coto de Caza, CA (US)

(**) Term: **14 Years**

(21) Appl. No.: **29/315,453**

(22) Filed: **Jun. 26, 2009**

(51) **LOC (9) Cl.** **12-16**

(52) **U.S. Cl.** **D12/160**

(58) **Field of Classification Search** D12/159,
D12/160; 301/124.1; 280/5.5-5.524; D15/148
See application file for complete search history.

(56) **References Cited**

U.S. PATENT DOCUMENTS

1,721,695	A *	7/1929	Hufferd et al.	29/414
D496,887	S *	10/2004	Carlson	D12/159
7,686,312	B2 *	3/2010	Fuks et al.	280/93.512
2008/0303236	A1 *	12/2008	Fuks et al.	280/124.125

OTHER PUBLICATIONS

<http://web.archive.org/web/20070221005110/http://www.roadsters.com/axles/>*

* cited by examiner

Primary Examiner — T. Chase Nelson

Assistant Examiner — Michael Pratt

(74) *Attorney, Agent, or Firm* — Curtis L. Harrington; Harrington & Harrington

(57) **CLAIM**

The ornamental design for a blended depression axle, as shown and described.

DESCRIPTION

FIG. 1 is a perspective view of the blended depression axle; FIG. 2 is a front view, the rear view being the same as the front view;

FIG. 3 is a bottom view;

FIG. 4 is a top view; and,

FIG. 5 is a right side view, the left side view being the same as the right side view.

1 Claim, 2 Drawing Sheets

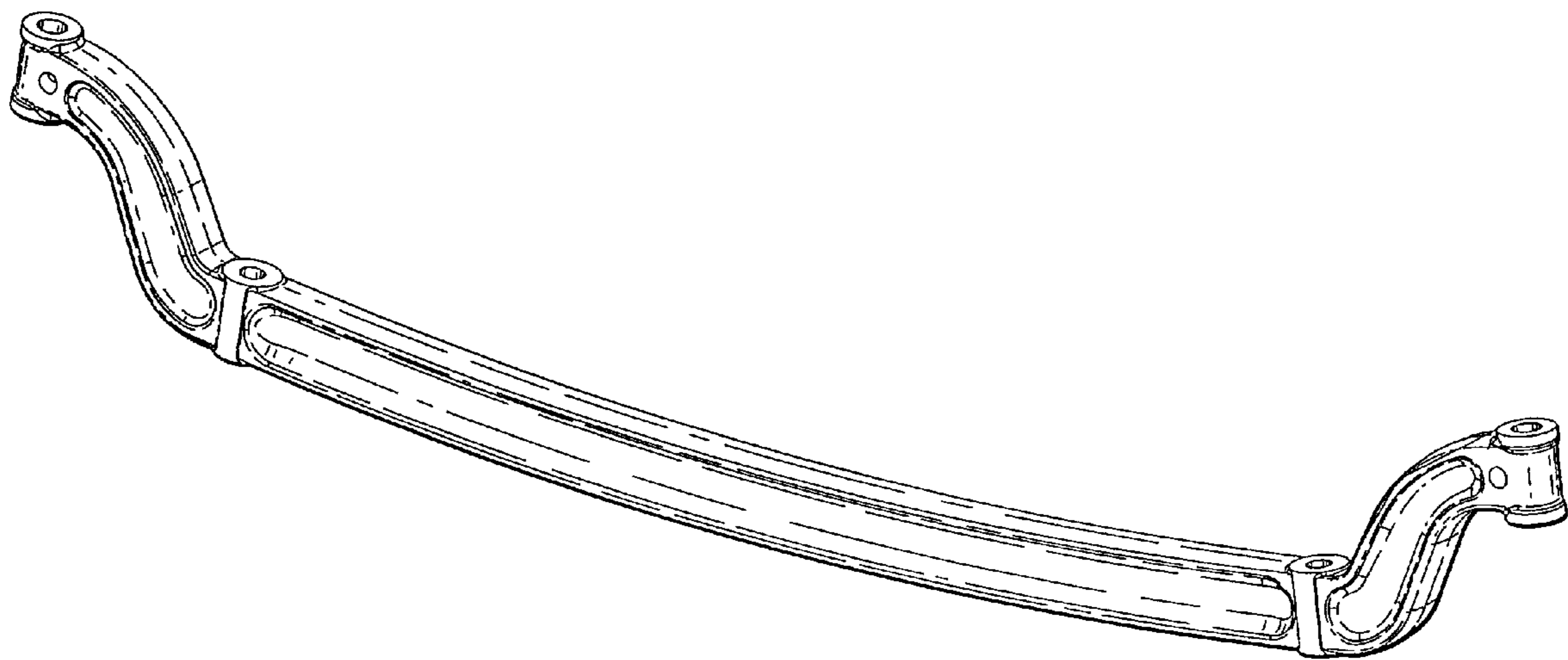


Fig. 1

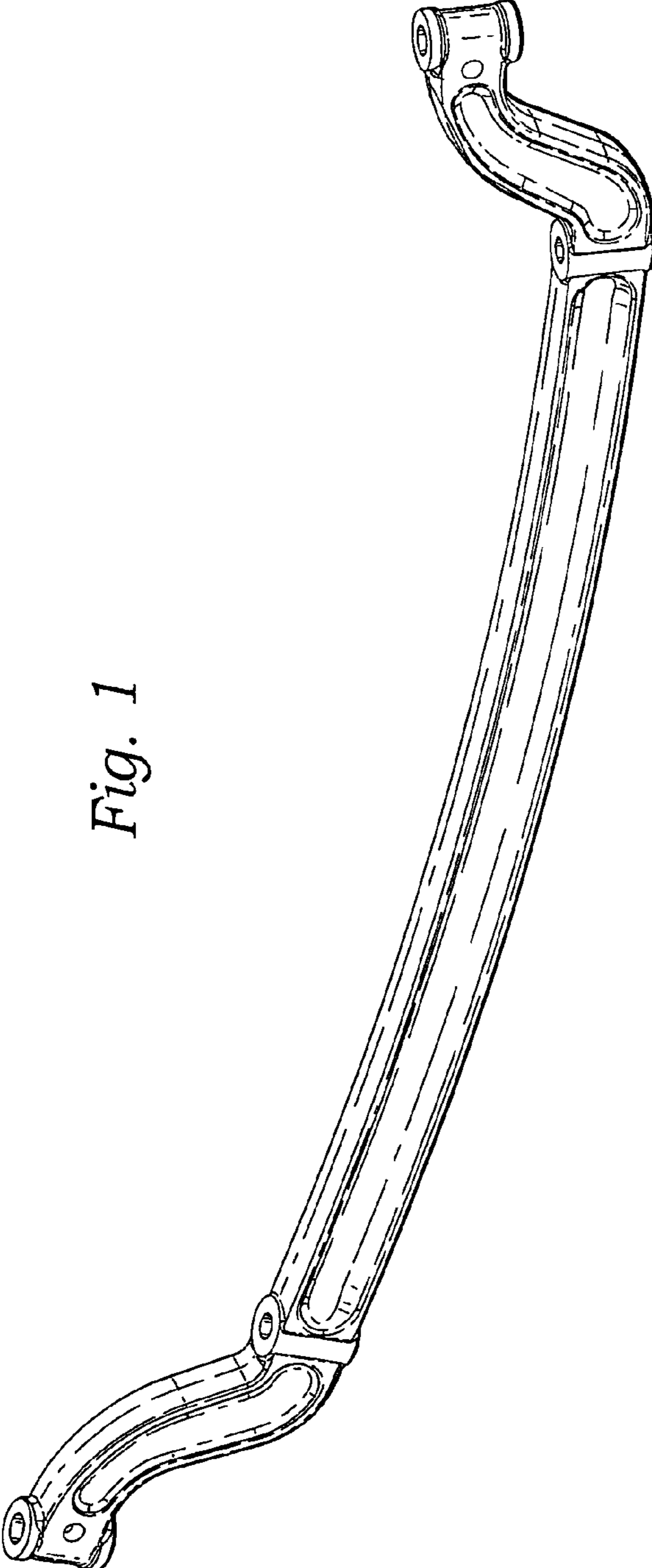


Fig. 2

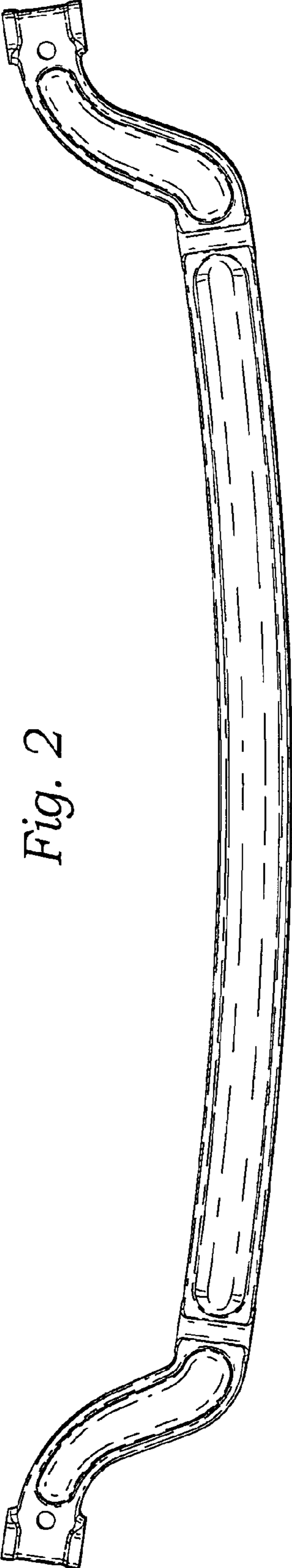


Fig. 3

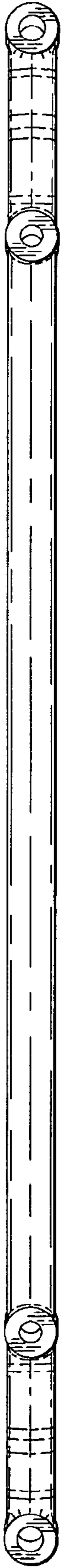


Fig. 4




Fig. 5

