



US00D648249S

(12) **United States Design Patent**
Noble et al.

(10) **Patent No.:** **US D648,249 S**

(45) **Date of Patent:** **** Nov. 8, 2011**

- (54) **SADDLE FOR A SUSPENSION**
- (75) Inventors: **Shawn D. Noble**, Naperville, IL (US);
Michael P. Robinson, Chicago, IL (US)
- (73) Assignee: **Hendrickson USA, L.L.C.**, Itasca, IL (US)
- (**) Term: **14 Years**
- (21) Appl. No.: **29/369,288**
- (22) Filed: **Sep. 5, 2010**
- (51) **LOC (9) Cl.** **12-16**
- (52) **U.S. Cl.** **D12/159**
- (58) **Field of Classification Search** D12/400,
D12/340, 161, 159, 120, 118, 114; 280/11.225,
280/86.752; 188/315, 316, 298, 274, 281,
188/286, 297; 293/134; 267/195; 279/2.01,
279/2.17; 248/637-681
See application file for complete search history.

(56) **References Cited**

U.S. PATENT DOCUMENTS

1,576,376	A *	3/1926	Sudekum	267/170
1,640,179	A	8/1927	Buckwalter	
2,323,919	A *	7/1943	Knox	267/249
2,437,158	A *	3/1948	Heiney	267/30
2,689,136	A	9/1954	Hendrickson	
2,788,222	A	4/1957	Wilson et al.	

(Continued)

FOREIGN PATENT DOCUMENTS

EP 2006129 A1 12/2008

(Continued)

OTHER PUBLICATIONS

Hendrickson USA, L.L.C., Technical Procedure HUV 270t Heavy-duty Rubber Suspension, Subject: Service Instructions, Lit. No. 17730-269, Revision C, Feb. 2010.

(Continued)

Primary Examiner — T. Chase Nelson
Assistant Examiner — Michael A Pratt
(74) *Attorney, Agent, or Firm* — McDonnell Boehnen Hulbert & Berghoff LLP

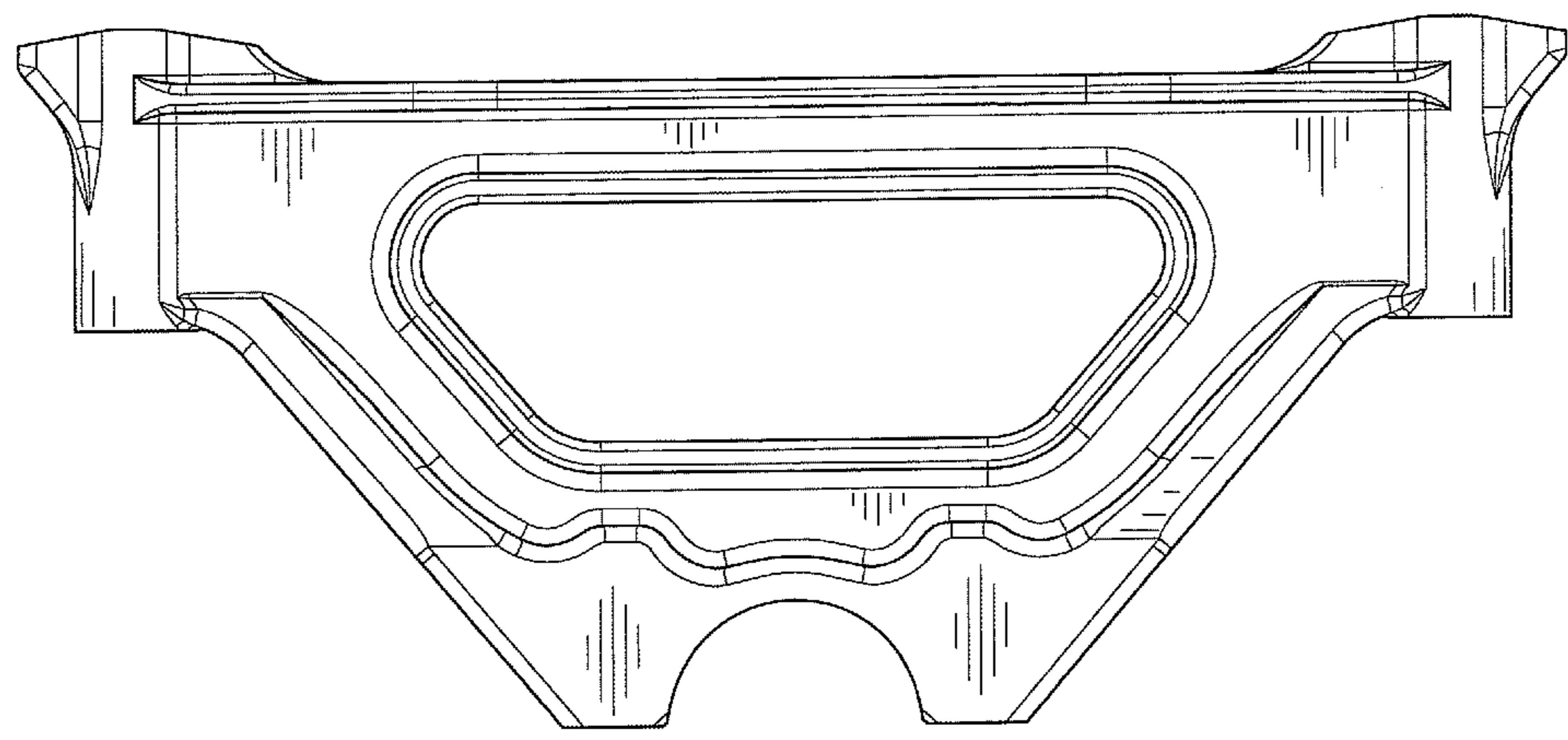
(57) **CLAIM**

The ornamental design for a saddle for a suspension, as shown and described.

DESCRIPTION

FIG. 1 is a front elevational view of a saddle for a suspension having the inventive design;
 FIG. 2 is a rear elevational view of the saddle for a suspension shown in FIG. 1;
 FIG. 3 is a right side elevational view of the saddle for a suspension shown in FIG. 1;
 FIG. 4 is a left side elevational view of the saddle for a suspension shown in FIG. 1;
 FIG. 5 is a top view of the saddle for a suspension shown in FIG. 1;
 FIG. 6 is a bottom view of the saddle for a suspension shown in FIG. 1;
 FIG. 7 is a perspective view showing the top, front, and left side of the saddle for a suspension shown in FIG. 1;
 FIG. 8 is a perspective view showing the top, front, and right side of the saddle for a suspension shown in FIG. 1;
 FIG. 9 is a perspective view showing the bottom, front, and left side of the saddle for a suspension shown in FIG. 1;
 FIG. 10 is a perspective view showing the bottom, front, and right side of the saddle for a suspension shown in FIG. 1;
 FIG. 11 is a perspective view showing the top, rear, and left side of the saddle for a suspension shown in FIG. 1;
 FIG. 12 is a perspective view showing the top, rear, and right side of the saddle for a suspension shown in FIG. 1;
 FIG. 13 is a perspective view showing the bottom, rear, and left side of the saddle for a suspension shown in FIG. 1; and,
 FIG. 14 is a perspective view showing the bottom, rear, and right side of the saddle for a suspension shown in FIG. 1.

1 Claim, 12 Drawing Sheets



US D648,249 S

Page 2

U.S. PATENT DOCUMENTS

2,872,207	A	2/1959	Hirst
2,940,771	A	6/1960	Hendrickson
2,980,439	A	4/1961	Miller
3,121,560	A	2/1964	Reed
3,241,856	A	3/1966	Raidel
3,279,820	A	10/1966	Hickman
3,297,339	A	1/1967	Hendrickson
3,471,165	A	10/1969	Raidel
3,482,852	A	12/1969	Hickman
3,539,170	A	11/1970	Hamel
3,545,787	A	12/1970	Miller
3,572,745	A	3/1971	Willetts
3,580,611	A	5/1971	McNitt
3,618,971	A	11/1971	Wragg
3,687,477	A	8/1972	Miller
3,811,700	A	5/1974	Moore
3,817,551	A	6/1974	Moore
3,955,808	A	5/1976	Jorn et al.
3,984,125	A	10/1976	Paton et al.
4,082,316	A	4/1978	Raidel
4,132,433	A	1/1979	Willetts
4,144,978	A	3/1979	Drake
4,162,799	A	7/1979	Willetts
4,193,612	A	3/1980	Masser
4,278,271	A	7/1981	Raidel
4,358,096	A	11/1982	Paton et al.
4,371,189	A	2/1983	Raidel
4,420,171	A	12/1983	Raidel
4,486,029	A	12/1984	Raidel
4,504,080	A	3/1985	VanDenberg
4,705,294	A	11/1987	Raidel
4,753,456	A	6/1988	Booher
4,995,636	A	2/1991	Hall et al.
5,114,178	A	5/1992	Baxter
5,150,918	A	9/1992	Heitzmann
D344,254	S	2/1994	Zimmerman
5,413,320	A	5/1995	Herbst
5,676,356	A	10/1997	Ekonen et al.
5,810,337	A	9/1998	McLaughlin
5,887,881	A	3/1999	Hatch
6,189,904	B1	2/2001	Gentry et al.
6,206,407	B1	3/2001	Fuchs et al.
6,478,321	B1	11/2002	Heitzmann
6,585,286	B2	7/2003	Adema et al.
6,659,438	B2	12/2003	Michael et al.
6,666,474	B2	12/2003	Pavuk
6,817,301	B1	11/2004	Bullock
6,951,260	B1	10/2005	Isley
7,185,903	B2	3/2007	Dove
7,229,088	B2	6/2007	Dudding et al.
7,234,723	B2	6/2007	Sellers
7,303,200	B2	12/2007	Ramsey
D606,459	S	12/2009	Noble et al.
D610,952	S	3/2010	Noble et al.
D622,642	S	8/2010	Noble et al.
D624,465	S	9/2010	Noble et al.
D633,011	S	2/2011	Noble et al.
7,926,836	B2	4/2011	Noble et al.
2003/0047907	A1	3/2003	Hicks et al.
2004/0262877	A1	12/2004	Sellers
2006/0071441	A1	4/2006	Mathis
2006/0208445	A1	9/2006	Gideon
2007/0262547	A1	11/2007	Warinner
2008/0018070	A1	1/2008	Gottschalk
2008/0122146	A1	5/2008	Herntier et al.
2009/0008846	A1	1/2009	Yamakawa et al.
2009/0224504	A1	9/2009	Noble et al.
2009/0224513	A1	9/2009	Noble et al.
2009/0230650	A1	9/2009	Mayen et al.
2010/0044992	A1	2/2010	Noble et al.

FOREIGN PATENT DOCUMENTS

GB	2069424	8/1981
GB	2128942	9/1983
GB	2226867 A1	7/1990

GB	2252276	8/1992
WO	0242097 A2	5/2002
WO	2006067551	6/2006

OTHER PUBLICATIONS

Hendrickson USA, L.L.C., HUV Heavy-duty Rubber Suspension, Dec. 2009.

U.S. Appl. No. 12/045,269, filed Mar. 10, 2008.

U.S. Appl. No. 12/334,195, filed Dec. 12, 2008.

U.S. Appl. No. 12/545,828, filed Aug. 22, 2009.

U.S. Appl. No. 12/876,158, filed Sep. 5, 2010.

U.S. Appl. No. 29/315,182, filed Jun. 22, 2009.

U.S. Appl. No. 29/369,285, filed Sep. 5, 2010.

Hendrickson, Haulmaxx Heavy-Duty Suspension, Jan. 2009.

Hendrickson Mfg. Co., Tandem Division, Hendrickson Tandem Suspensions for GMC trucks, Aug. 1979.

Hendrickson Mfg., Tandem Division, Wide spread equalizing beams, sales bulletin May 1981.

Hendrickson Suspension, A Boler Company, Hendrickson HNT Series, Feb. 1992.

Hendrickson Suspension, HN Series Premium Rubber, Hendrickson introduces a completely new concept in Walking Beam Suspension, Jun. 1993.

Hendrickson Suspension, RS Series rubber load cushion, Jul. 1991.

Hendrickson Technical Brochure for "Bus Air Ride Suspensions" H621 Oct. 1998.

Hendrickson Technical Brochure for "Non-Steerable Suspension Systems" H621 Dec. 2003.

Hendrickson Truck Suspension Systems, A Boler Company, Sales engineering update, Subject: Equalizer Beam, Aug. 1999.

Hendrickson Truck Suspension Systems, A Boler Company, HN Series VariRate Spring System, May 1997.

Hendrickson Truck Suspension Systems, A Boler Company, R Series Solid Mount, Jul. 1999.

Hendrickson Truck Suspension Systems, A Boler Company, Technical Publication RS-340 thru 520, Subject: Springing: Frame Hangers, Load Cushions and Saddle Assembly, Jul. 1993.

Hendrickson Truck Suspension Systems, A Boler Company, Technical Publication HN Series Truck & Trailer Suspension No. 17730-198, Mar. 1993.

Hendrickson Truck Suspension Systems, A Boler Company, Technical Publication HN 402 Series, Subject: Service Instructions, Aug. 1996.

Hendrickson Truck Suspension Systems, A Boler Company, Technical Publication HN 402/462 Series, Subject: Service Instructions, Aug. 1998.

Hendrickson USA, L.L.C. Technical Procedure R/RS/RT Heavy Duty, Lit. No. 17730-149, Revision C, Jul. 2006.

Hendrickson, A Boler Company, Hendrickson Frame hanger Selection Guide, May 1990.

Hendrickson, A Boler Company, Hendrickson RS Series, Single Axle Suspension, Sep. 1995.

Hendrickson Truck Suspension Systems, A Boler Company, Sales engineering updates, Subject: HN-402/462 Auxiliary Spring Assembly, Aug. 1998.

Hendrickson, A Boler Company, HN Series Technical Sales Publication, Jun. 1997.

Hendrickson, Assembly Instructions Haulmaax, Subject: Outboard Frame Bracket for Paccar Vehicles Built after May 1, 2005 through Aug. 31, 2006, Oct. 2006.

Hendrickson, Assembly Instructions Haulmaax, Subject: Tie-bar Bolster Spring Kit Nos. 64179-037, Jun. 2006.

Hendrickson, HN FR Series Suspension 42-58 K Fire/Rescue Feb. 2009.

Hendrickson, Parts List HN 402/462, Sep. 1997.

Hendrickson, Parts List HN Series, Dec. 2004.

Hendrickson, Parts List RS Series, Apr. 2008.

Hendrickson, RS Series Rubber Load Cushion, Only Hendrickson makes choosing a heavy-duty suspension this easy, Jun. 1993.

Hendrickson, Technical Bulletin HN 402/462/522, Subject: Auxiliary Spring Shim Design, Jun. 2006.

US D648,249 S

Page 3

Hendrickson, Technical Bulletin R, RS, RT/RTE 46K Capacity, Subject: 46K Heavy-Duty Beam Option, Dec. 2004.

Hendrickson, Technical Procedure Haulmaax, Subject: Service Instructions, May 2002.

Hendrickson, Technical Procedure Haulmaax, Subject: Service Instructions, Dec. 2007.

Hendrickson, Technical Procedure HN/HNT-400/460 Truck & Trailer Suspension in Production 11/88-9/96, Apr. 1998.

Hendrickson, The Boler Company, RS Frame Hanger, Dec. 1997.

Jorn, Technology in Rubber-Metal, Sep. 29, 2008.

Mor/Ryde, A rubber spring . . . heart of the Mor/ryde system, Aug. 1973.

Mor/Ryde, Commercial Trailer Suspension, Jun. 1973.

U.S. Appl. No. 13/178,773, filed on Jul. 8, 2011.

U.S. Appl. No. 29/396,893, filed on Jul. 8, 2011.

* cited by examiner

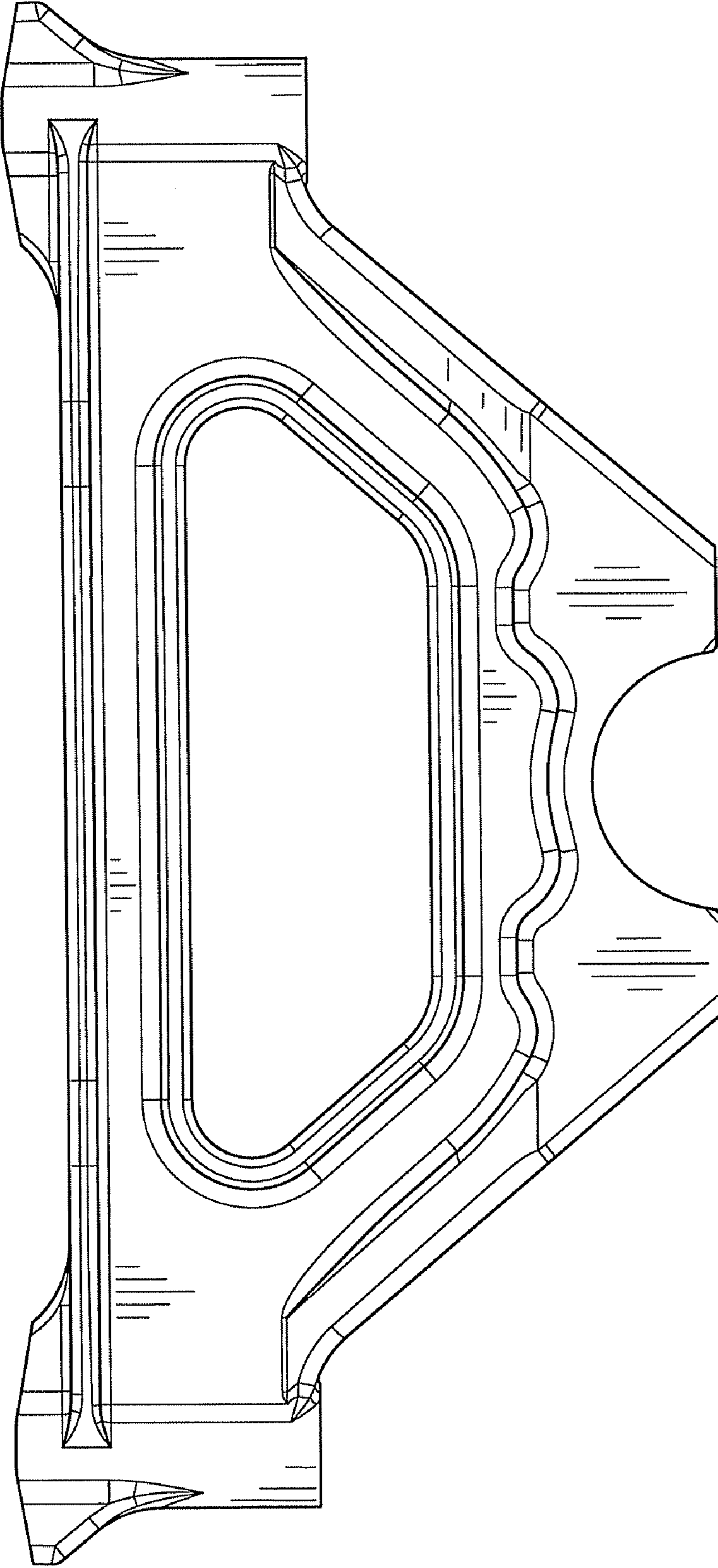


FIG. 1

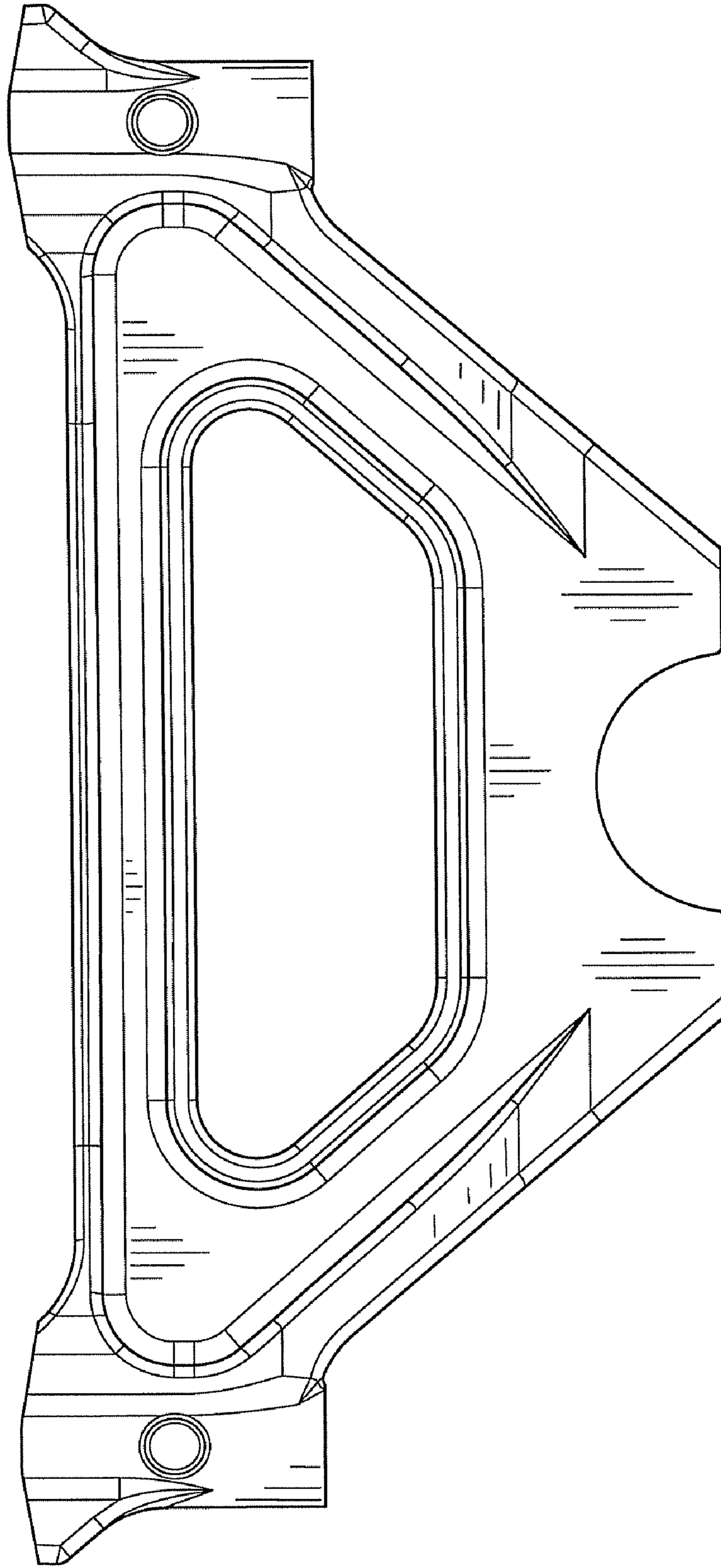


FIG. 2

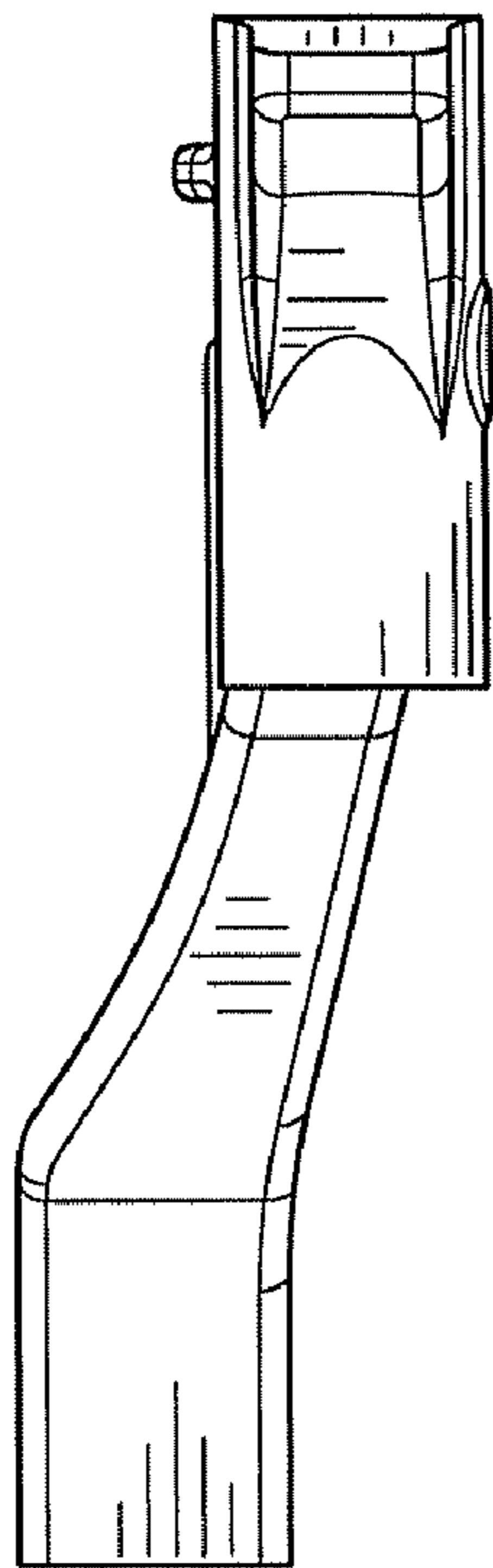


FIG. 3

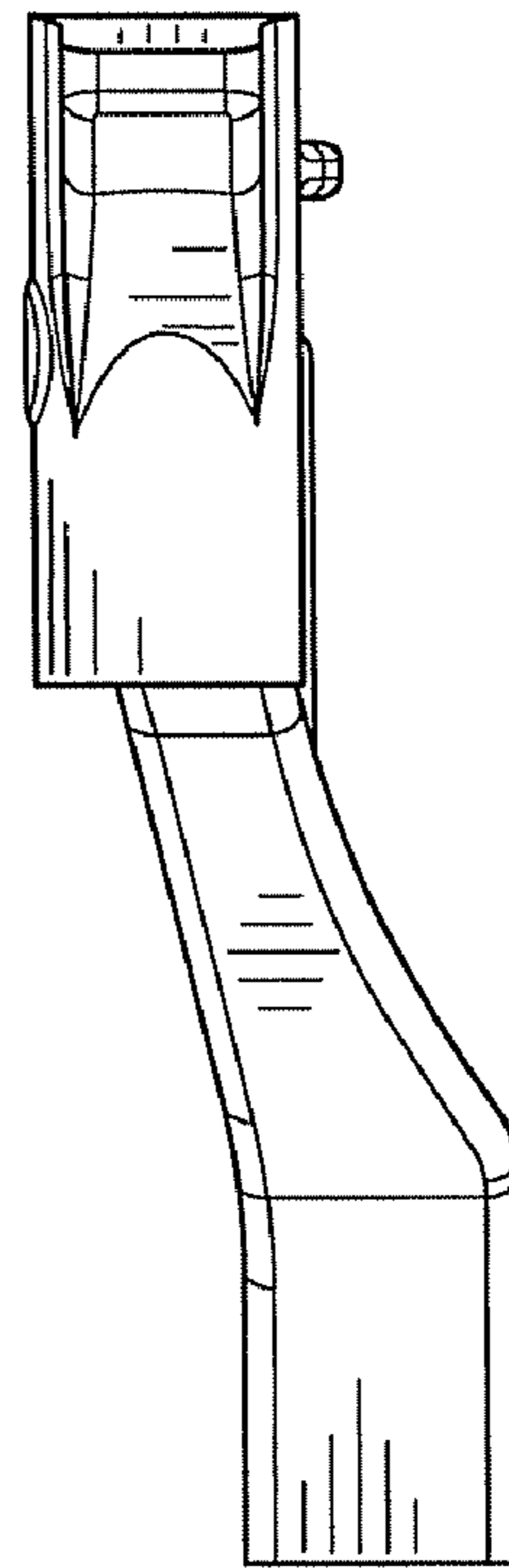


FIG. 4

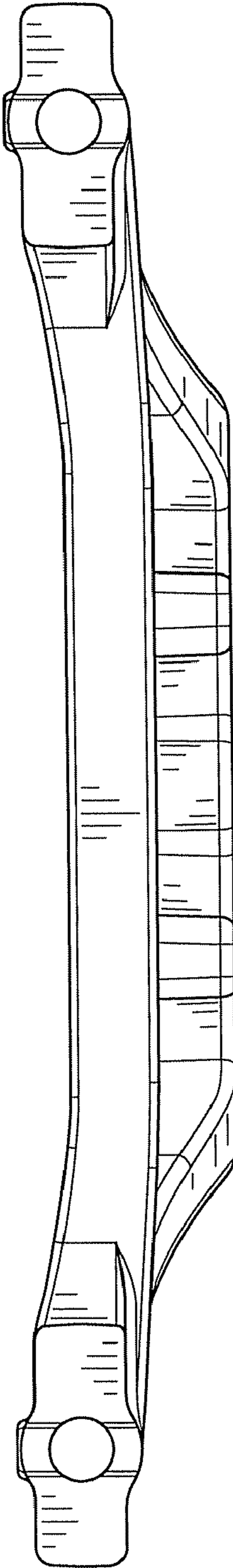


FIG. 5

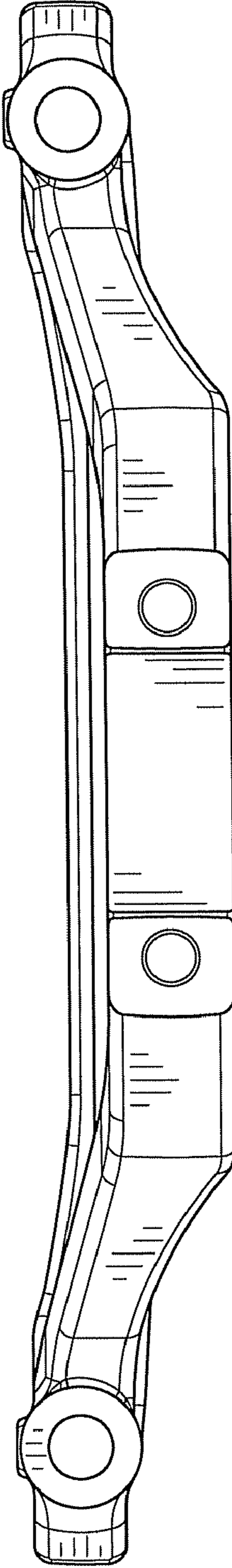


FIG. 6

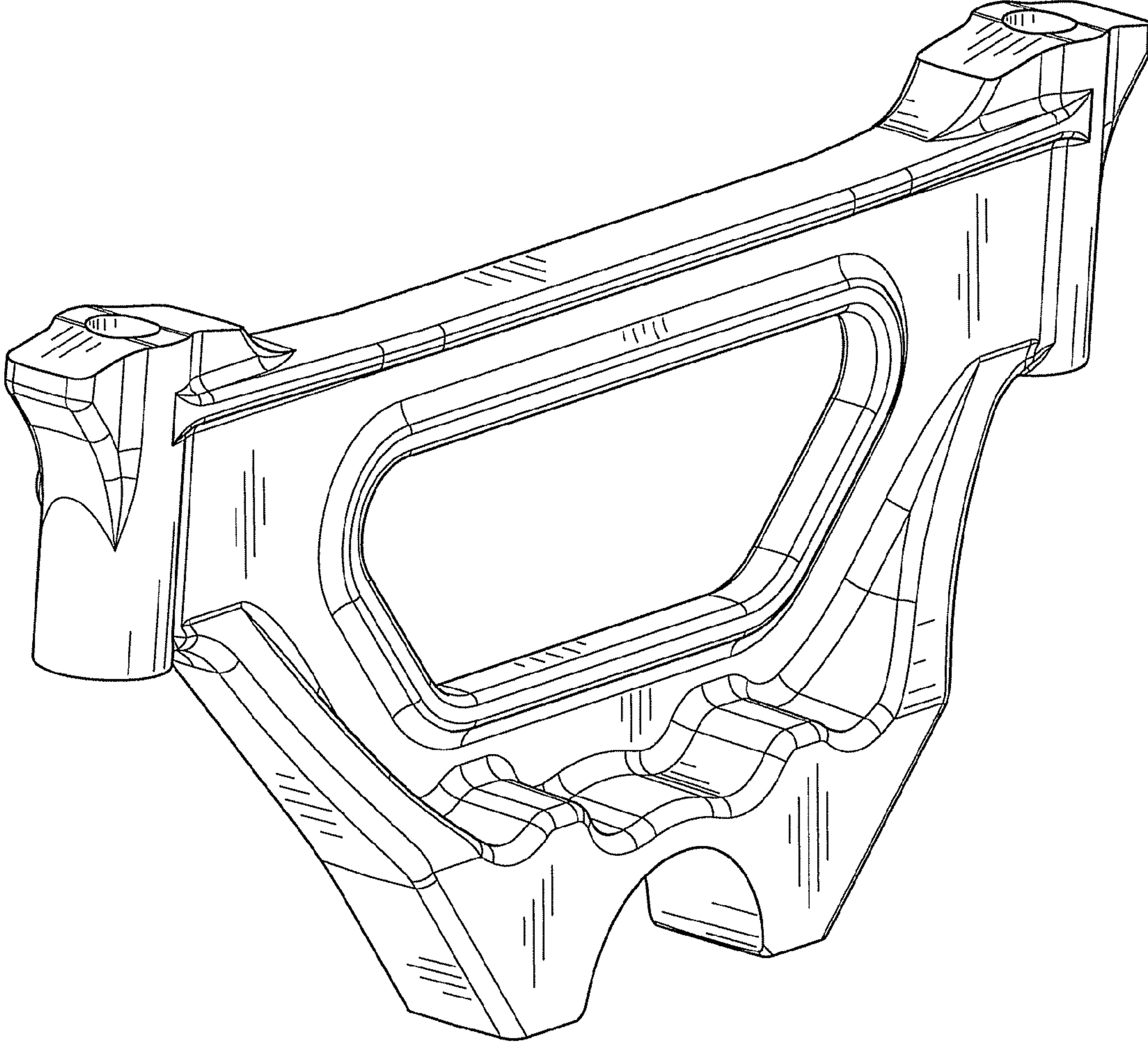


FIG. 7

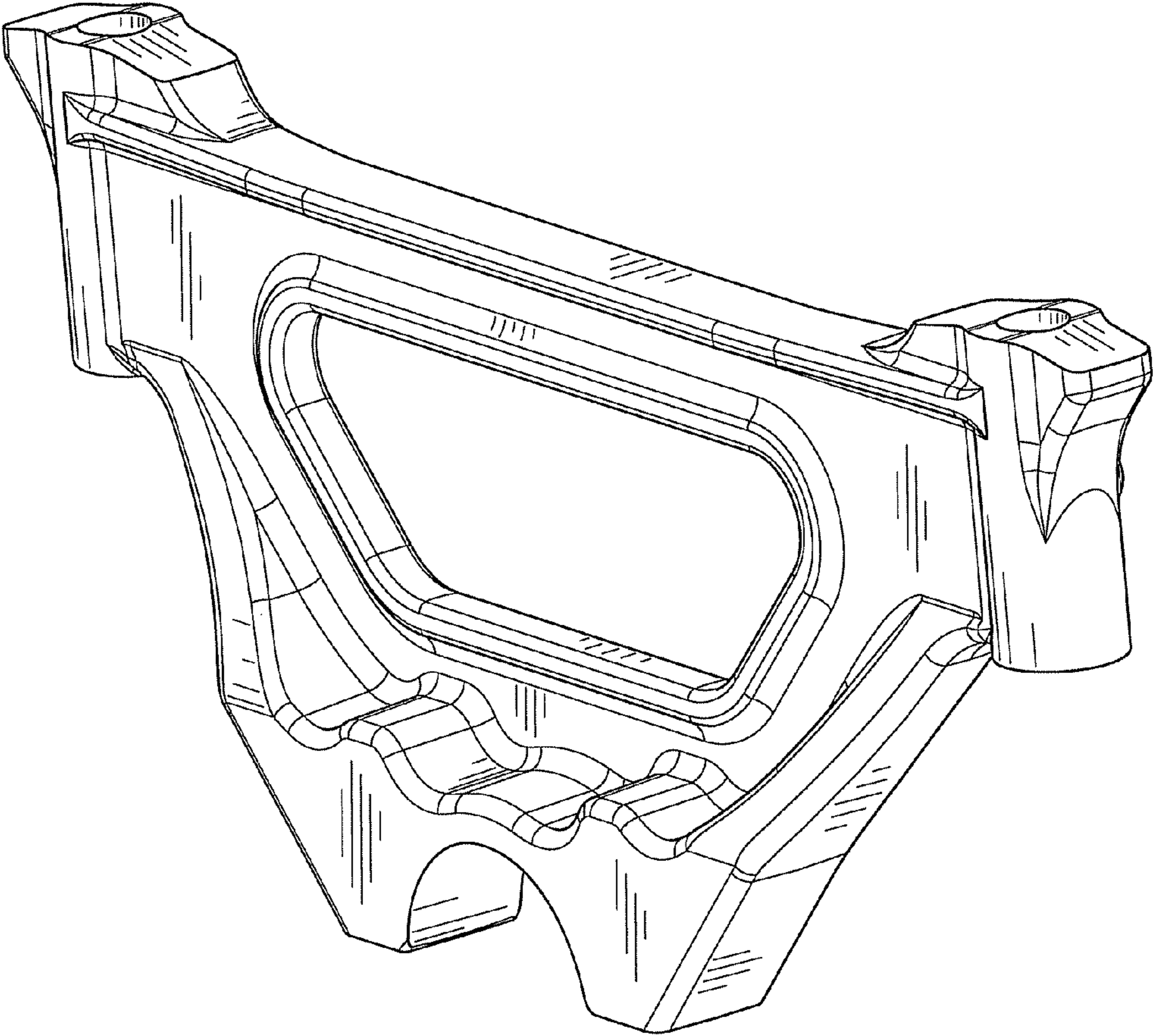


FIG. 8

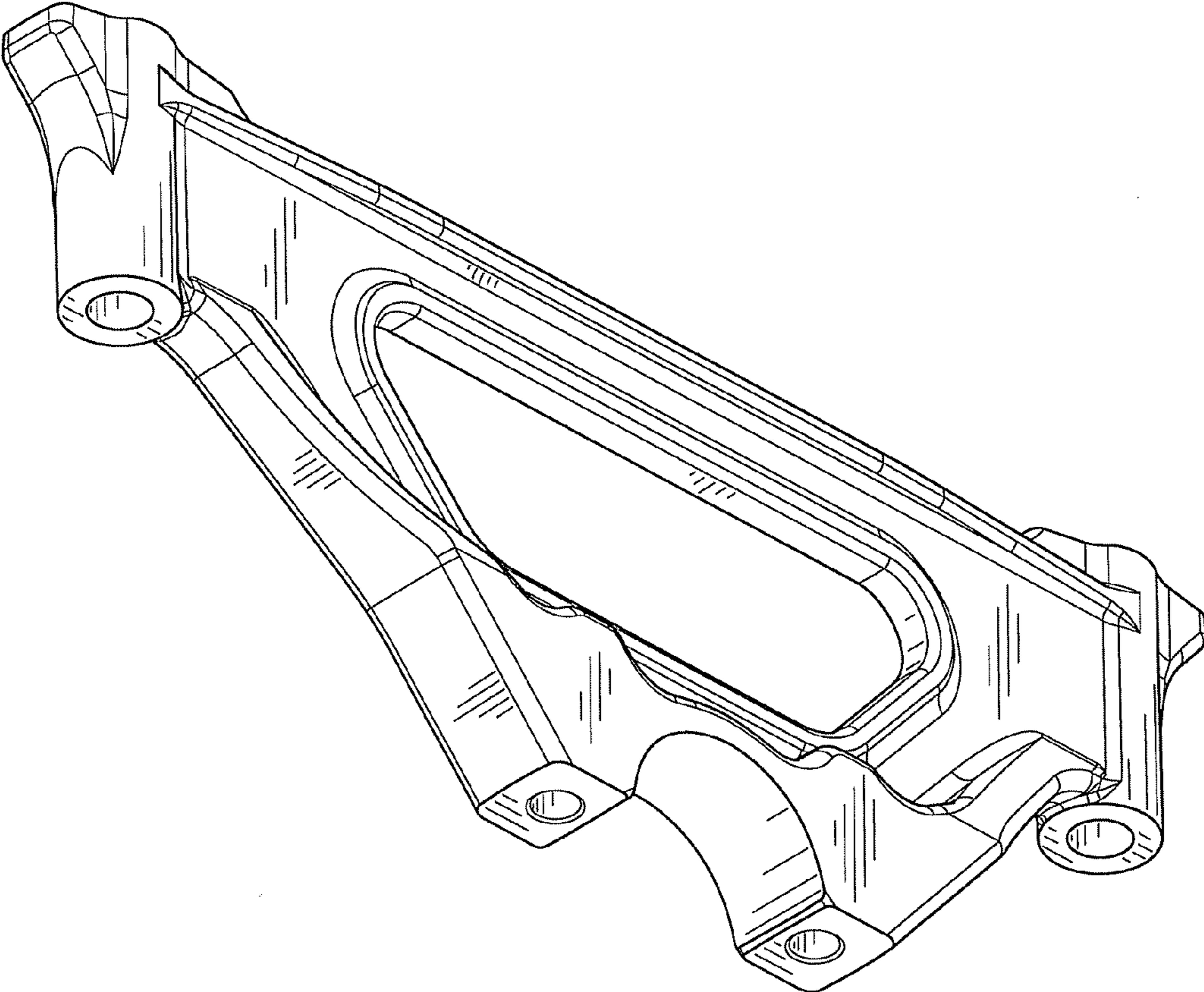


FIG. 9

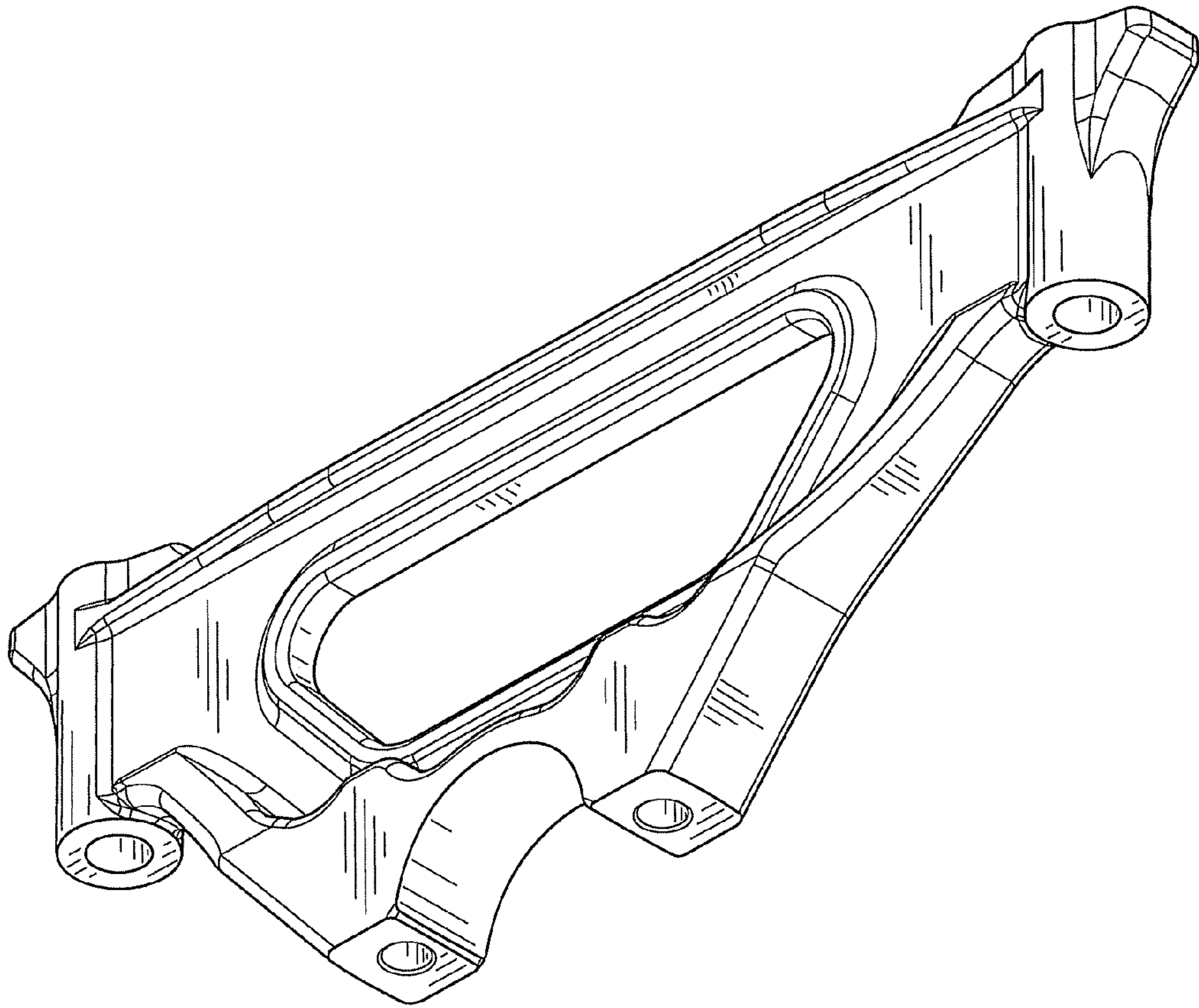


FIG. 10

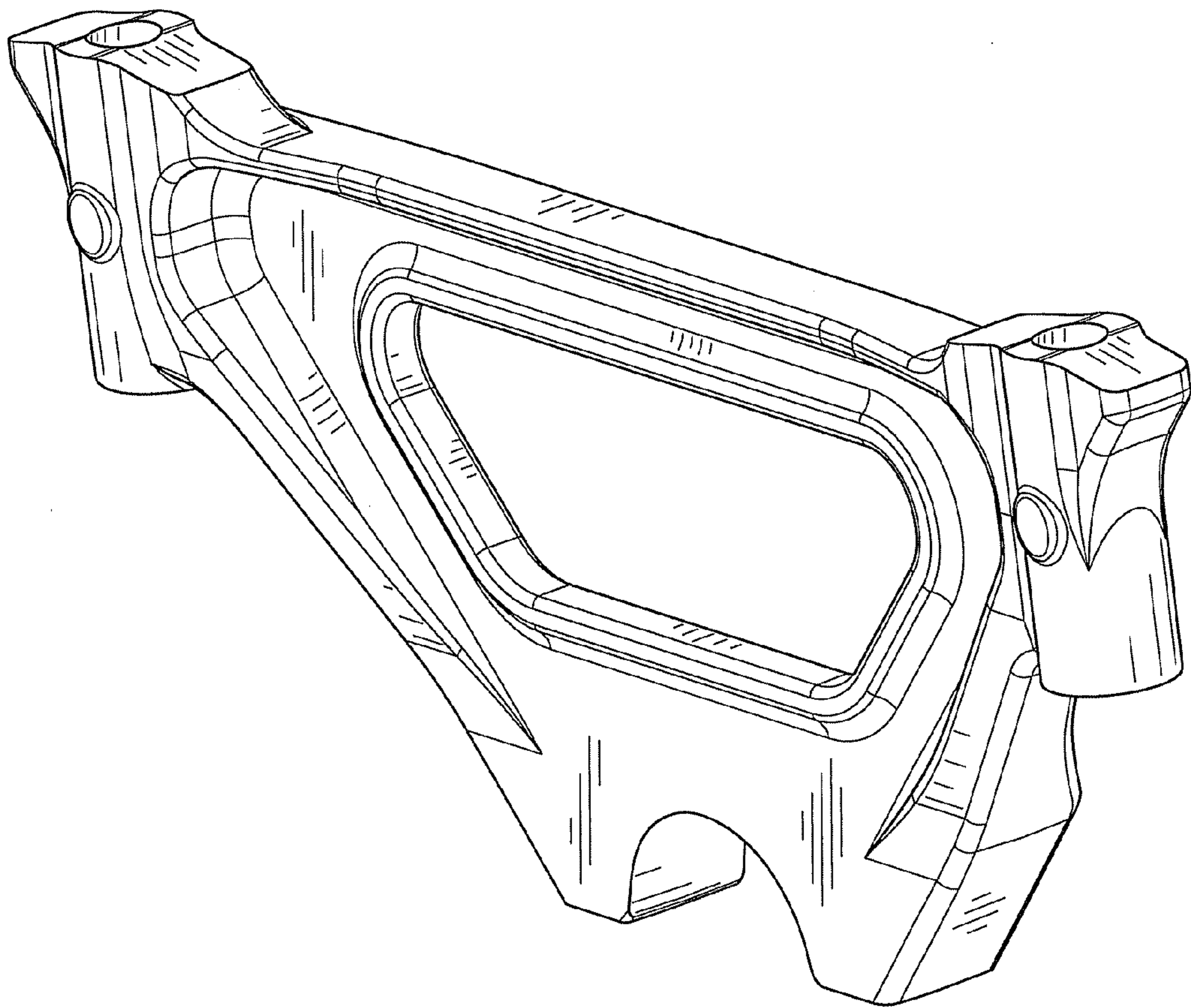


FIG. 11

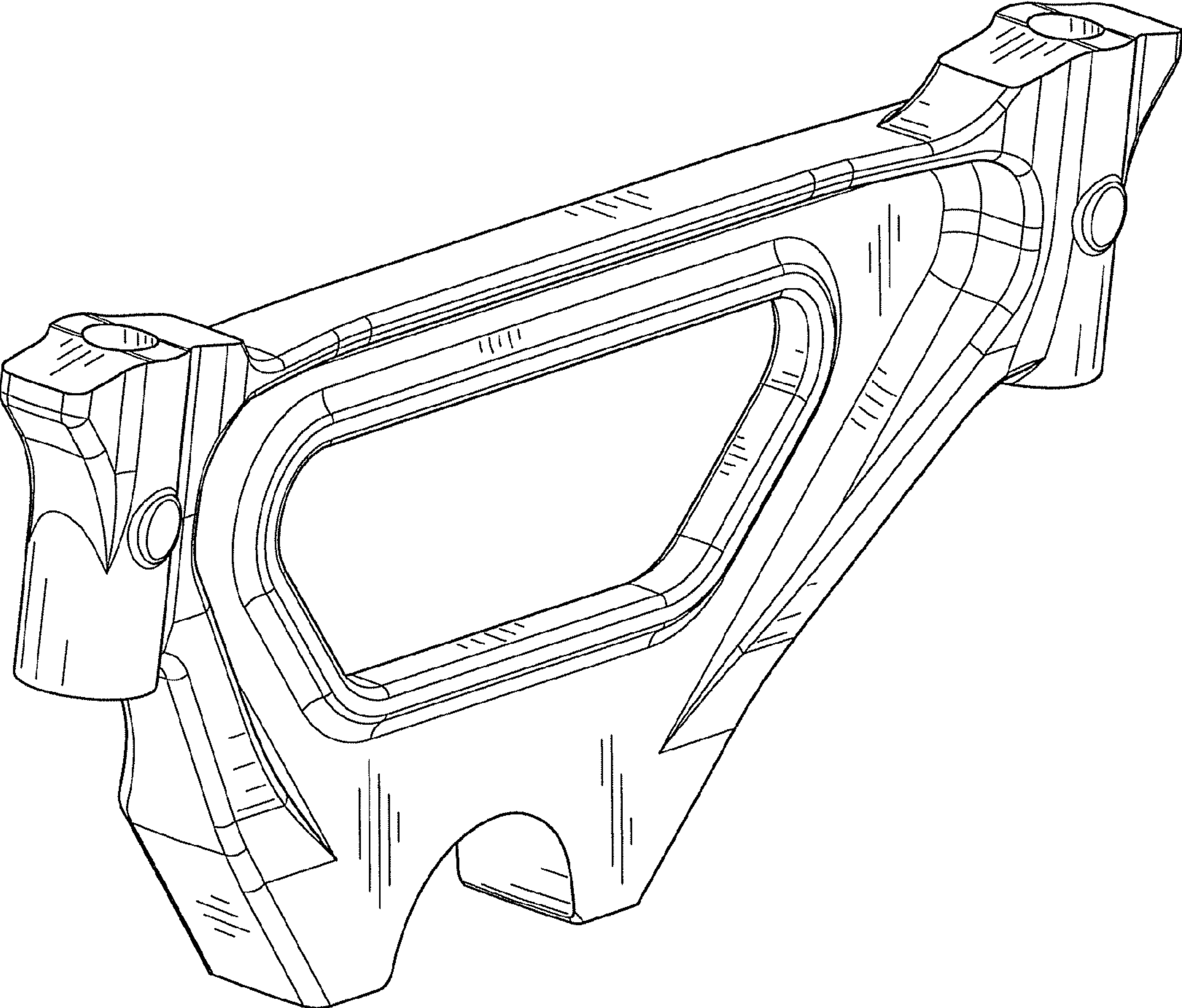


FIG. 12

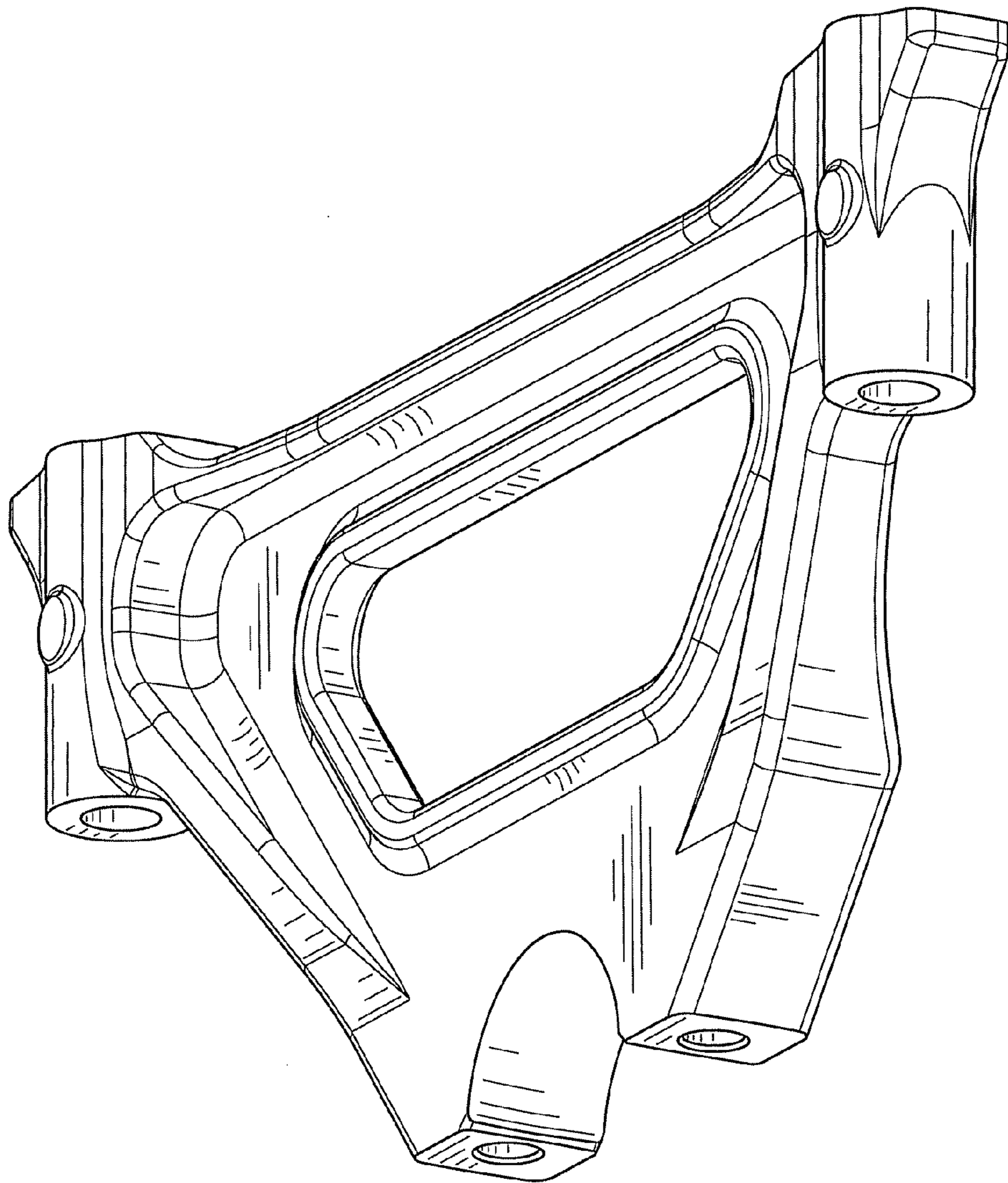


FIG. 13

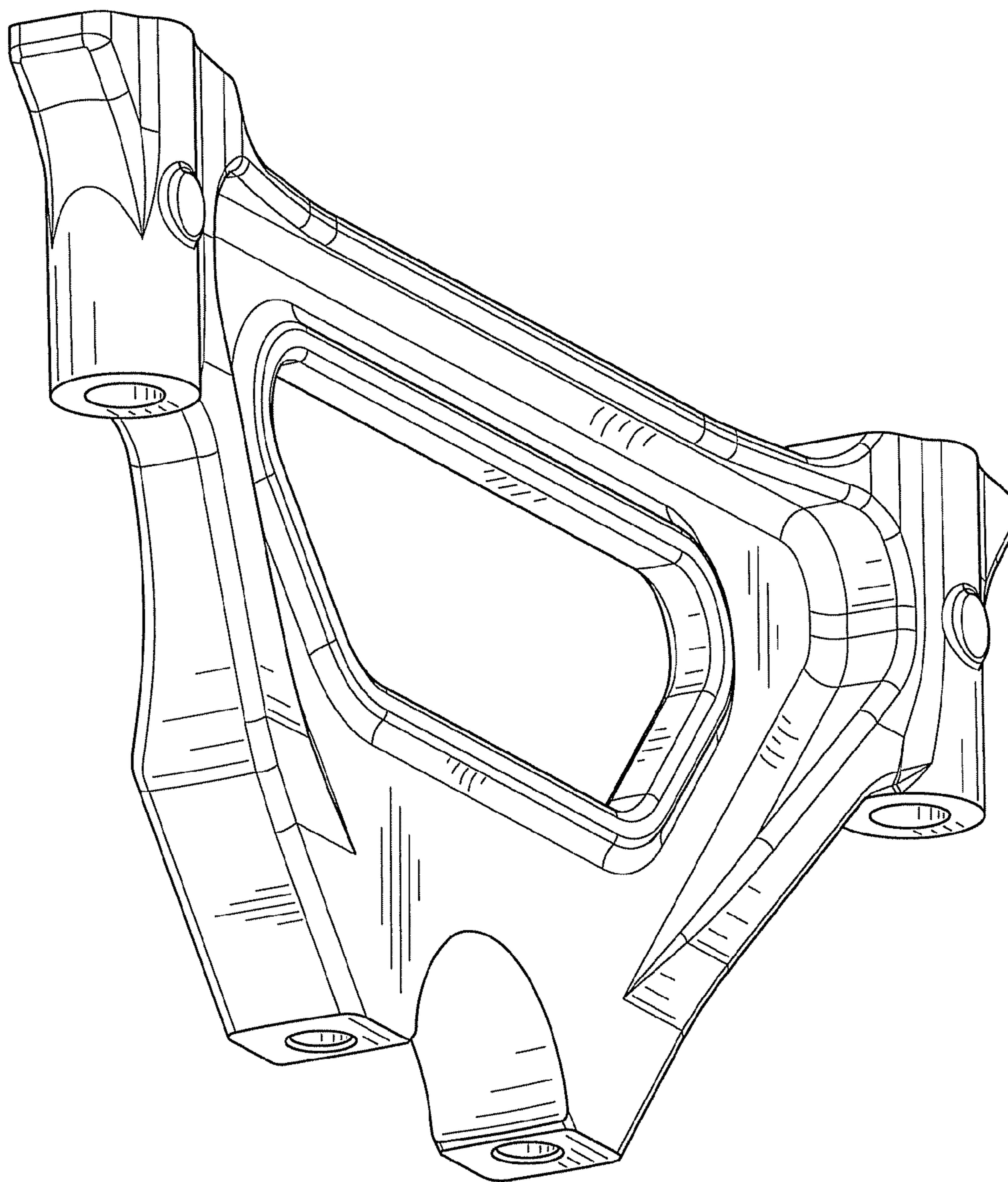


FIG. 14