



US00D648242S

(12) **United States Design Patent**
Hara

(10) **Patent No.:** **US D648,242 S**

(45) **Date of Patent:** **** Nov. 8, 2011**

(54) **EARRING**

(76) Inventor: **Kazuko Hara**, Chiba (JP)

(**) Term: **14 Years**

(21) Appl. No.: **29/339,439**

(22) Filed: **Jun. 30, 2009**

(51) **LOC (9) Cl.** **11-01**

(52) **U.S. Cl.** **D11/42**

(58) **Field of Classification Search** D11/40-48;
63/1.11, 3.1, 3.2, 4, 7, 15, 23, 12, 13, 14.1
See application file for complete search history.

D472,838 S * 4/2003 Ziller D11/1
D605,464 S * 12/2009 McGuire et al. D11/40
D606,443 S * 12/2009 Traglio D11/42

* cited by examiner

Primary Examiner — Cathron Brooks

Assistant Examiner — Melanie Levy

(74) *Attorney, Agent, or Firm* — Kubotera & Associates, LLC

(57) **CLAIM**

The ornamental design for an earring, as shown and described.

DESCRIPTION

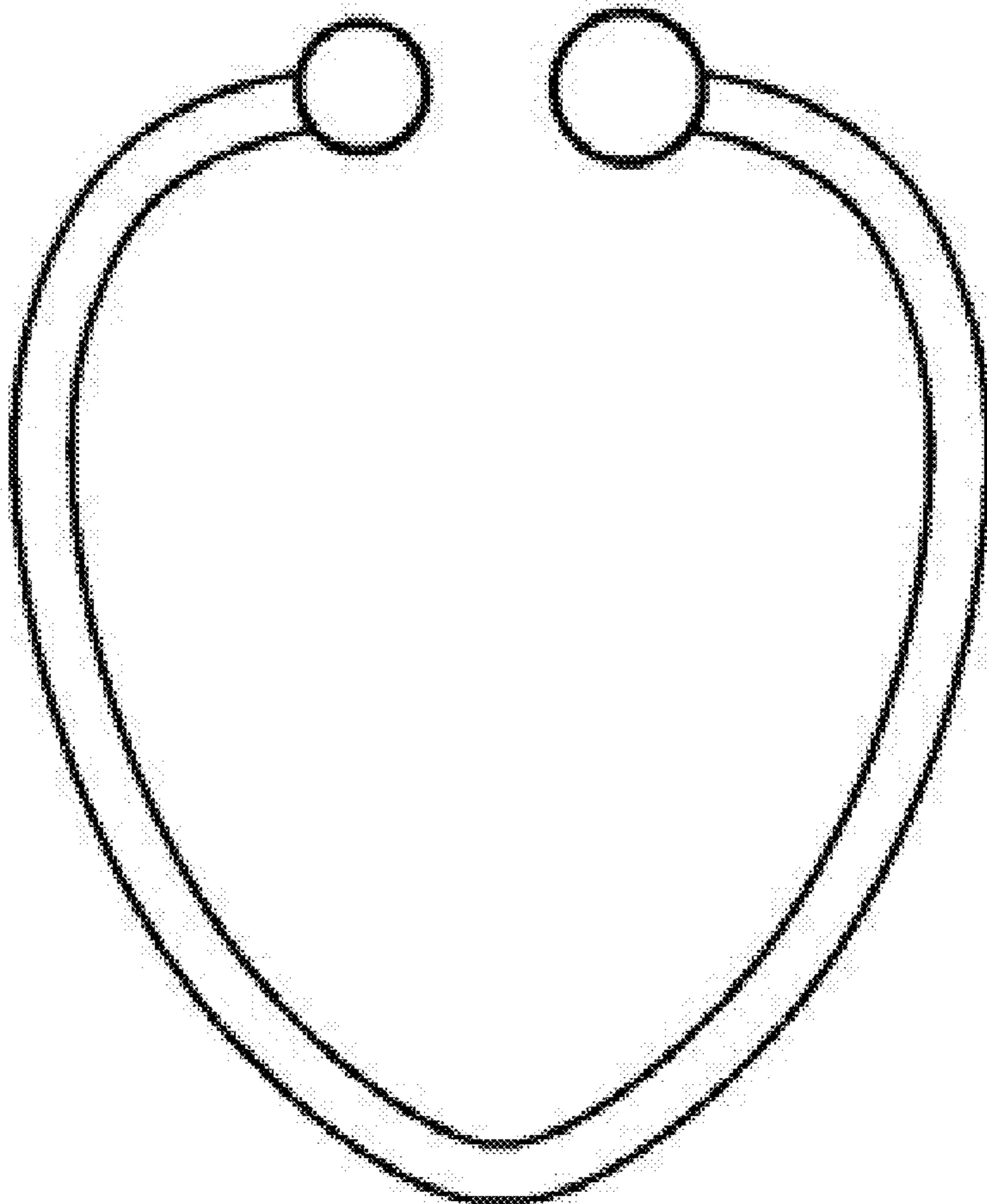
FIG. 1 is a front view of an earring showing our new design; FIG. 2 is a rear view thereof; FIG. 3 is a right side view thereof; FIG. 4 is a left side view thereof; FIG. 5 is a plan view thereof; FIG. 6 is a bottom view thereof; and, FIG. 7 is a sectional view thereof taken along a line 7-7 in FIG. 1.

1 Claim, 3 Drawing Sheets

(56) **References Cited**

U.S. PATENT DOCUMENTS

D189,793	S	*	2/1961	Howard	D11/42
3,828,577	A	*	8/1974	Haynes	63/33
4,704,878	A	*	11/1987	Saraga	63/14.1
D295,267	S	*	4/1988	Saraga	D11/42
5,184,481	A	*	2/1993	Joseph et al.	63/12
D370,865	S	*	6/1996	Brisk	D11/40
D374,837	S	*	10/1996	Austin	D11/40
D385,211	S	*	10/1997	Brisk	D11/40
D457,808	S	*	5/2002	Williams	D8/373



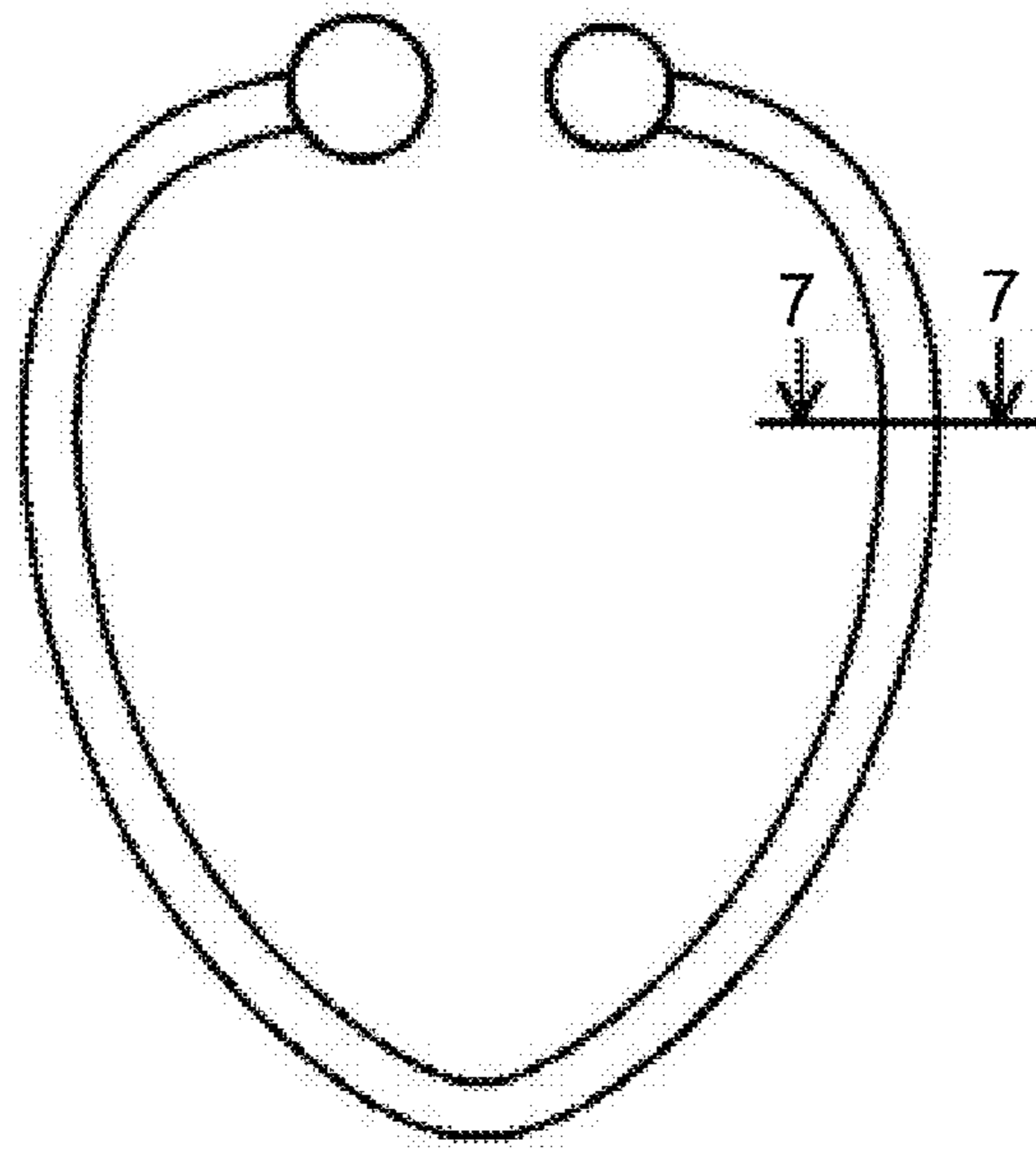


FIG. 1

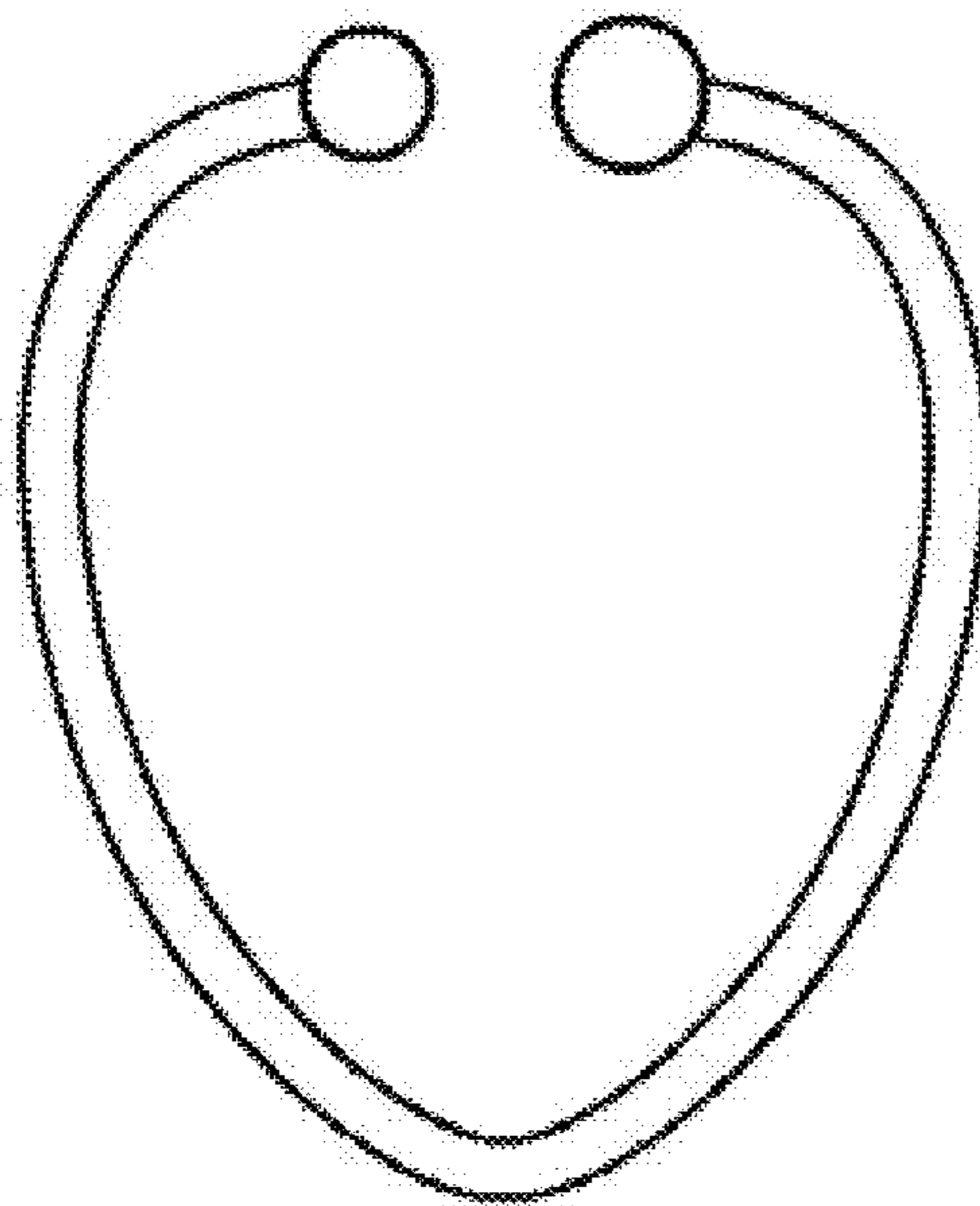


FIG. 2

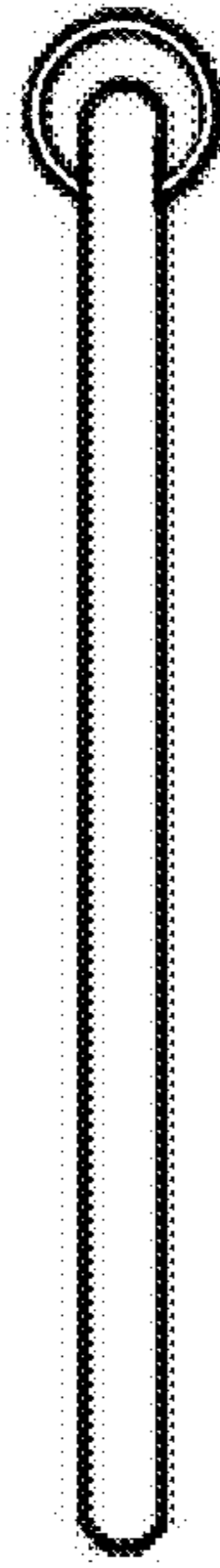


FIG. 3

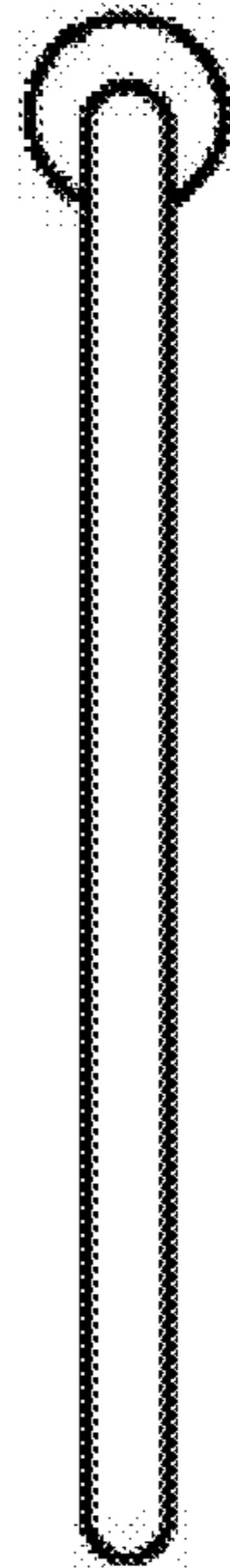


FIG. 4

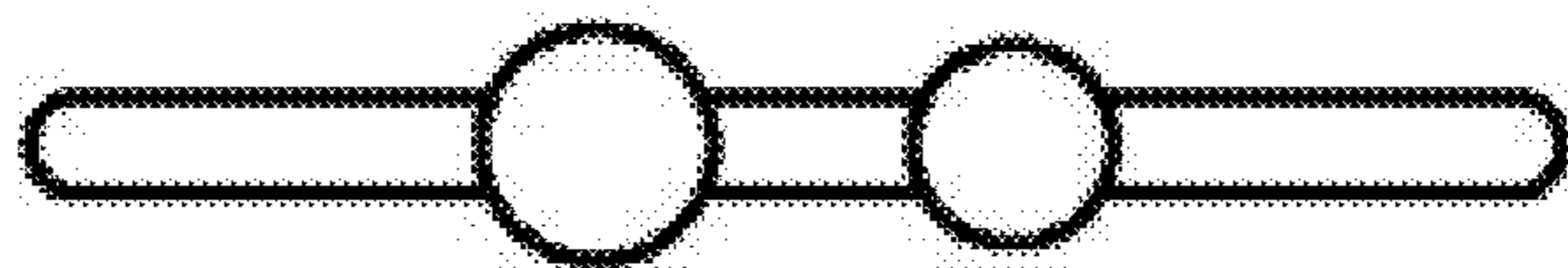


FIG. 5

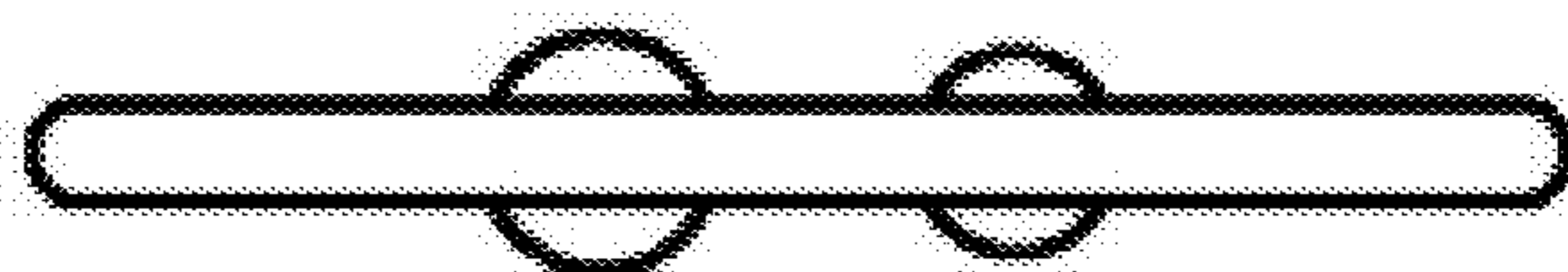


FIG. 6



FIG. 7