

US00D648231S

(12) **United States Design Patent**
Draper et al.

(10) **Patent No.:** **US D648,231 S**

(45) **Date of Patent:** **** Nov. 8, 2011**

(54) **LOW ROW STEAM GENERATOR INSPECTION PROBE**

(75) Inventors: **Jeffrey Bishop Draper**, McVeytown, PA (US); **Matthew Barton Wolf**, Boalsburg, PA (US); **Lance Edmund Maggy**, Mount Pleasant, SC (US); **Michael Alphonse Terhaar**, Lewistown, PA (US)

(73) Assignee: **General Electric Company**, Schenectady, NY (US)

(**) Term: **14 Years**

(21) Appl. No.: **29/365,589**

(22) Filed: **Jul. 12, 2010**

(51) **LOC (9) Cl.** **08-04**

(52) **U.S. Cl.** **D10/46; D10/78**

(58) **Field of Classification Search** D10/46, D10/78; 73/623, 866.5; 324/220, 226
See application file for complete search history.

(56) **References Cited**

U.S. PATENT DOCUMENTS

4,797,613 A * 1/1989 Wentzell 324/220
4,952,875 A * 8/1990 Adams et al. 324/220

5,313,838 A * 5/1994 Gondard et al. 73/623
D397,628 S * 9/1998 Suzuki et al. D10/78
D575,173 S * 8/2008 Staller D10/78
2010/0117634 A1* 5/2010 Hoyt 324/220
2010/0117635 A1* 5/2010 Hoyt 324/220

* cited by examiner

Primary Examiner — Antoine D Davis

(74) *Attorney, Agent, or Firm* — Pearne & Gordon LLP

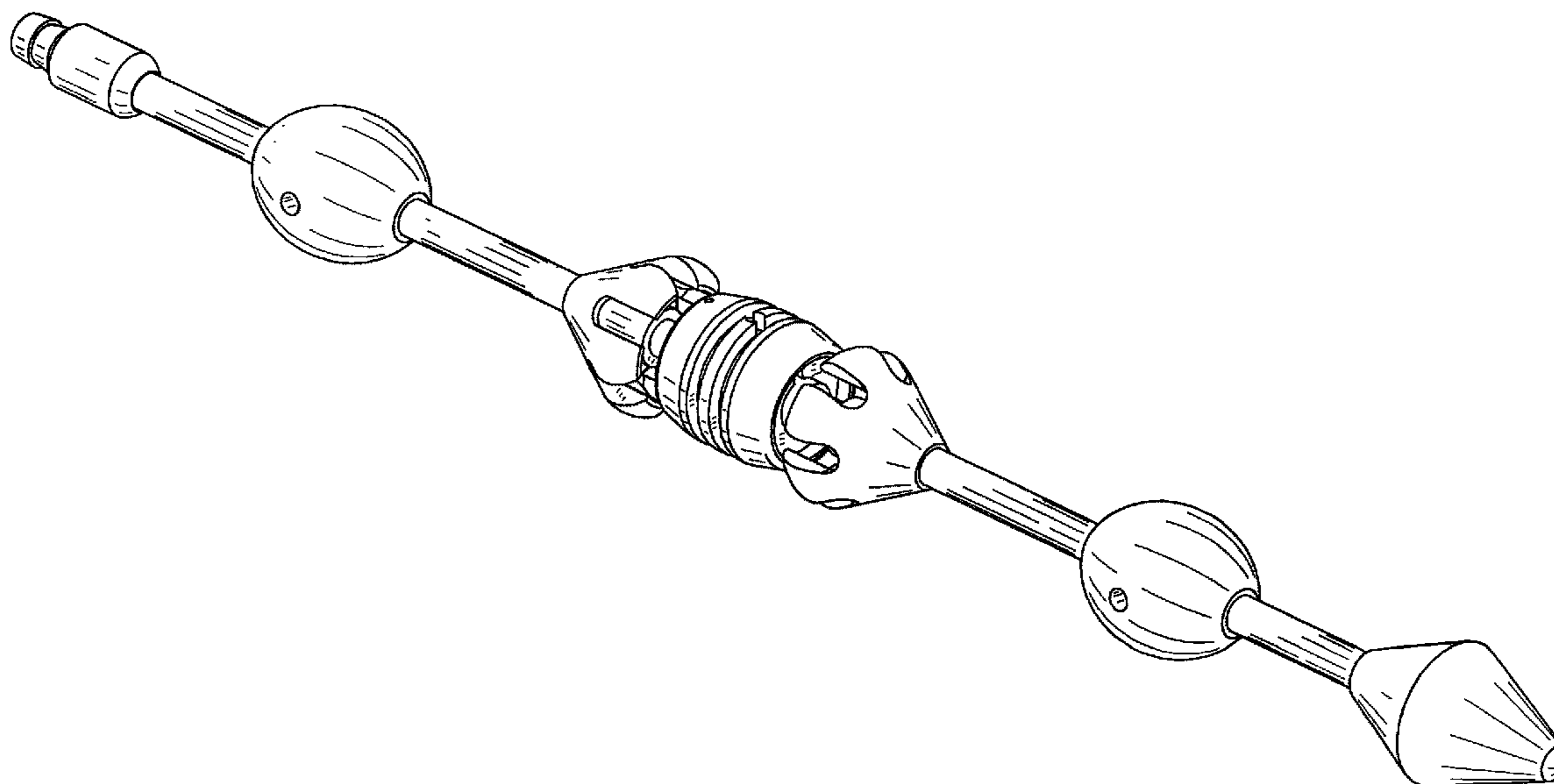
(57) **CLAIM**

The ornamental design for the low row steam generator inspection probe, as shown and described.

DESCRIPTION

FIG. 1 is a view of a first, right, side of the low row steam generator inspection probe;
FIG. 2 is a view of a second, top, side of the inspection probe;
FIG. 3 is a view of a third, left, side of the inspection probe;
FIG. 4 is a view of a fourth, bottom, side of the inspection probe;
FIG. 5 is a view of an end, front, of the inspection probe;
FIG. 6 is a view of an end, rear, of the inspection probe; and,
FIG. 7 is a perspective view of inspection probe.

1 Claim, 3 Drawing Sheets



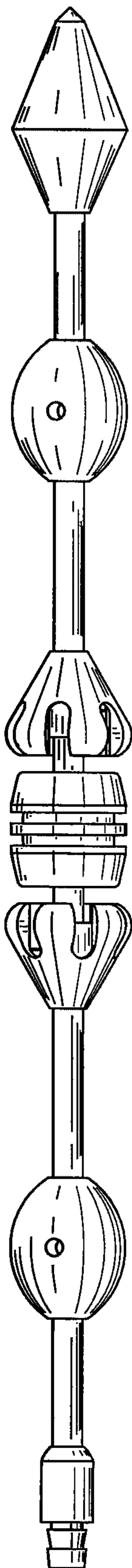


FIG. 1




FIG. 2

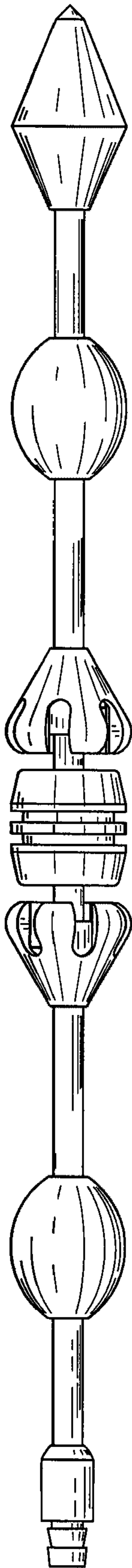


FIG. 3

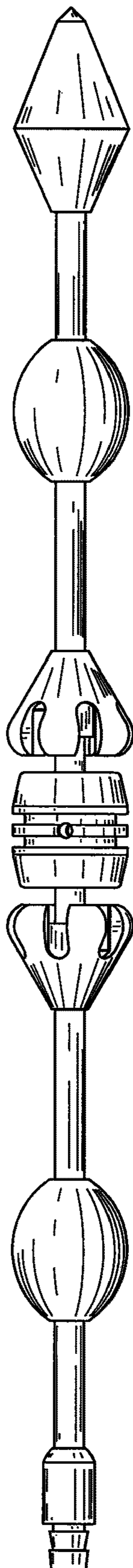


FIG. 4

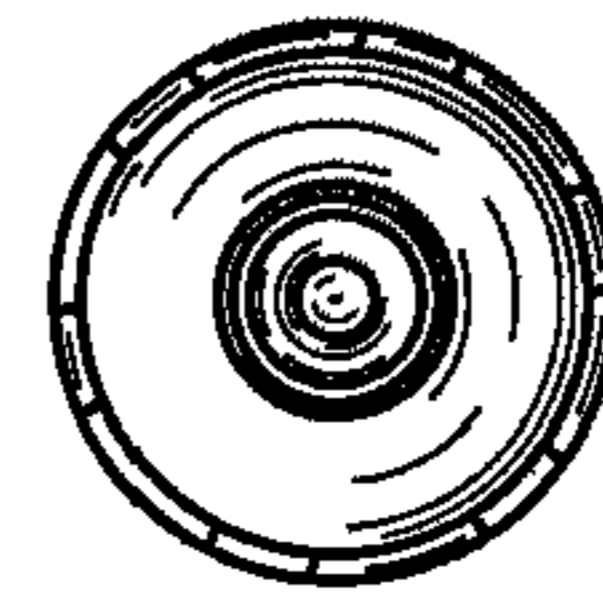


FIG. 6

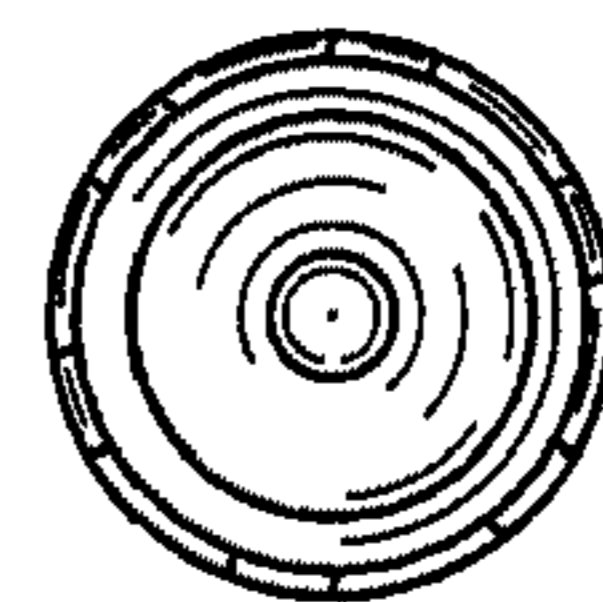


FIG. 5

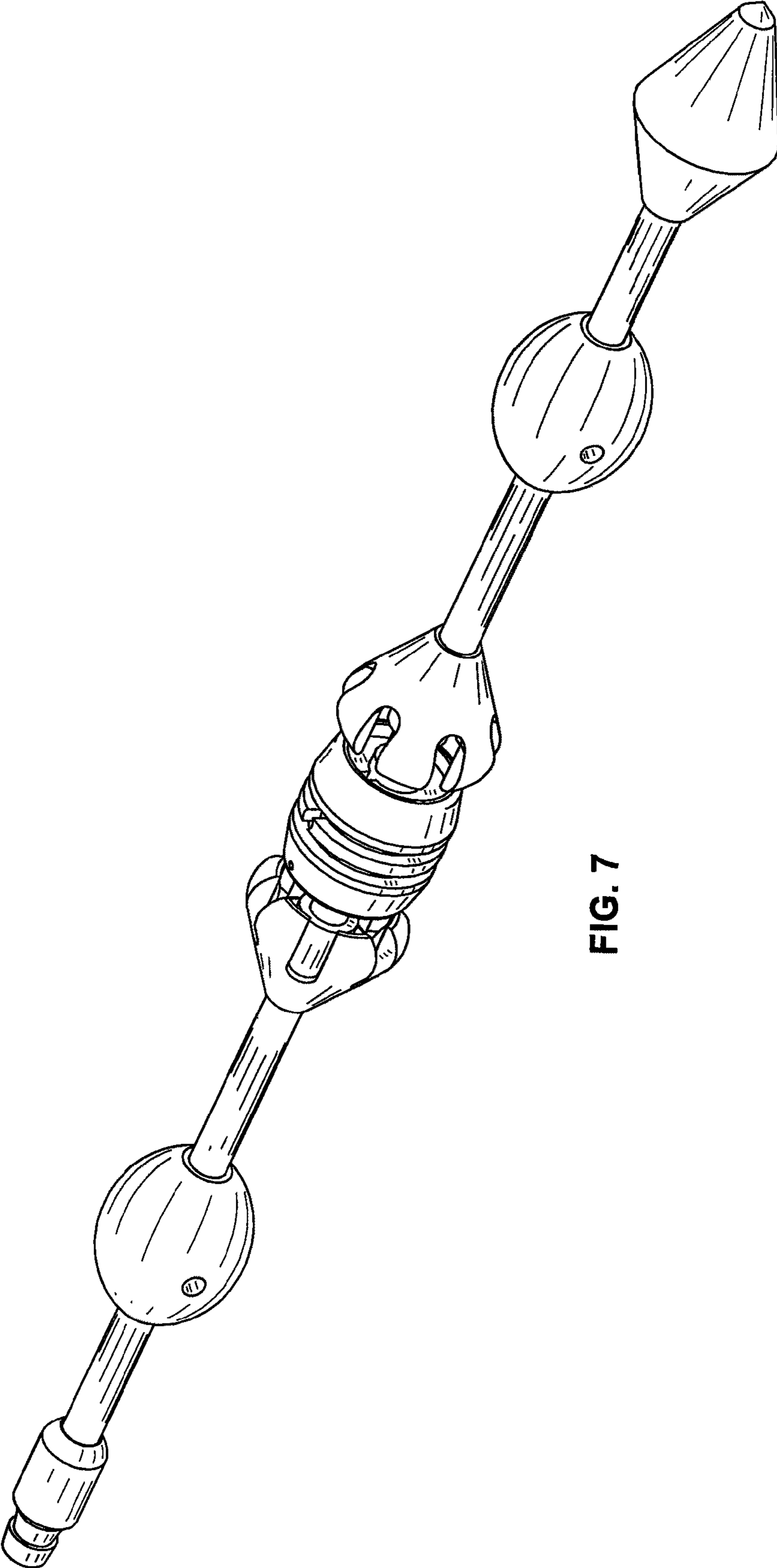


FIG. 7