

US00D648209S

(12) **United States Design Patent**
Goodman et al.

(10) **Patent No.:** **US D648,209 S**
(45) **Date of Patent:** **** Nov. 8, 2011**

(54) **KEY HOOK**
(75) Inventors: **Sheldon H. Goodman**, Solon, OH (US);
Elizabeth A. Cho, Strongsville, OH
(US)
(73) Assignee: **Spectrum Diversified Designs, Inc.**,
Streetsboro, OH (US)
(**) Term: **14 Years**

D587,936 S 3/2009 Johnson
7,578,492 B2 8/2009 Darre
D605,489 S 12/2009 Aglassinger
D605,498 S 12/2009 Carl
D606,846 S 12/2009 Carl
D607,310 S 1/2010 Williams
D608,357 S 1/2010 Peyridieu
D613,151 S 4/2010 Goodman et al.
D613,589 S 4/2010 Goodman et al.
D614,020 S 4/2010 Biagi et al.
D629,674 S 12/2010 Goodman et al.
D629,675 S 12/2010 Goodman et al.

* cited by examiner

(21) Appl. No.: **29/386,183**

(22) Filed: **Feb. 25, 2011**

(51) **LOC (9) Cl.** **08-05**

(52) **U.S. Cl.** **D8/367; D8/371**

(58) **Field of Classification Search** D8/367,
D8/371, 373; 248/301, 304, 214-215
See application file for complete search history.

Primary Examiner — Holly Baynham

(74) *Attorney, Agent, or Firm* — Pearne & Gordon LLP

(57) **CLAIM**

The ornamental design for a key hook, as shown and described.

DESCRIPTION

FIG. 1 is a perspective view of a key hook showing our new design;

FIG. 2 is a top plan view thereof;

FIG. 3 is a left side elevational view thereof;

FIG. 4 is a front elevational view thereof;

FIG. 5 is a right side elevational view thereof;

FIG. 6 is a rear elevational view thereof; and,

FIG. 7 is a bottom plan view thereof.

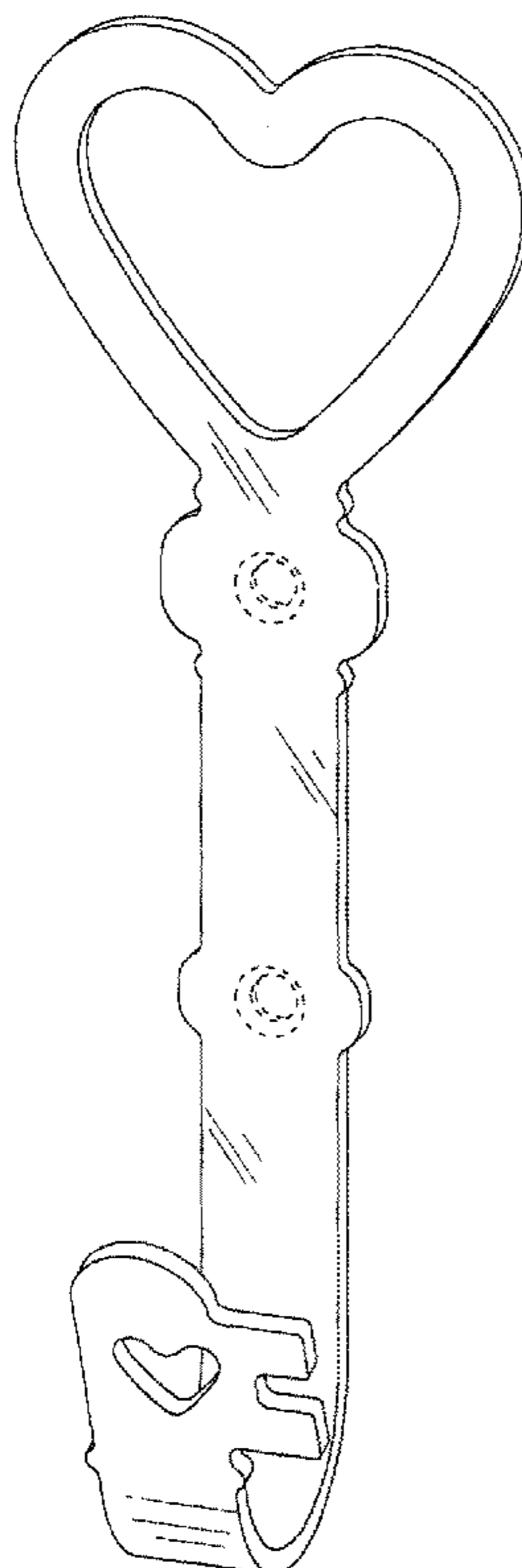
The broken lines are included for the purpose of illustrating unclaimed portions of the structure and form no part of the claimed design.

(56) **References Cited**

U.S. PATENT DOCUMENTS

28,174	A	5/1860	Hockstrasser	
D349,447	S	8/1994	Daniller	
D360,355	S	7/1995	Adams	
5,738,319	A	4/1998	Grassi	
D423,914	S	5/2000	Klein et al.	
D465,724	S	11/2002	Goodman et al.	
D482,600	S *	11/2003	Dretzka	D8/367
6,659,414	B1	12/2003	Guilmette	
D538,630	S	3/2007	Sergi	
D576,021	S	9/2008	Goodman et al.	
D584,939	S	1/2009	Snell	

1 Claim, 2 Drawing Sheets



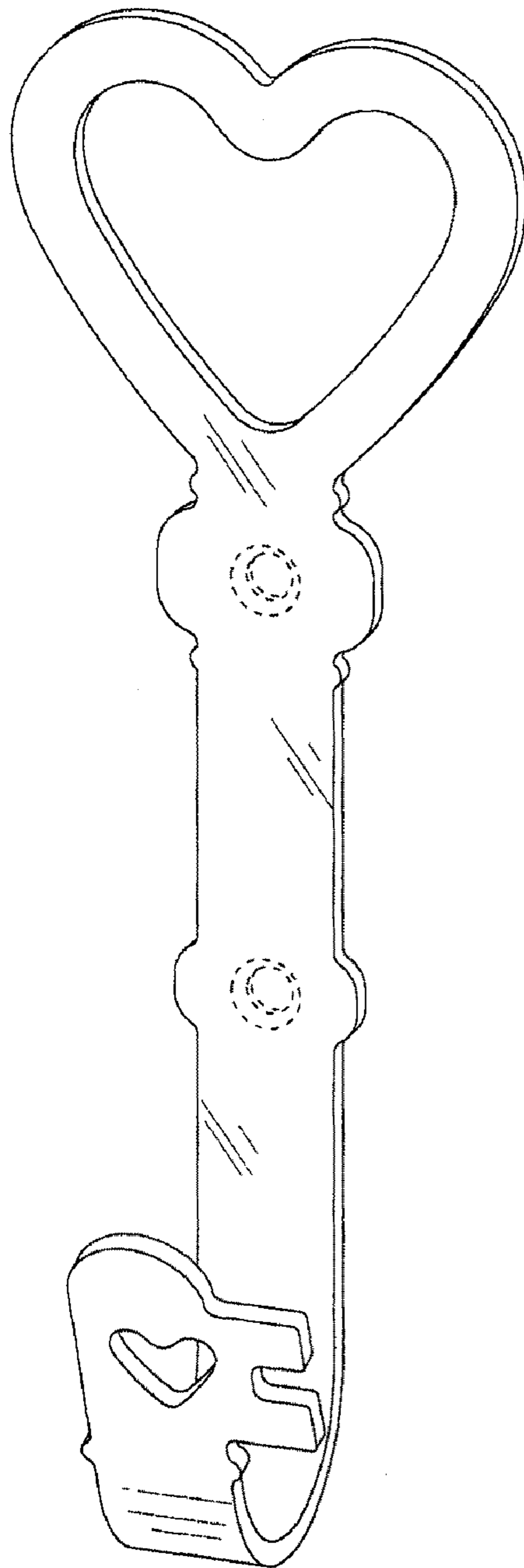


FIG. 1

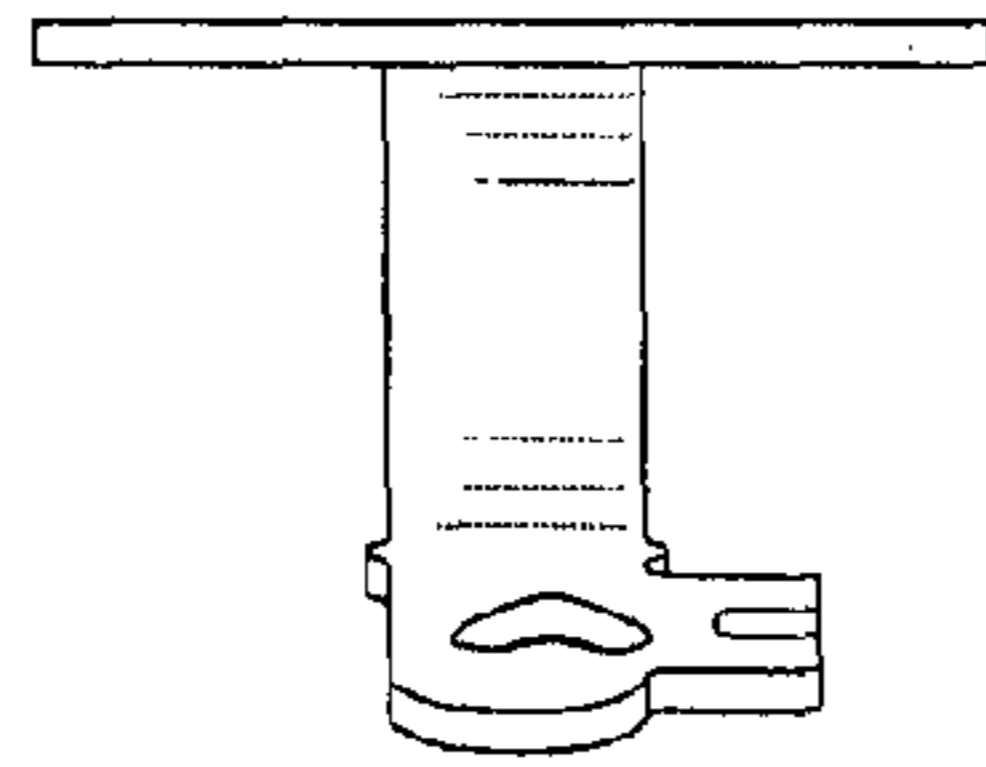


FIG. 2

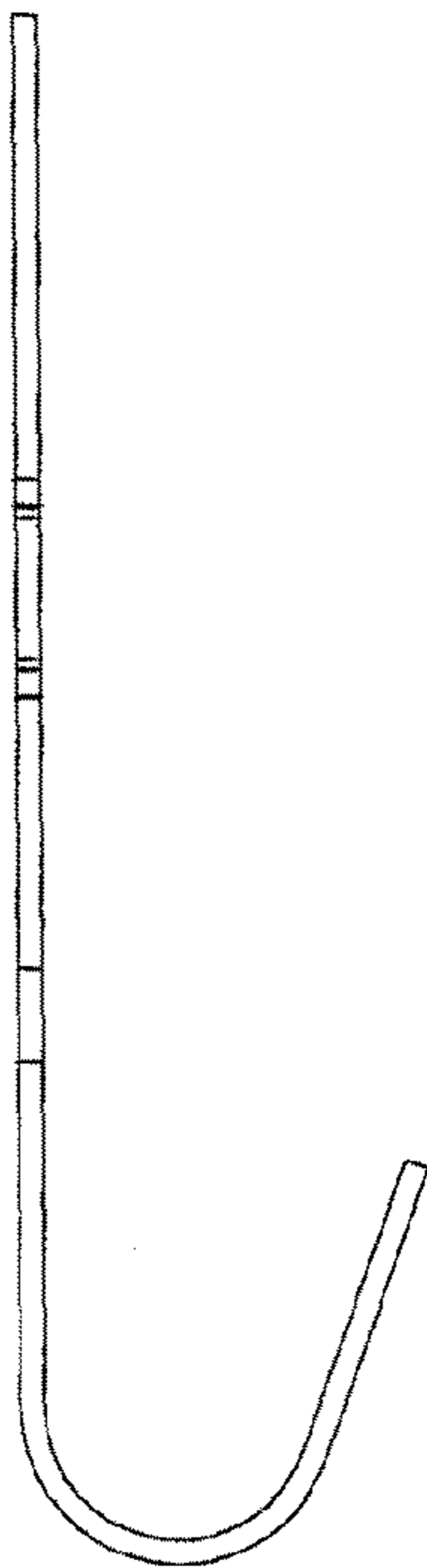


FIG. 3

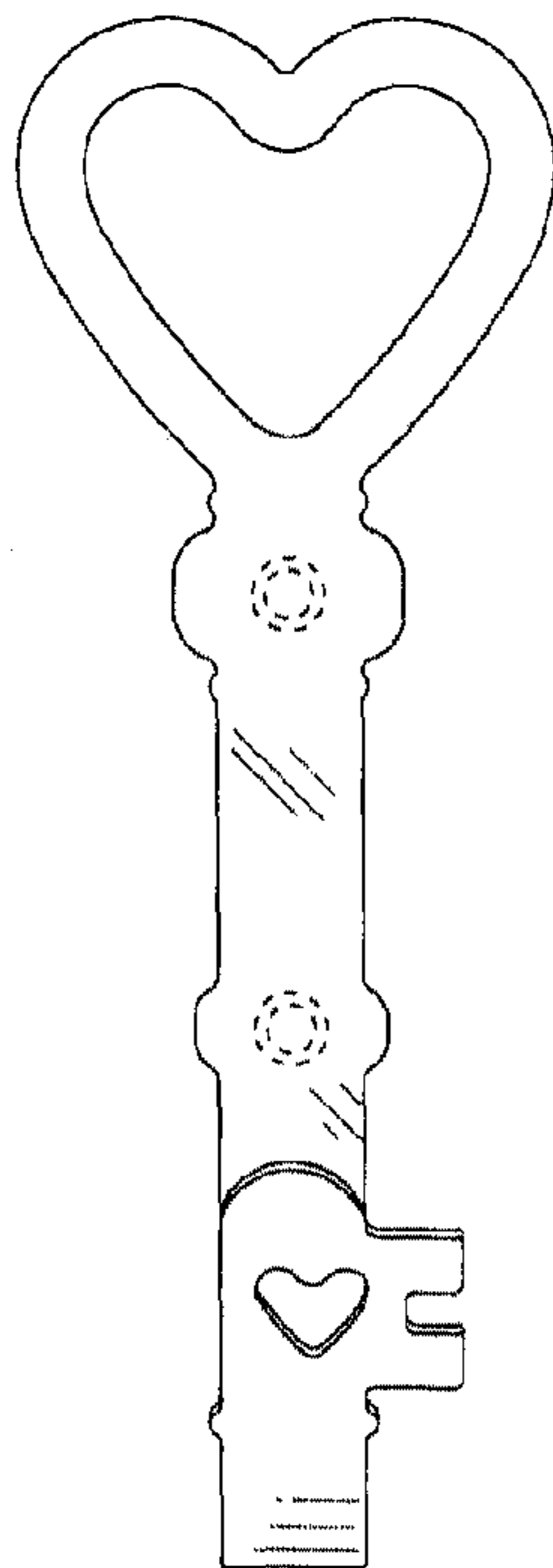


FIG. 4




FIG. 5

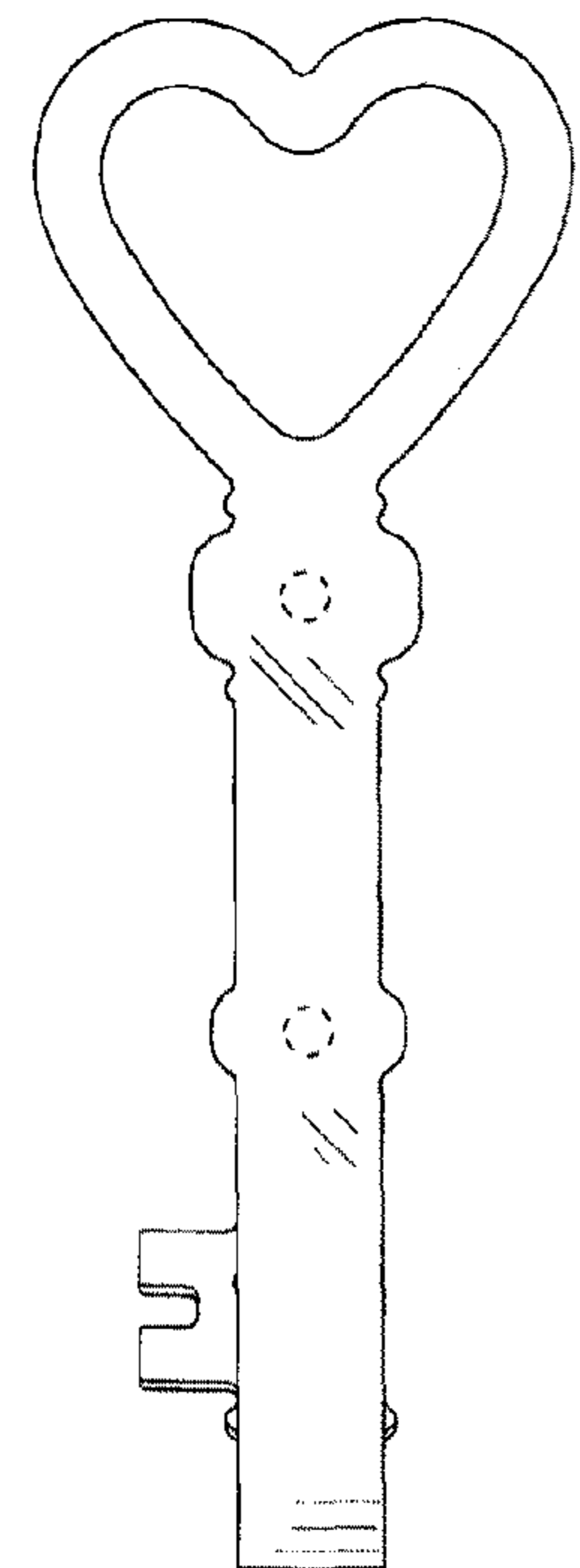


FIG. 6

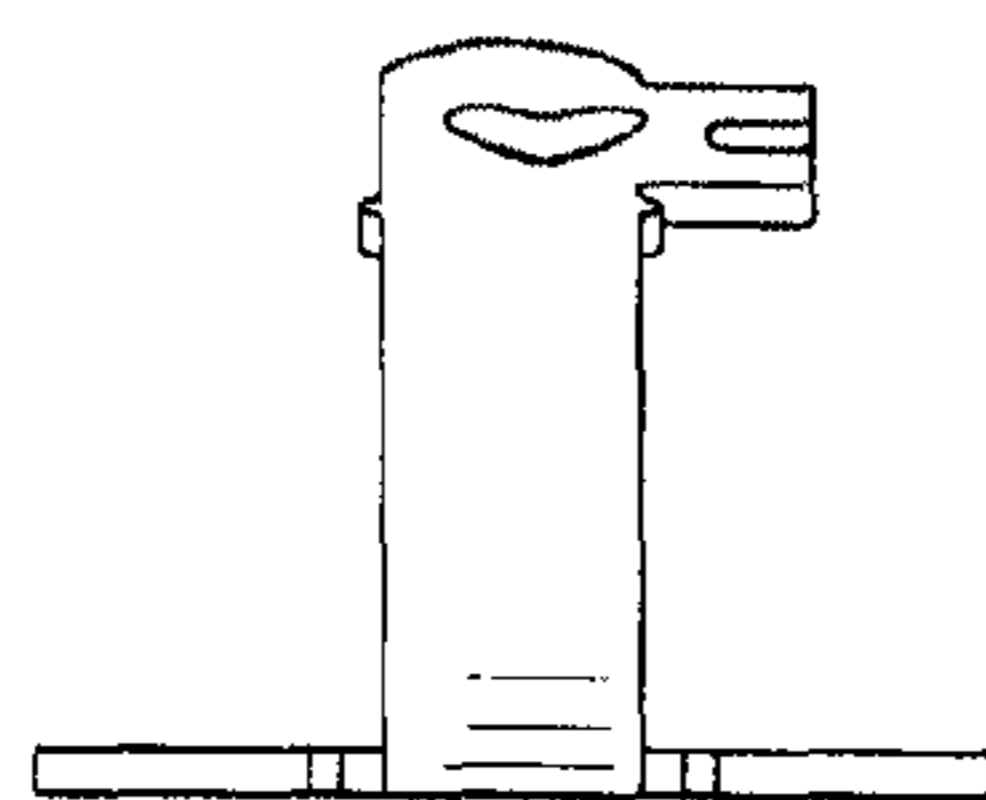


FIG. 7