



US00D648206S

(12) **United States Design Patent**
Kaluza

(10) **Patent No.:** **US D648,206 S**

(45) **Date of Patent:** **** Nov. 8, 2011**

(54) **KEY**

(75) Inventor: **Georg Kaluza**, Velbert (DE)

(73) Assignee: **C. Ed. Schulte Gesellschaft mit
beschraenkter Haftung
Zylinderschlossfabrik**, Velbert (DE)

(**) Term: **14 Years**

(21) Appl. No.: **29/386,766**

(22) Filed: **Mar. 4, 2011**

(30) **Foreign Application Priority Data**

Oct. 28, 2010 (EM) 001242044

(51) **LOC (9) Cl.** **08-07**

(52) **U.S. Cl.** **D8/347**

(58) **Field of Classification Search** D8/347,
D8/348, 330; 70/51, 393, 401, 405-408,
70/450, 336, 345, 346, 265, 371, 271, 423-430
See application file for complete search history.

(56) **References Cited**

U.S. PATENT DOCUMENTS

4,376,381 A * 3/1983 Muus 70/337
D367,602 S * 3/1996 Schweig D8/347

D459,846 S * 7/2002 Mottern et al. D32/43
6,637,245 B1 * 10/2003 Bolton 70/408
D502,088 S * 2/2005 Asmerian D8/347
7,047,777 B2 * 5/2006 Banks 70/408
D570,196 S * 6/2008 McKinnon et al. D8/347
D575,628 S * 8/2008 Strawn et al. D8/347

* cited by examiner

Primary Examiner — Prabhakar Deshmukh

(74) *Attorney, Agent, or Firm* — Lucas & Mercanti, LLP;
Klaus P. Stoffel

(57) **CLAIM**

The ornamental design for a key, as shown and described.

DESCRIPTION

FIG. 1 is a front view of a key showing my new design;
FIG. 2 is a left side view thereof;
FIG. 3 is a rear view thereof;
FIG. 4 is a right side view thereof;
FIG. 5 is a rear perspective view thereof; and,
FIG. 6 is a front perspective view thereof.
The broken lines environment indicates the disclaimed por-
tions of the design. The end of the shading on the surface
indicates the boundary of the claimed design. None of the
broken lines form part of the claimed design.

1 Claim, 1 Drawing Sheet

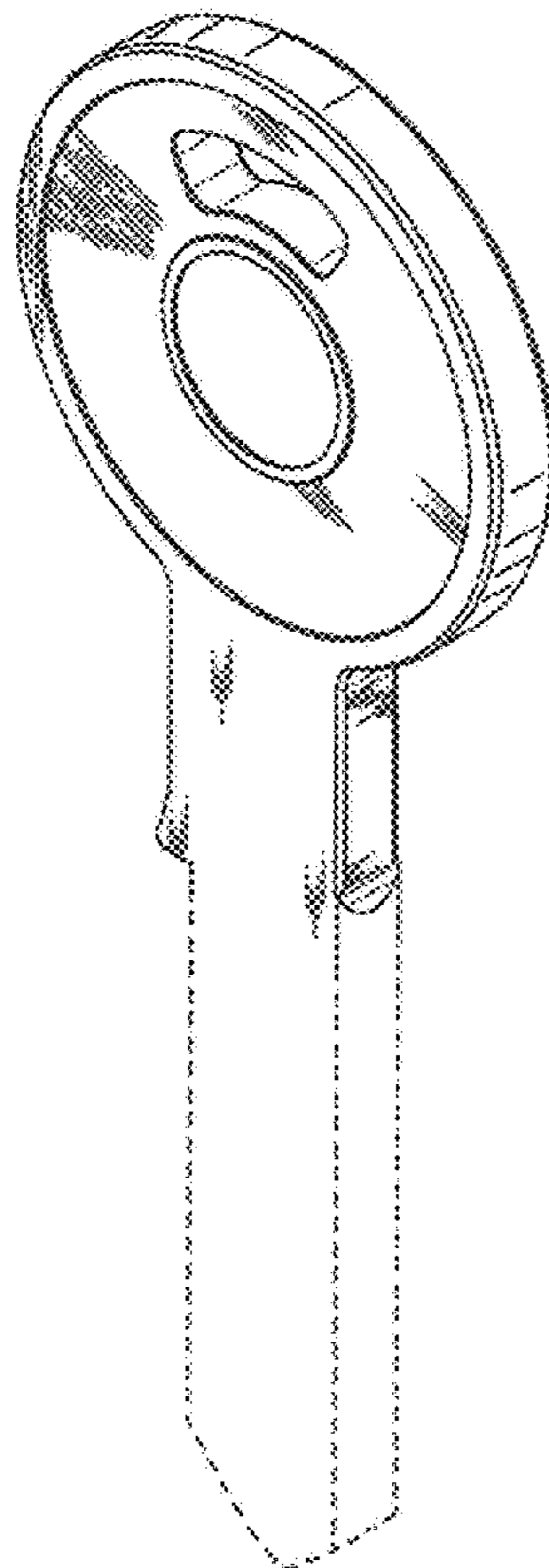


Fig. 1

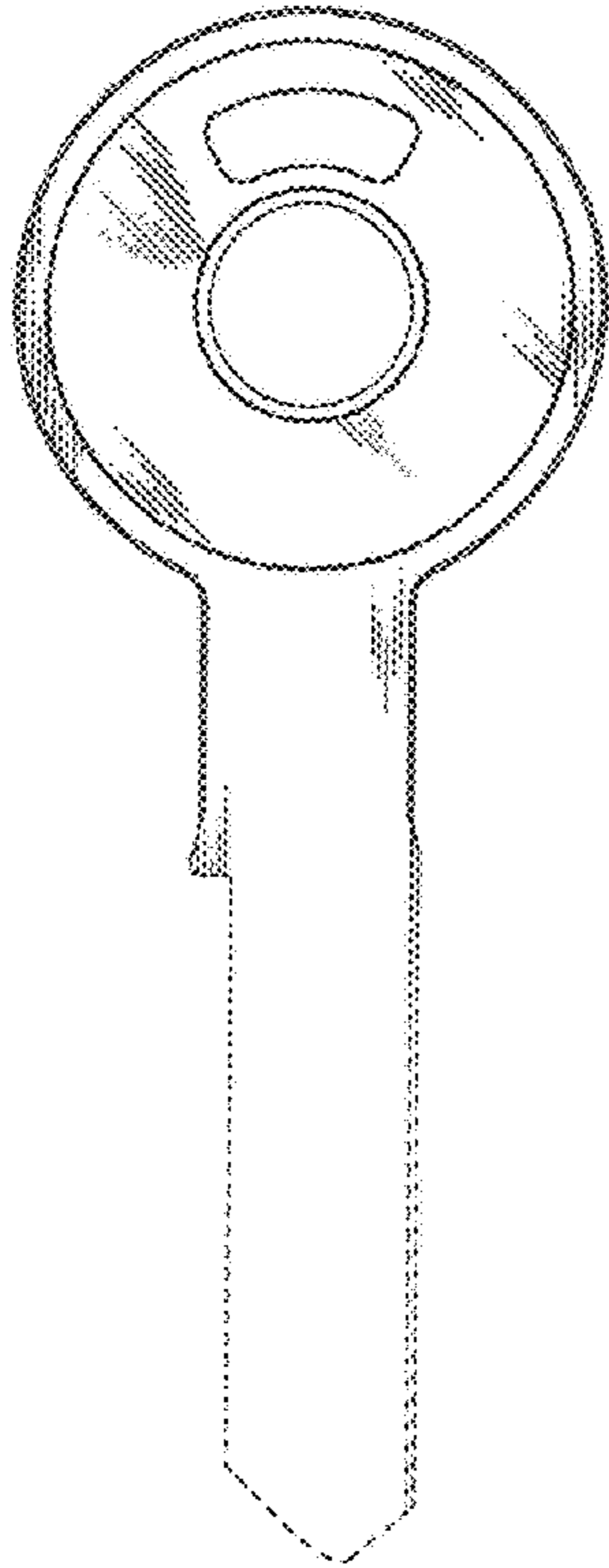


Fig. 2



Fig. 3

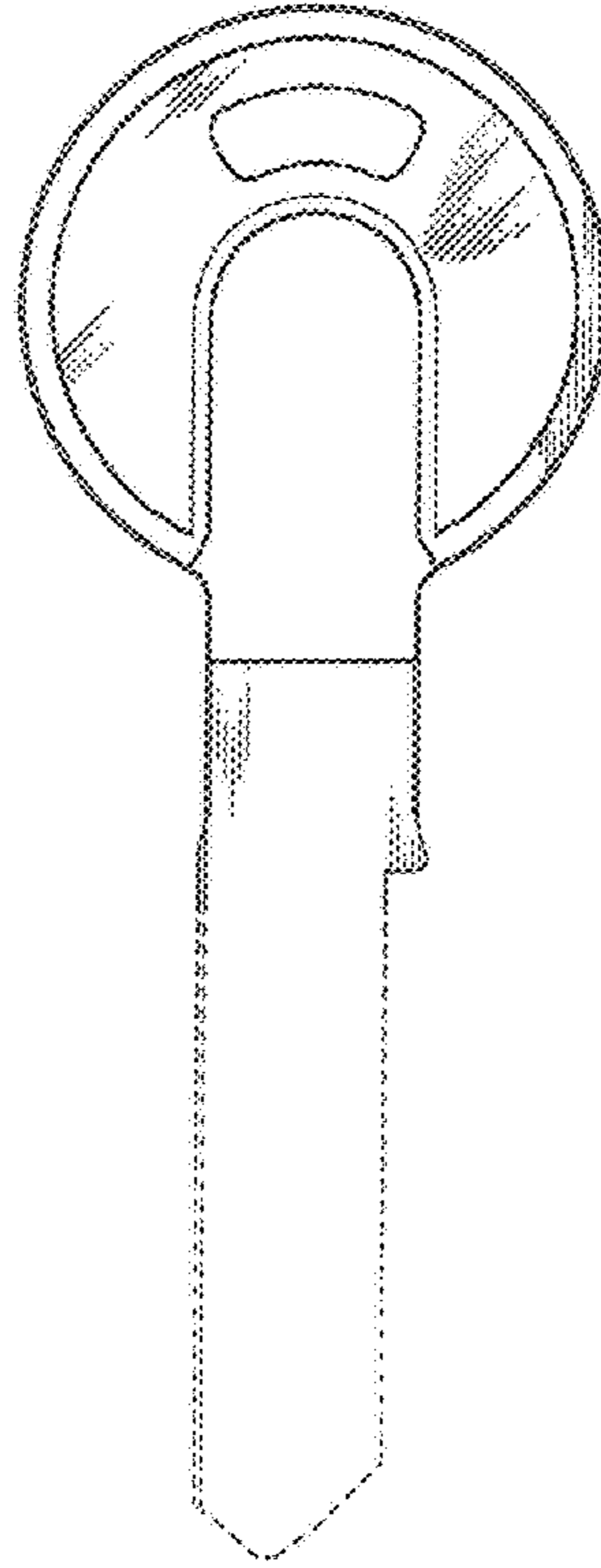


Fig. 4



Fig. 5

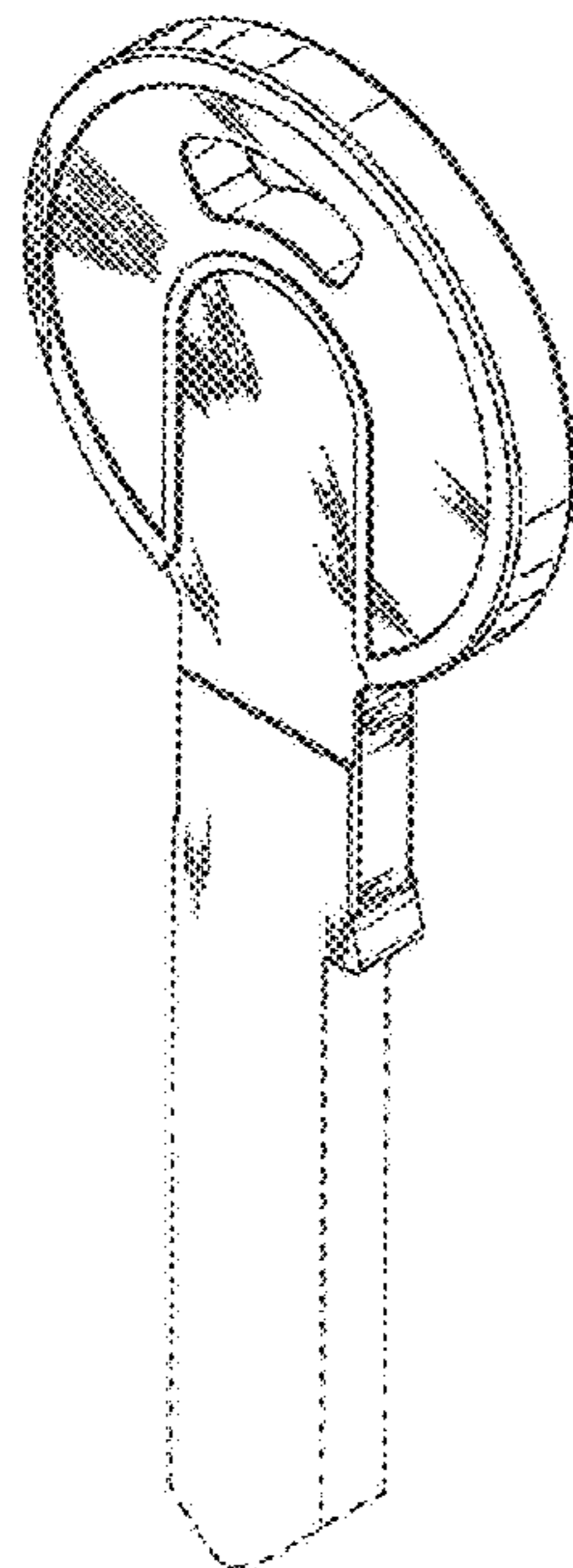


Fig. 6

