



US00D648204S

(12) **United States Design Patent**  
**Parvey**

(10) **Patent No.:** **US D648,204 S**  
(45) **Date of Patent:** **\*\* Nov. 8, 2011**

(54) **MOTORCYCLE HANDLEBAR GRIP**

(75) Inventor: **Daniel Parvey**, New Richmond, WI (US)

(73) Assignee: **Kuryakyn Holdings, LLC**, Somerset, WI (US)

(\*\*) Term: **14 Years**

(21) Appl. No.: **29/372,875**

(22) Filed: **Jan. 27, 2011**

(51) **LOC (9) Cl.** ..... **12-11**

(52) **U.S. Cl.** ..... **D8/303**

(58) **Field of Classification Search** ..... D8/303,  
D8/300, 70, 107, DIG. 8; D12/110; 16/110.1,  
16/421, 430, DIG. 12; 74/488, 489, 502.2,  
74/551.1-551.9; 180/219, 220

See application file for complete search history.

(56) **References Cited**

**U.S. PATENT DOCUMENTS**

D352,441 S \* 11/1994 Oury et al. .... D8/303  
D461,390 S \* 8/2002 Livingston ..... D8/303

D593,716 S \* 6/2009 Strauss ..... D8/107  
\* cited by examiner

*Primary Examiner* — Susan M Lee

*Assistant Examiner* — Linda G. Brooks

(74) *Attorney, Agent, or Firm* — Dicke, Billig & Czaja, PLLC

(57) **CLAIM**

The ornamental design for a motorcycle handlebar grip, as shown and described.

**DESCRIPTION**

FIG. 1 is a perspective view of the motorcycle handlebar grip of the present invention.

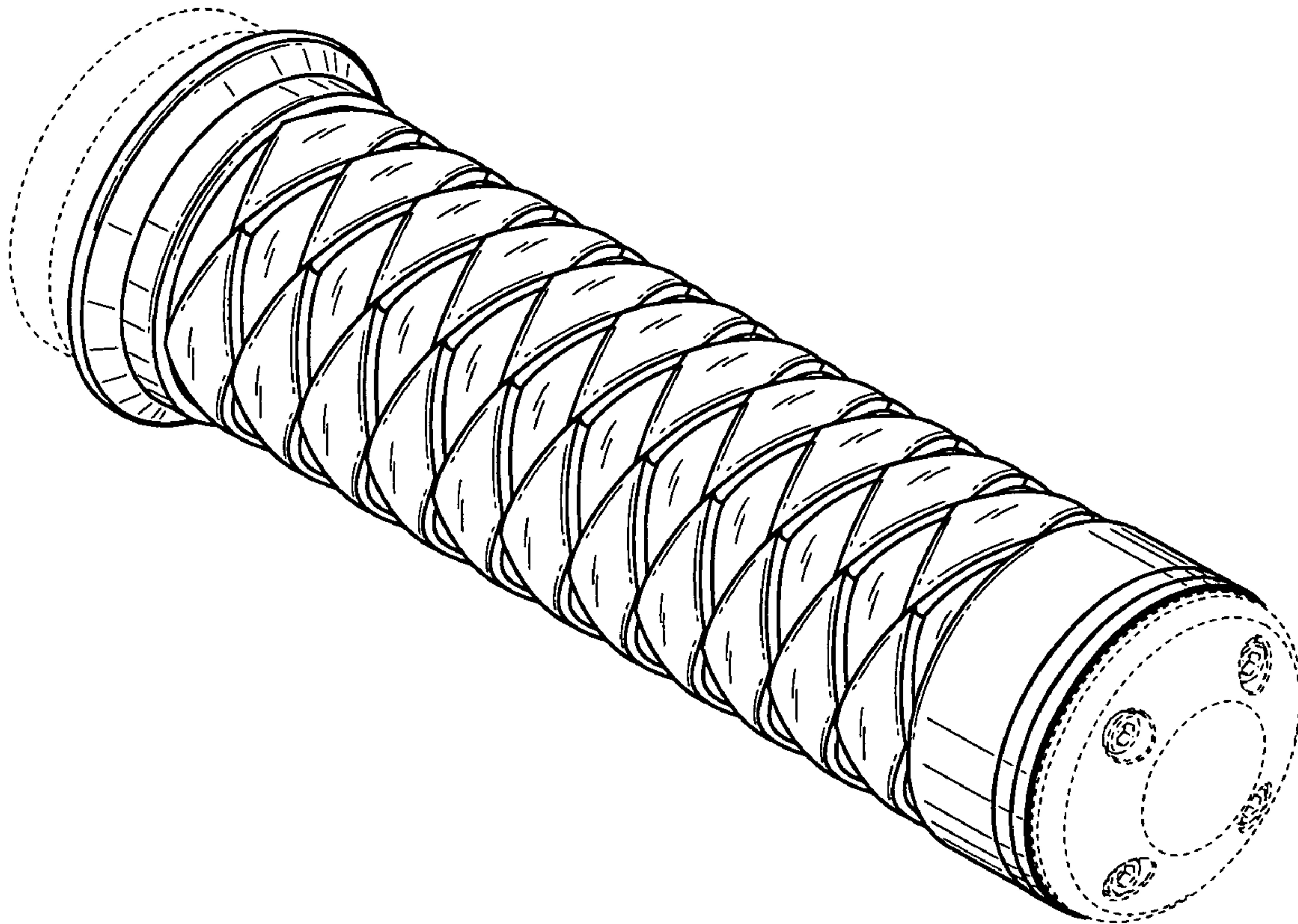
FIG. 2 is a left side view thereof, which is identical to a right side view, top side view and bottom side view thereof.

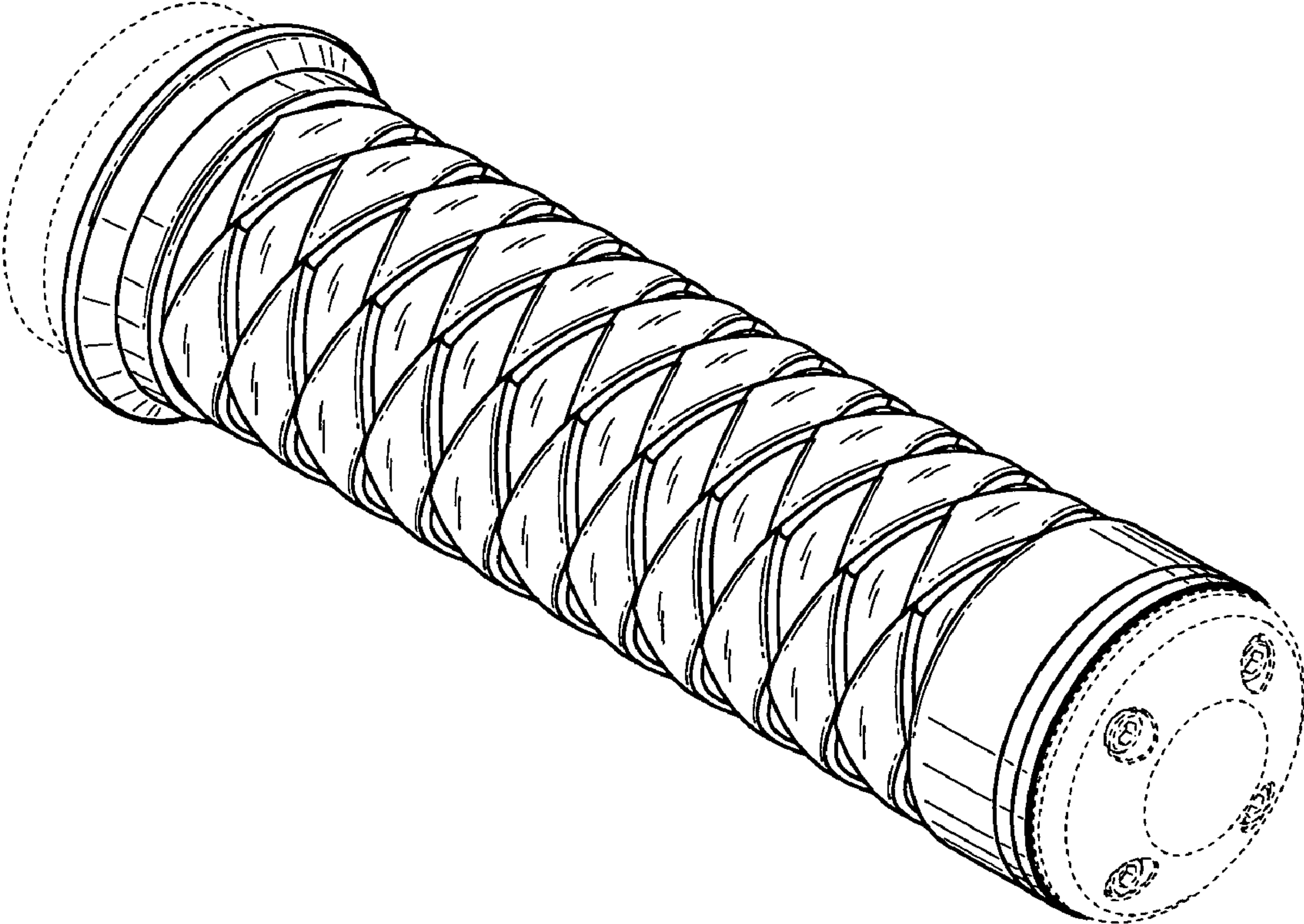
FIG. 3 is a first end view thereof; and,

FIG. 4 is a second end view opposite the first end view thereof.


The portions at each end of the motorcycle handlebar grip shown in broken lines form no part of the claimed design.

**1 Claim, 2 Drawing Sheets**

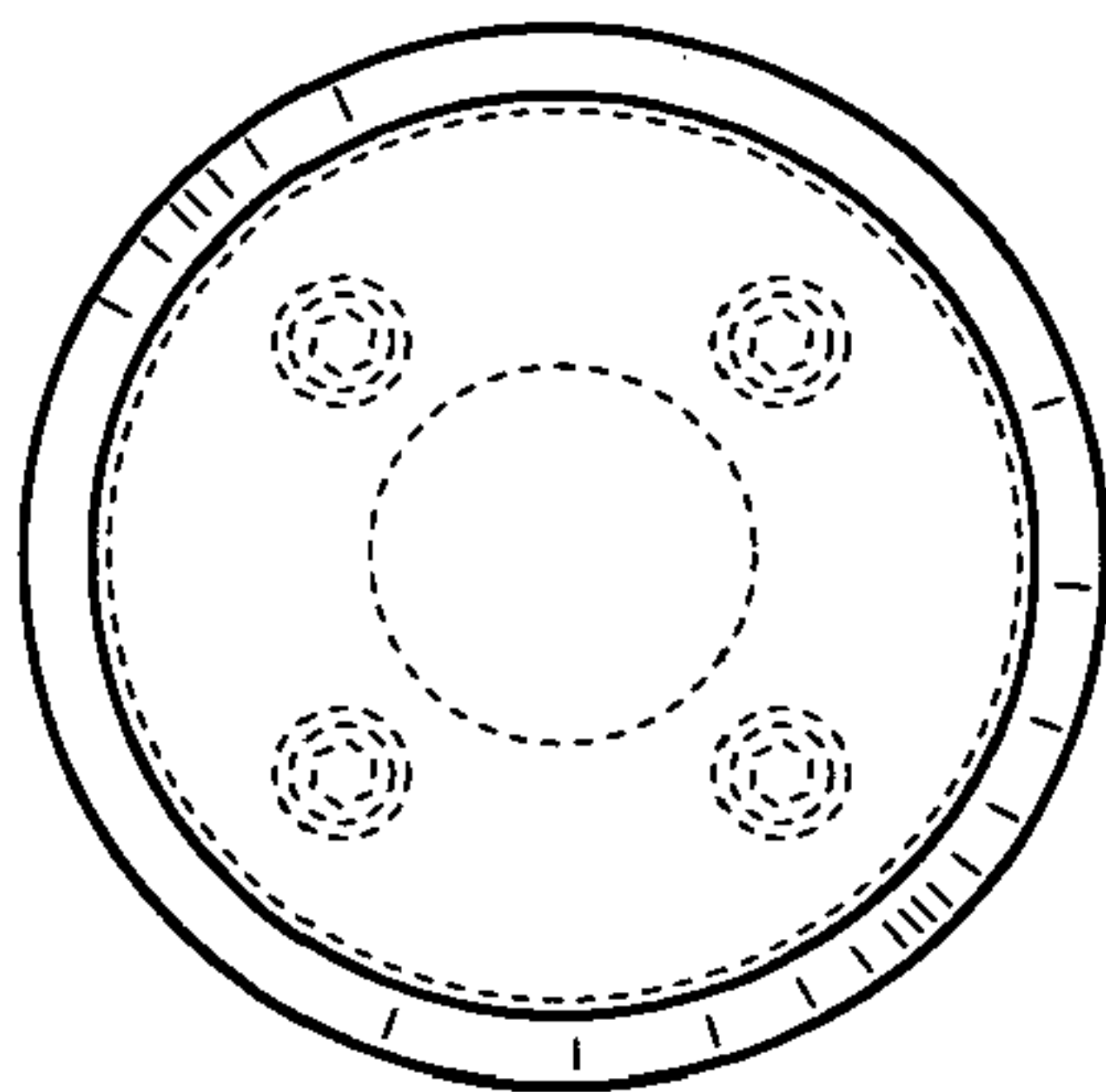




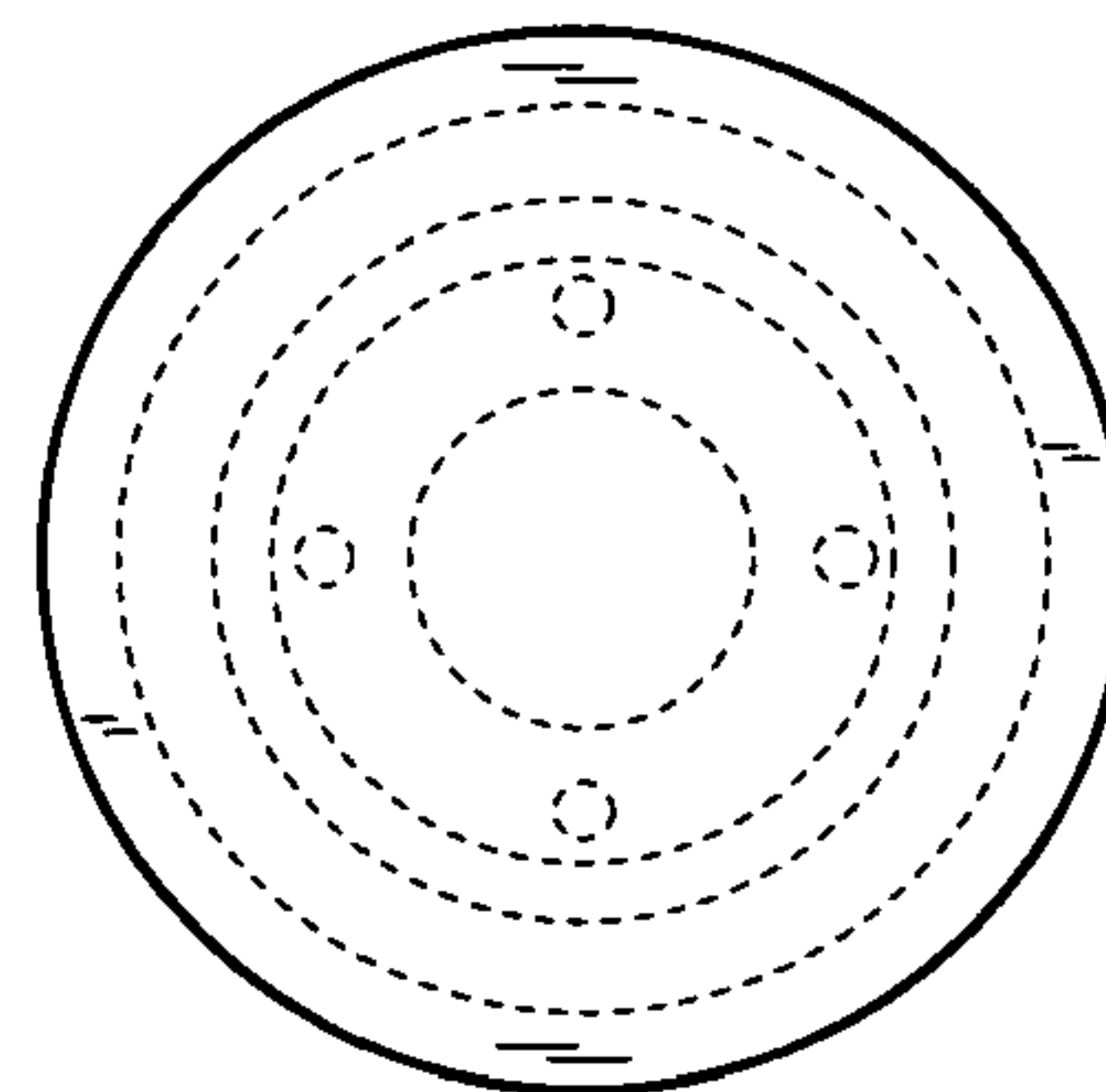
**Fig. 1**



**Fig. 2**



**Fig. 3**



**Fig. 4**