



US00D648203S

(12) **United States Design Patent**  
**Avery et al.**

(10) **Patent No.:** **US D648,203 S**

(45) **Date of Patent:** **\*\* Nov. 8, 2011**

(54) **CUTTING TOOL WITH MULTIPLE  
SCISSORS**

(75) Inventors: **Lisa A. Avery**, Tinley Park, IL (US);  
**Miriam N. Smith**, Chicago, IL (US)

(73) Assignee: **LIMIRI LLC**, Tinley Park, IL (US)

(\*\*) Term: **14 Years**

(21) Appl. No.: **29/363,102**

(22) Filed: **Jun. 4, 2010**

(51) **LOC (9) Cl.** ..... **08-05**

(52) **U.S. Cl.** ..... **D8/105; D8/57**

(58) **Field of Classification Search** ..... D8/99,  
D8/58, 55, 52, 356, 107, 105, 57; D19/65;  
81/440, 427.5; 7/160, 135, 138, 128, 118;  
30/298.4, 162, 161, 155

See application file for complete search history.

(56) **References Cited**

**U.S. PATENT DOCUMENTS**

2,387,053	A	10/1945	Brown	
2,491,712	A	12/1949	Campbell	
2,508,706	A	5/1950	Cohn	
4,203,208	A	5/1980	Tausendfreundt et al.	
D258,042	S *	1/1981	Backstrom	..... D8/57
D308,462	S	6/1990	Komatsu	
D318,070	S	7/1991	Amagaya	
5,280,659	A	1/1994	Park	

(Continued)

**OTHER PUBLICATIONS**

Quick Snippers. Downloaded Jan. 13, 2011 at [http://www.quicknippers.com/Quick-Snippers-by-LIMIRI-LLC/dp/B003UNOVRM.\\*](http://www.quicknippers.com/Quick-Snippers-by-LIMIRI-LLC/dp/B003UNOVRM.*)

(Continued)

*Primary Examiner* — Philip S Hyder

*Assistant Examiner* — Roselynn Cody

(74) *Attorney, Agent, or Firm* — Brinks Hofer Gilson & Lione

(57) **CLAIM**

The ornamental design for a cutting tool with multiple scissors, as shown and described.

**DESCRIPTION**

FIG. 1 is a perspective view of a cutting tool with multiple scissors of the present invention;

FIG. 2 is a top view thereof;

FIG. 3 is a first side view thereof;

FIG. 4 is a bottom view thereof;

FIG. 5 is a second side view thereof;

FIG. 6 is a first end view thereof;

FIG. 7 is a second end view thereof;

FIG. 8 is a perspective view thereof, where the first scissors is shown in an operational position and the remaining scissors are shown in a stored position;

FIG. 9 is a perspective view thereof, where the second scissors is shown in the operational position and the remaining scissors are shown in the stored position;

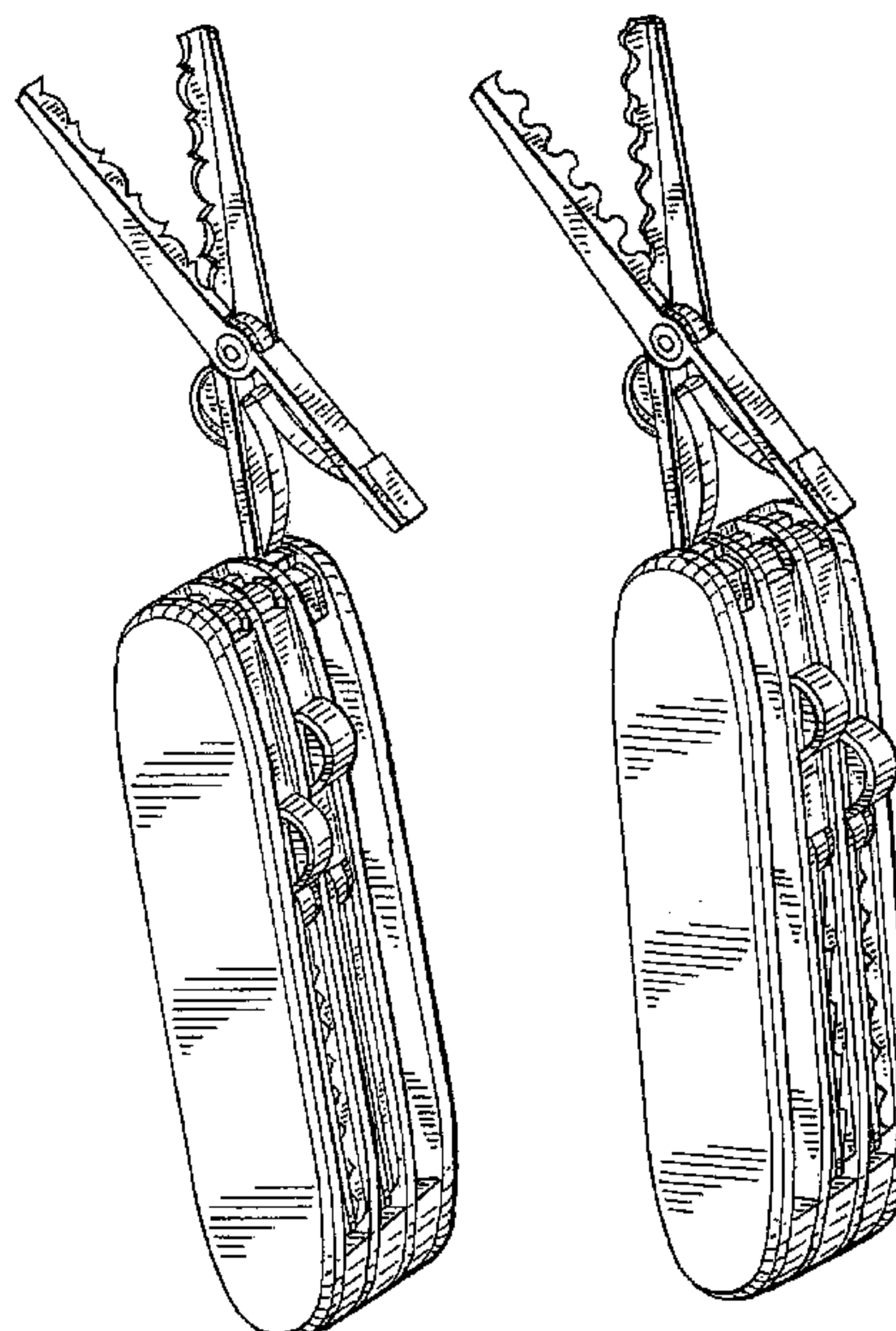
FIG. 10 is a perspective view thereof, where the third scissors is shown in the operational position and the remaining scissors are shown in the stored position;

FIG. 11 is a perspective view thereof, where the fourth scissors is shown in the operational position and the remaining scissors are shown in the stored position;

FIG. 12 is a perspective view of thereof, where the fifth scissors is shown in the operational position and the remaining scissors are shown in the stored position; and,

FIG. 13 is a perspective view thereof, where the sixth scissors is shown in the operational position and the remaining scissors are shown in the stored position.

**1 Claim, 5 Drawing Sheets**



# US D648,203 S

Page 2

## U.S. PATENT DOCUMENTS

D382,190 S 8/1997 Blackston et al.  
D389,030 S 1/1998 Wensley  
5,758,422 A 6/1998 Frank  
5,857,268 A 1/1999 Park  
D410,189 S 5/1999 Wehrs et al.  
5,946,752 A 9/1999 Parrish  
5,950,265 A 9/1999 Allen et al.  
5,979,959 A 11/1999 Rivera  
6,065,213 A 5/2000 Rivera  
6,220,127 B1 4/2001 Berg et al.  
D447,041 S 8/2001 Rivera  
6,273,582 B1 8/2001 Taggart et al.  
D448,267 S 9/2001 Jean et al.  
6,286,745 B1 9/2001 Ackeret  
6,389,625 B1 5/2002 Rivera  
6,389,626 B1 5/2002 Hung  
D462,002 S 8/2002 Jean et al.

D472,124 S 3/2003 Park  
6,698,049 B2 3/2004 McLoudrey  
D494,438 S 8/2004 Falkenstein et al.  
6,948,409 B2 9/2005 Ackeret et al.  
6,957,466 B2 10/2005 Rivera  
7,051,627 B2 5/2006 Rivera  
7,204,022 B2 4/2007 Tsuda  
7,353,736 B2 4/2008 Poehlmann  
D600,526 S \* 9/2009 Avery et al. .... D8/105  
2009/0293284 A1 12/2009 Avery et al.

## OTHER PUBLICATIONS

“Swiss army knife shop Switzerland MiniChamp Victorinox”;  
printed from the Internet at <http://www.swiss-knife.com/asp/detail.asp?lan=EN&code=0.6385&shop=SK>; dated Apr. 18, 2008; 1 page.

\* cited by examiner

FIG. 1

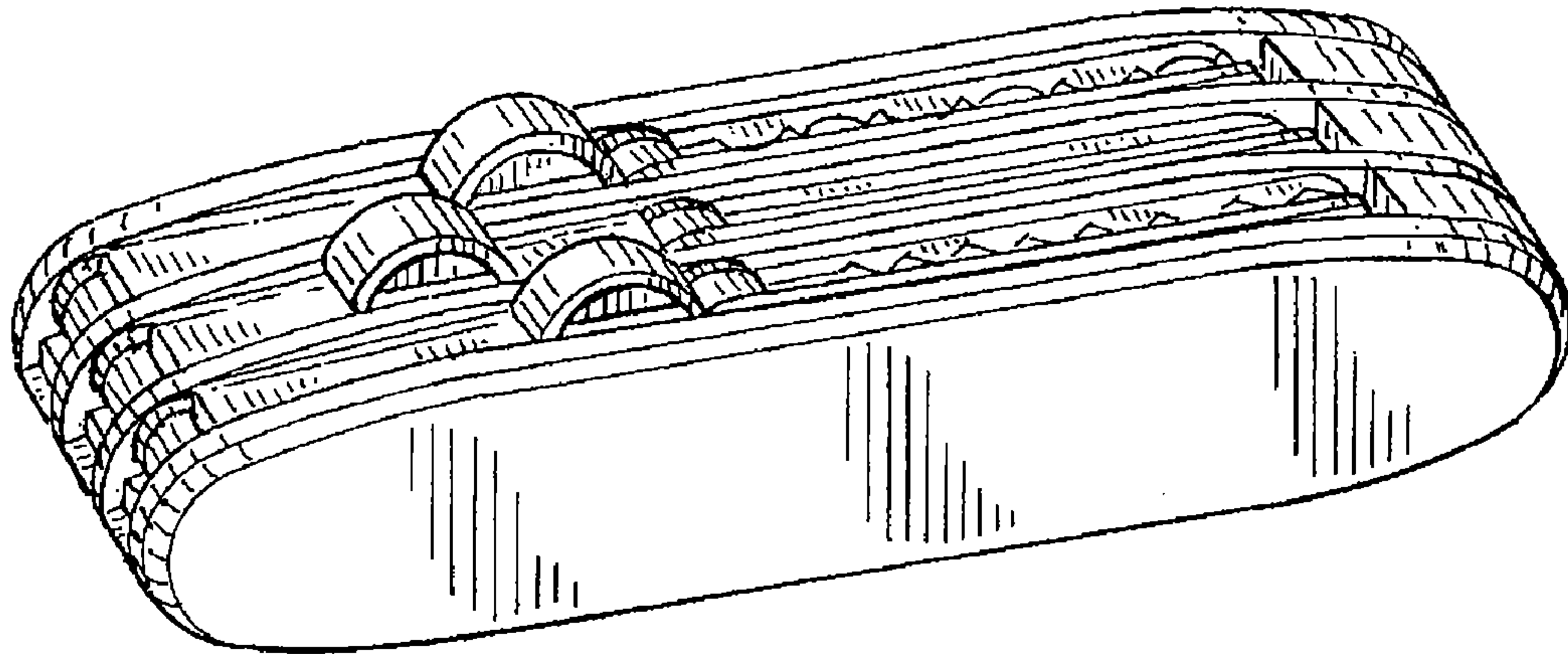


FIG. 2

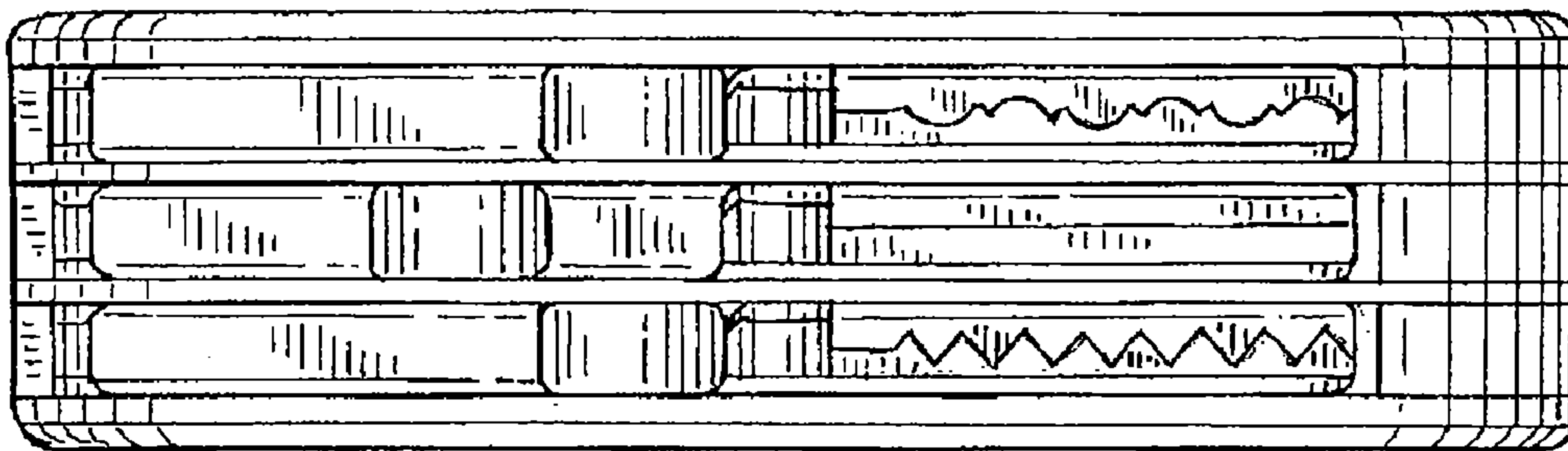


FIG. 3

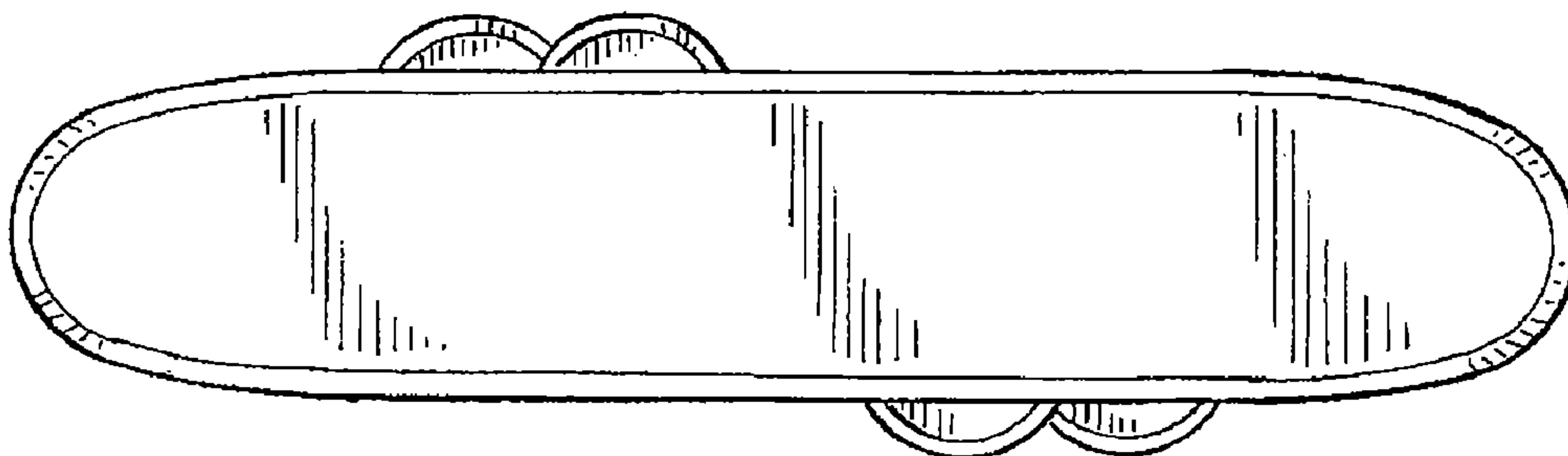


FIG. 4

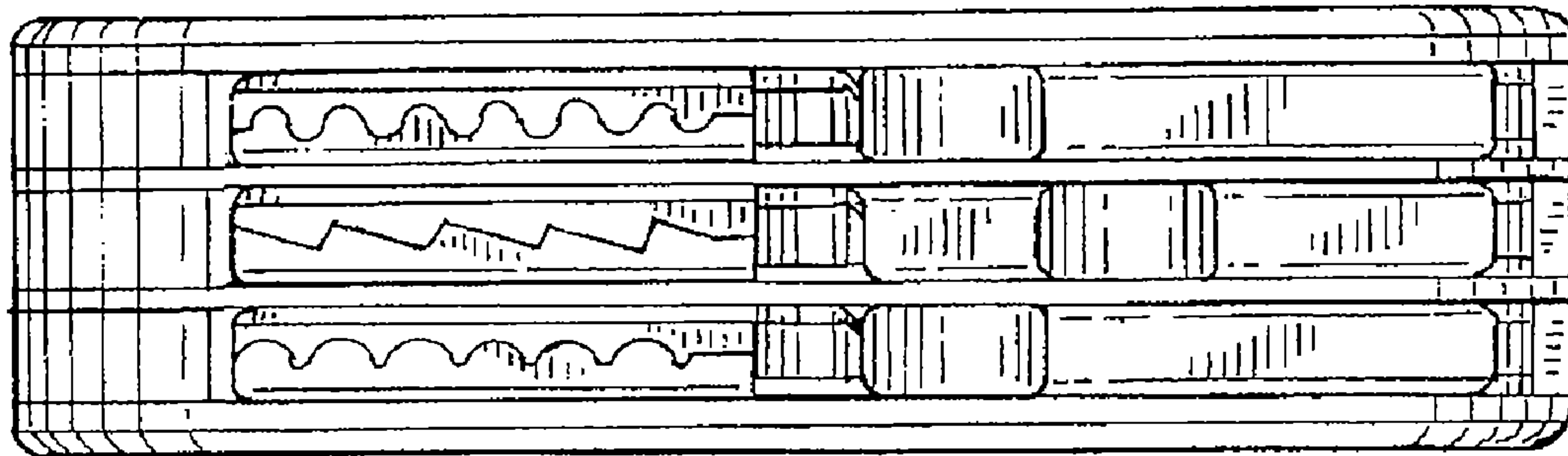


FIG. 5

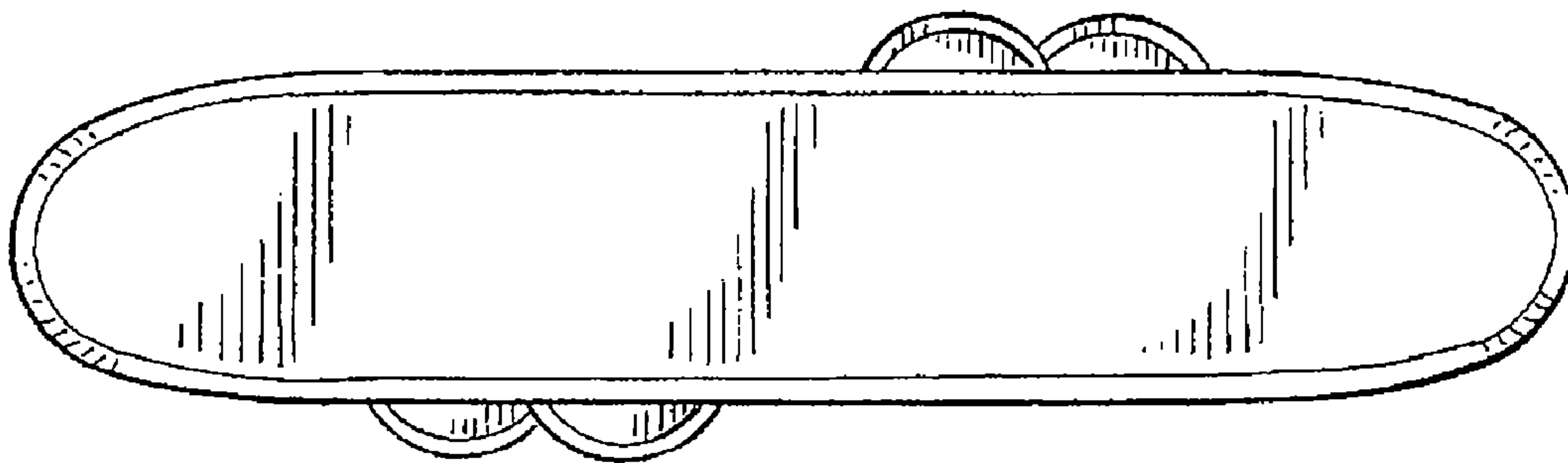


FIG. 6

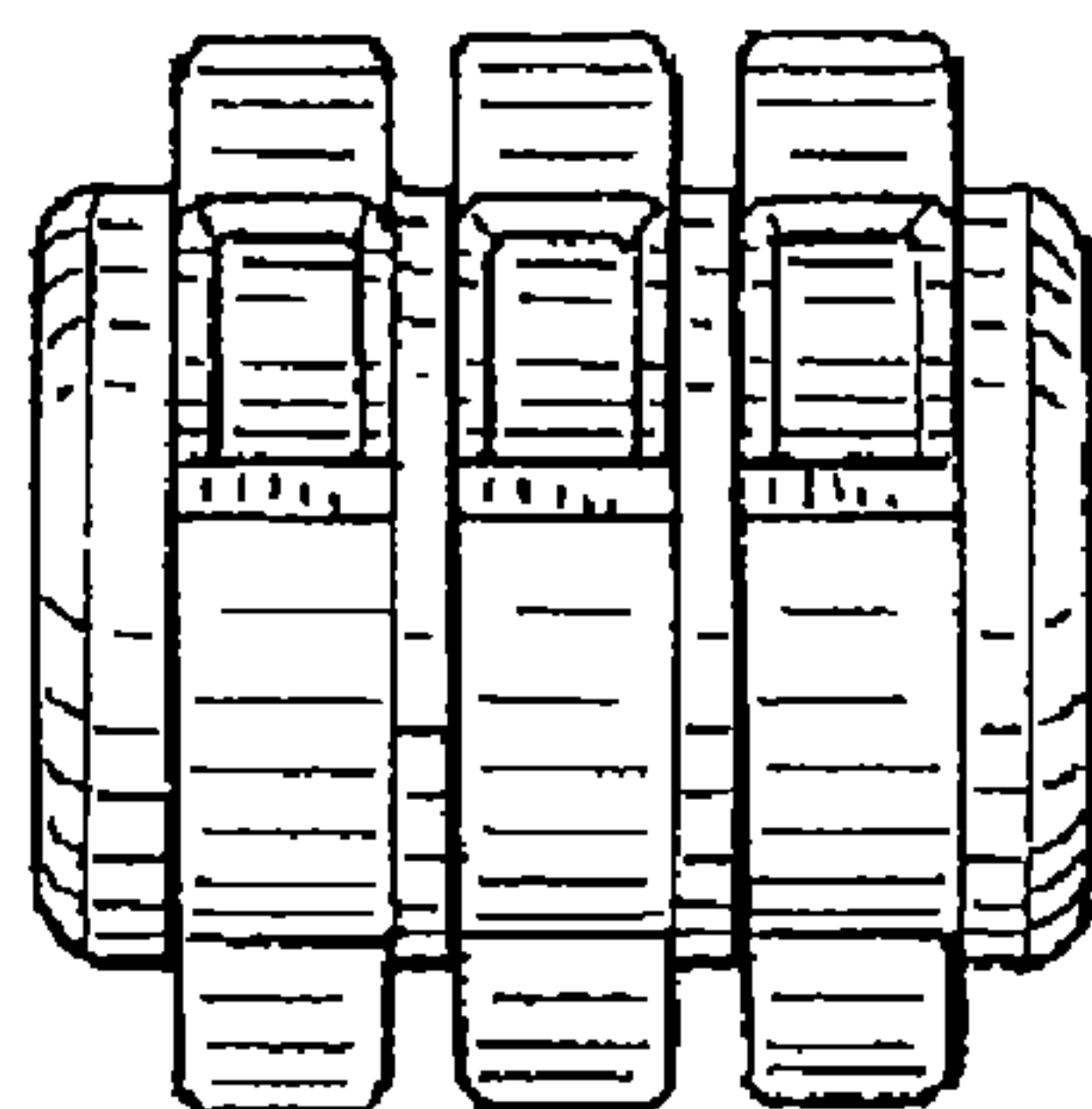


FIG. 7

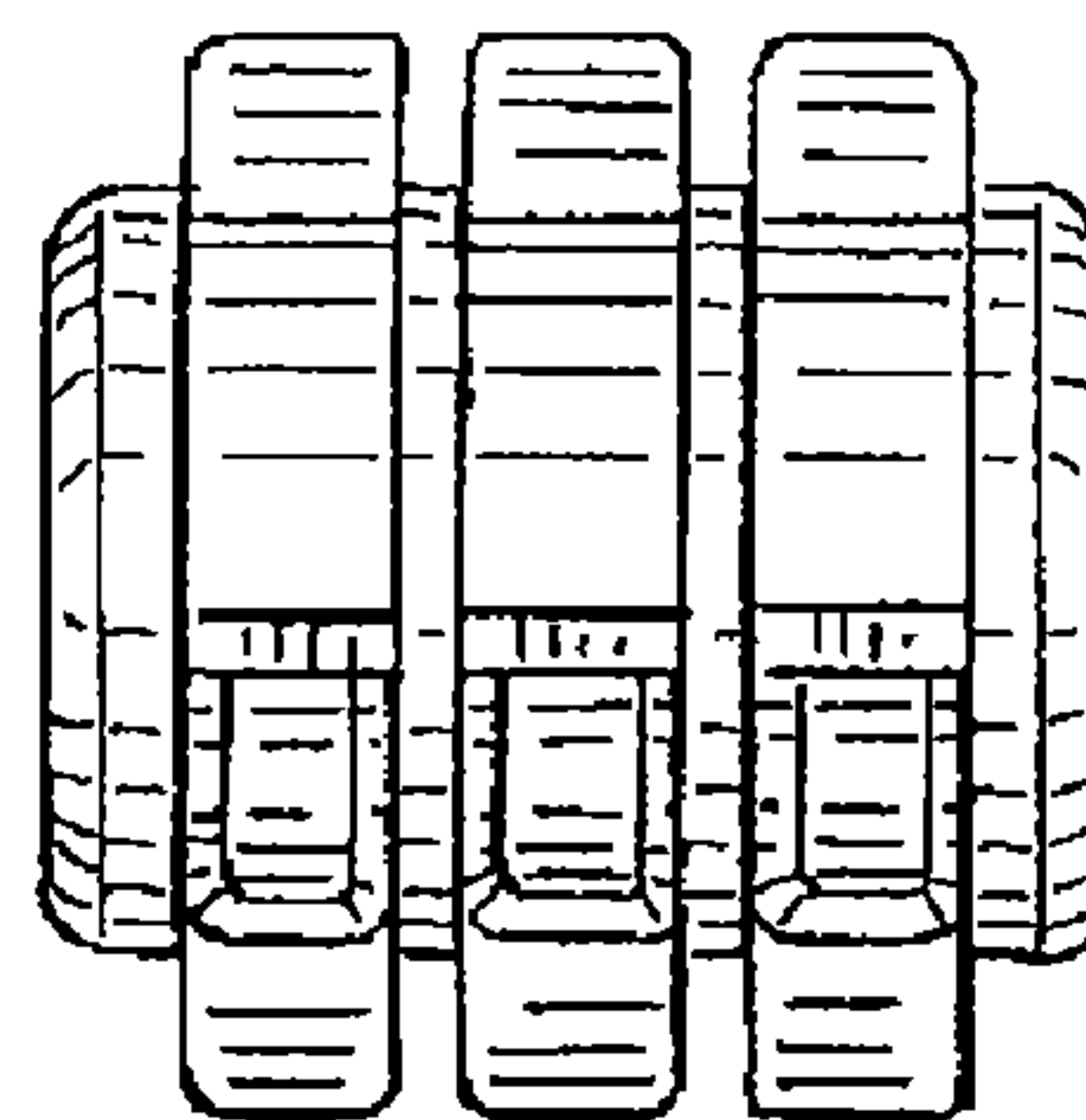




FIG. 8

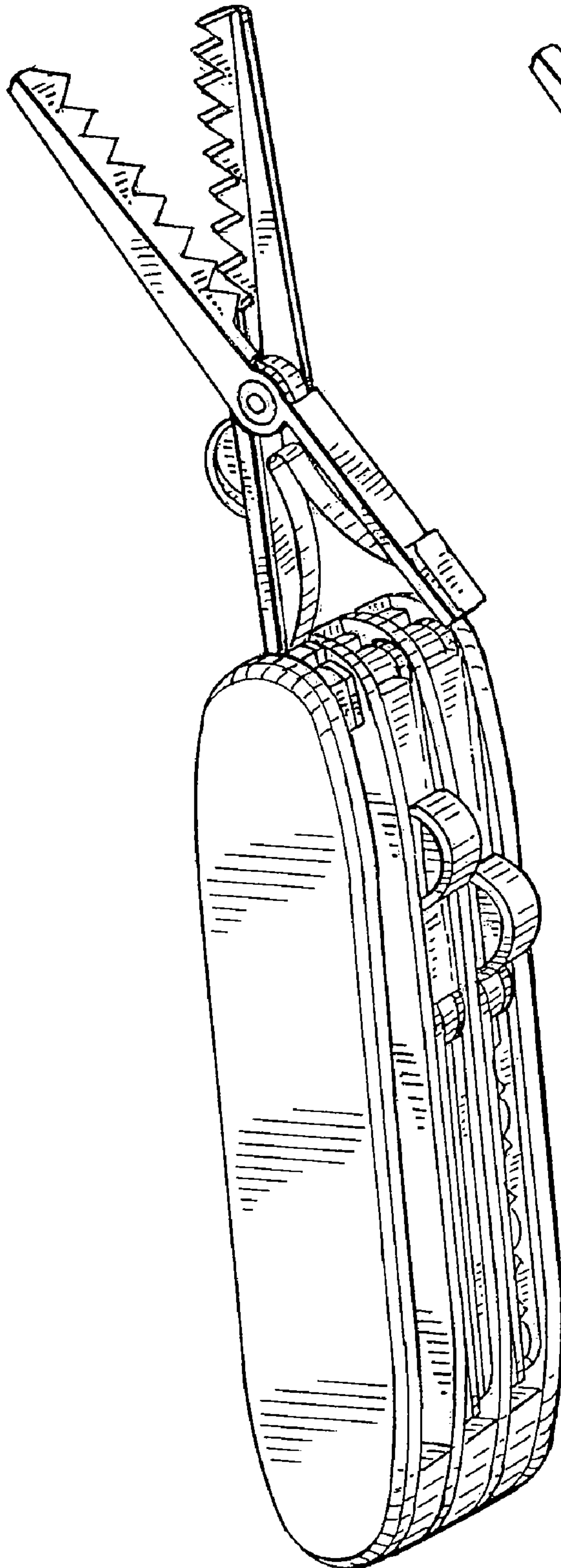


FIG. 9

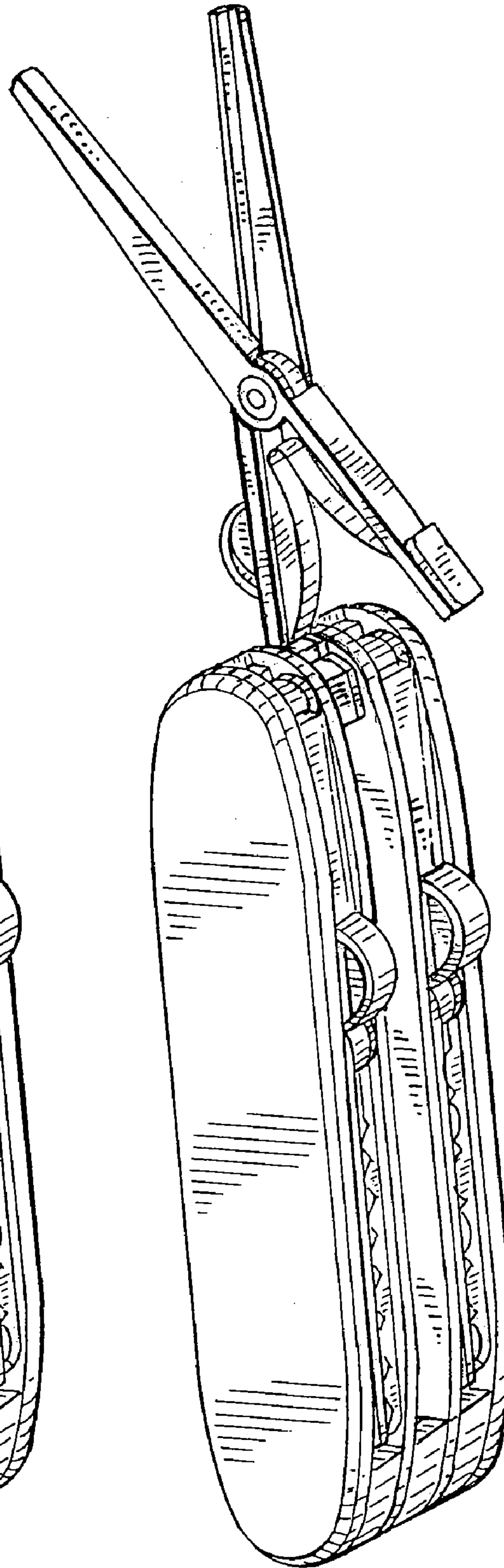


FIG. 10

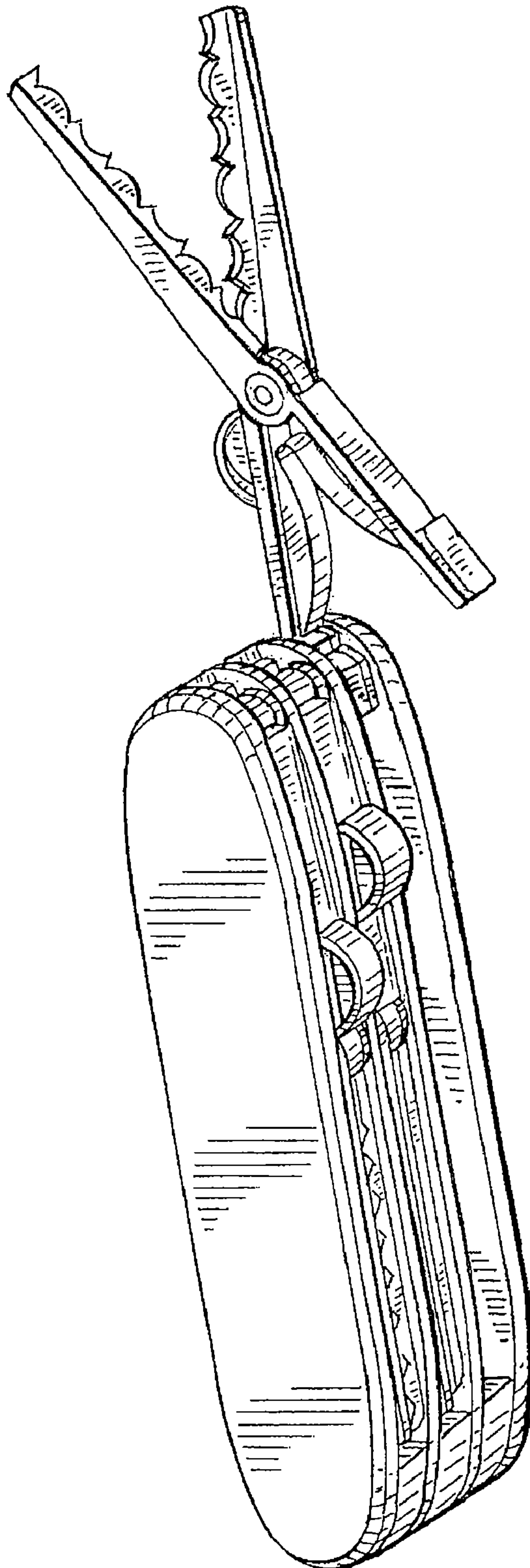


FIG. 11

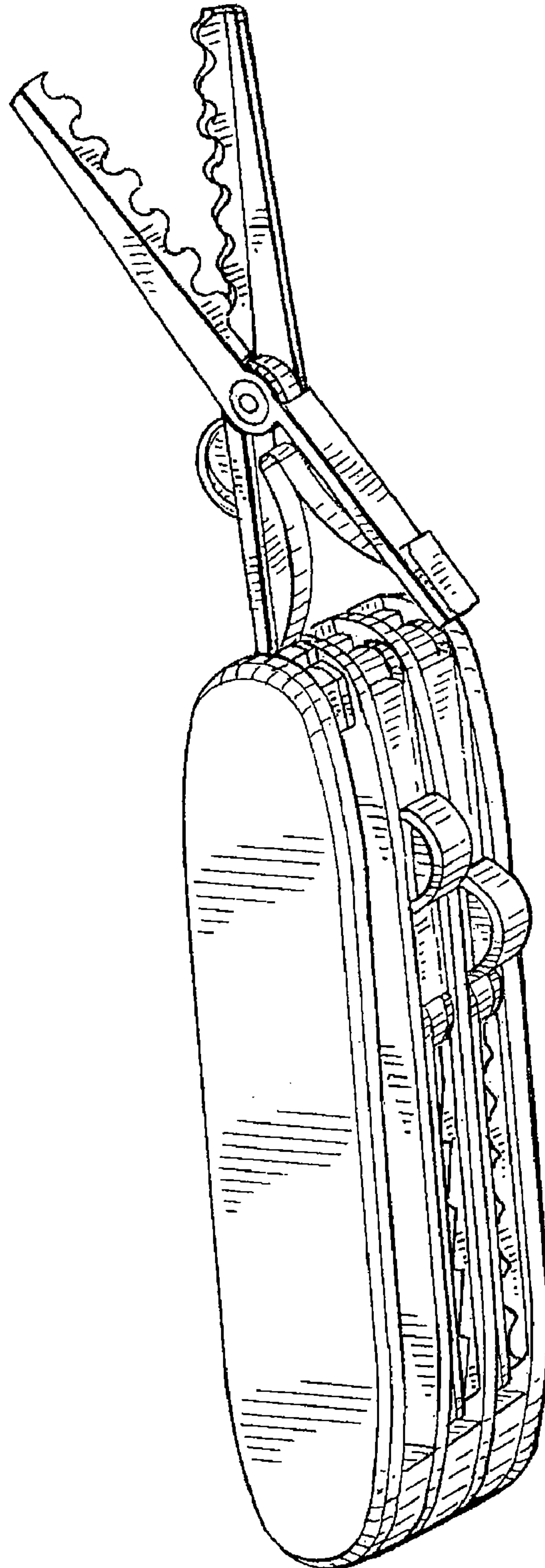


FIG. 12

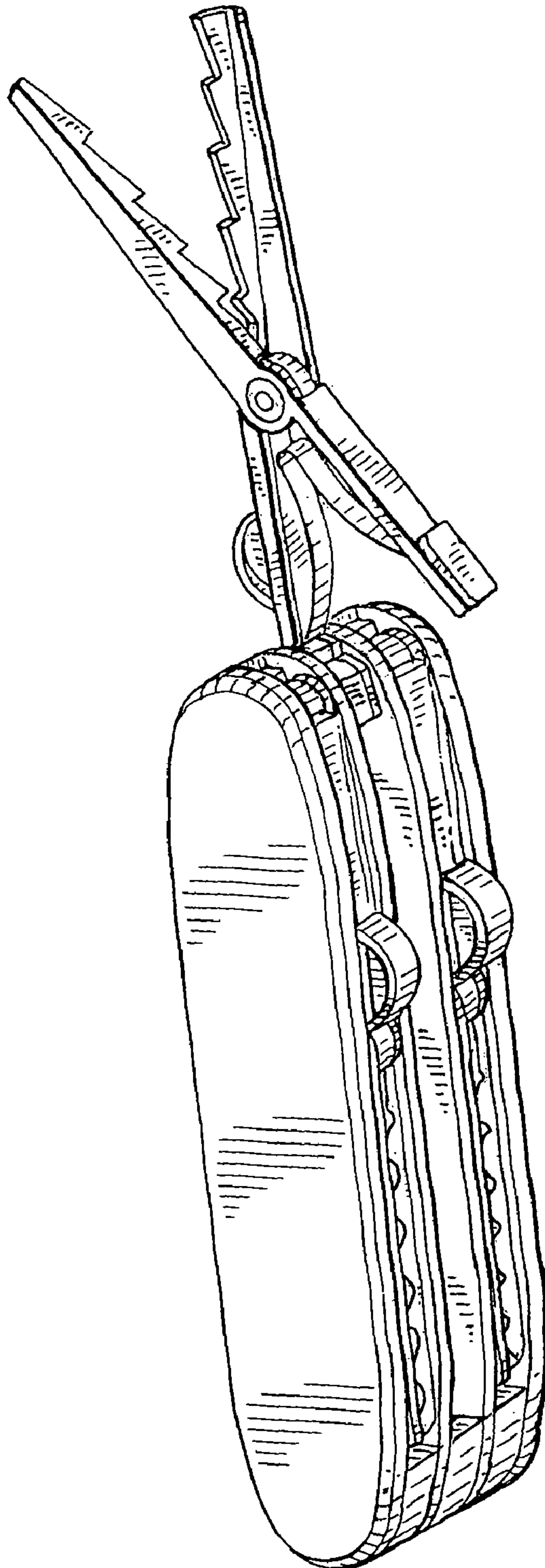


FIG. 13

