



US00D648175S

(12) **United States Design Patent**
Zemel

(10) **Patent No.:** **US D648,175 S**
(45) **Date of Patent:** **** Nov. 8, 2011**

(54) **OVERSIZED DEEP GRILLING TOPPER**

(75) Inventor: **Marc Zemel**, Old Bethpage, NY (US)

(73) Assignee: **Mr. Bar-B-Q, Inc.**, Old Bethpage, NY (US)

(**) Term: **14 Years**

(21) Appl. No.: **29/388,194**

(22) Filed: **Mar. 25, 2011**

(51) **LOC (9) Cl.** **07-02**

(52) **U.S. Cl.** **D7/409; D7/354**

(58) **Field of Classification Search** D3/307;
D6/511, 601; D7/323, 329-332, 337, 339,
D7/346-347, 350.1-350.4, 354-363, 391,
D7/393, 395, 402, 408-409, 505, 538, 542,
D7/549, 587, 667; D15/89; D30/161; D32/3;
99/324-325, 331-332, 337-340, 396, 400-418,
99/425, 444-446, 450; 119/161, 166; 126/9 R,
126/25 A, 25 R, 41 R, 166, 275 R, 332, 380.1,
126/390.1; 206/501-505, 507-508; 219/400,
219/405, 435-442, 620-624, 725, 730-735;
220/485, 491, 573.1-573.5, 759, 912; 426/438,
426/441, 523

See application file for complete search history.

(56) **References Cited**

U.S. PATENT DOCUMENTS

1,819,660	A	*	8/1931	Stone	99/446
D183,298	S	*	8/1958	Browne	D7/409
2,868,189	A	*	1/1959	Watrous	126/25 A
D241,777	S	*	10/1976	Allman	D15/89
5,701,844	A	*	12/1997	Murphy	119/166
D389,015	S	*	1/1998	Karroll	D7/409
D395,548	S	*	6/1998	Morissette	D3/307

D404,854	S	*	1/1999	Howarth	D30/161
D416,165	S	*	11/1999	Zemel	D7/359
D417,124	S	*	11/1999	Chen	D7/409
D481,179	S	*	10/2003	Wendt et al.	D32/3
7,340,994	B2	*	3/2008	Bruno et al.	99/450
D588,399	S	*	3/2009	Vrbank	D7/359
D604,556	S	*	11/2009	Zemel	D7/359
D608,146	S	*	1/2010	Zemel	D7/409
D621,655	S	*	8/2010	Zemel	D7/409
D624,787	S	*	10/2010	Adams et al.	D7/409
D634,570	S	*	3/2011	Lin	D6/511
D635,825	S	*	4/2011	Borovicka et al.	D7/409
D639,603	S	*	6/2011	Degnan	D7/360
2006/0219233	A1	*	10/2006	Sorenson et al.	126/9 R

* cited by examiner

Primary Examiner — Ricky Pham

(74) *Attorney, Agent, or Firm* — Kalow & Springut, LLP

(57) **CLAIM**

The ornamental design for an oversized deep grilling topper, as shown and described.

DESCRIPTION

FIG. 1 is a front perspective view of the oversized deep grilling topper.

FIG. 2 is a left side view of the oversized deep grilling topper.

FIG. 3 is a top side view of the oversized deep grilling topper.

FIG. 4 is a right side view of the oversized deep grilling topper.

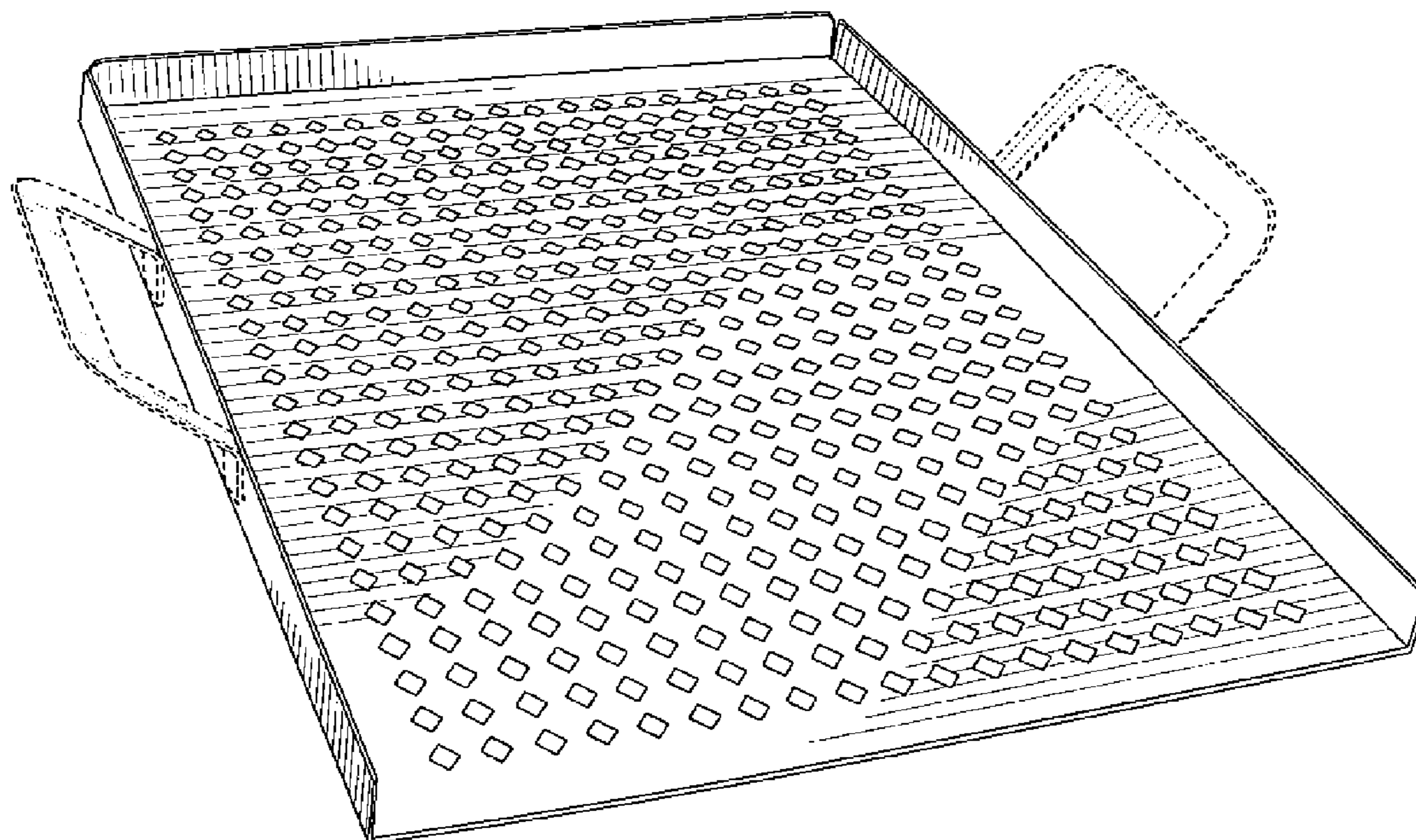
FIG. 5 is a back view of the oversized deep grilling topper.

FIG. 6 is a bottom view of the oversized deep grilling topper; and,

FIG. 7 is a front view of the oversized deep grilling topper.

The broken lines shown in the drawings are for illustrative purposes only and form no part of the claimed design.

1 Claim, 3 Drawing Sheets



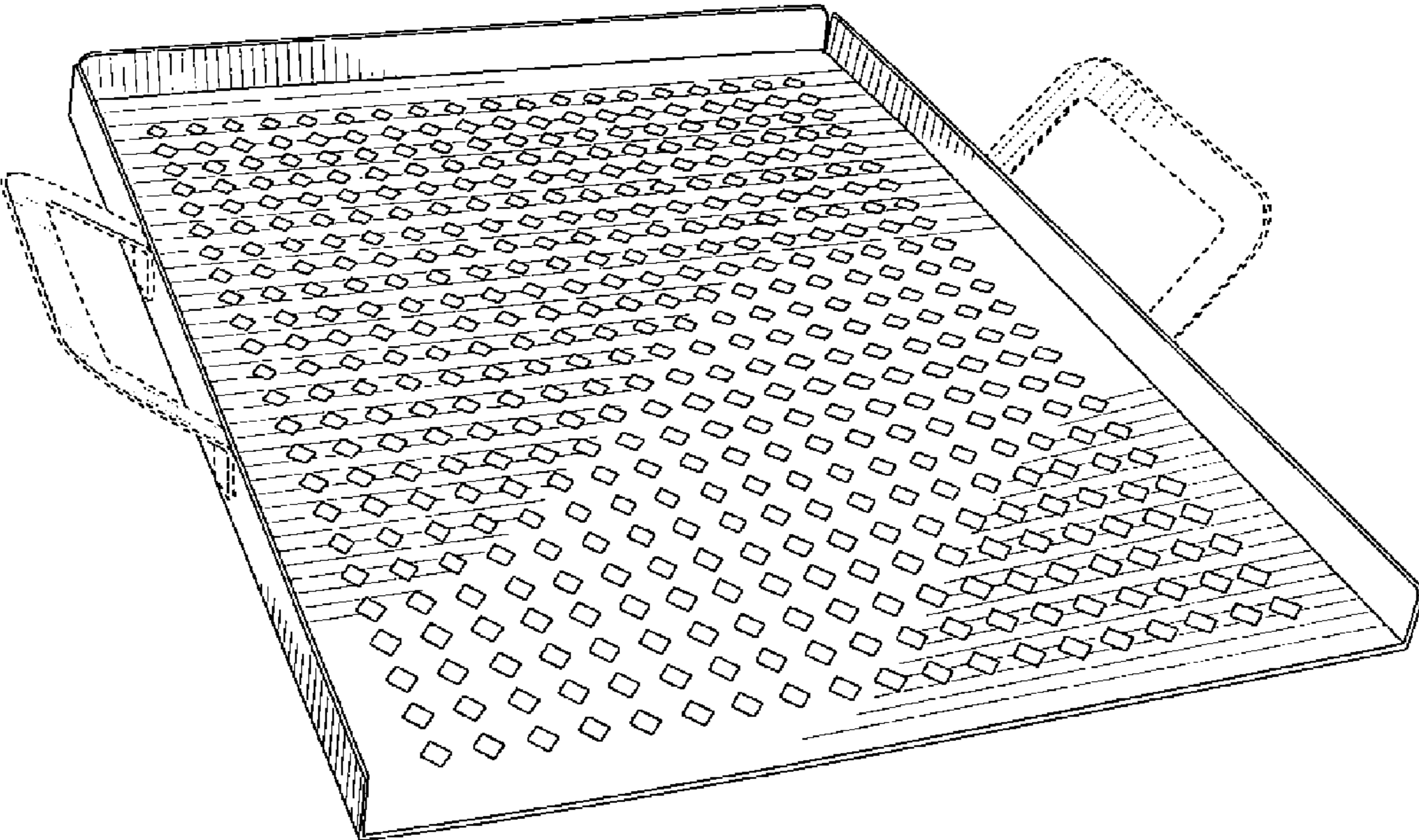


FIG. 1

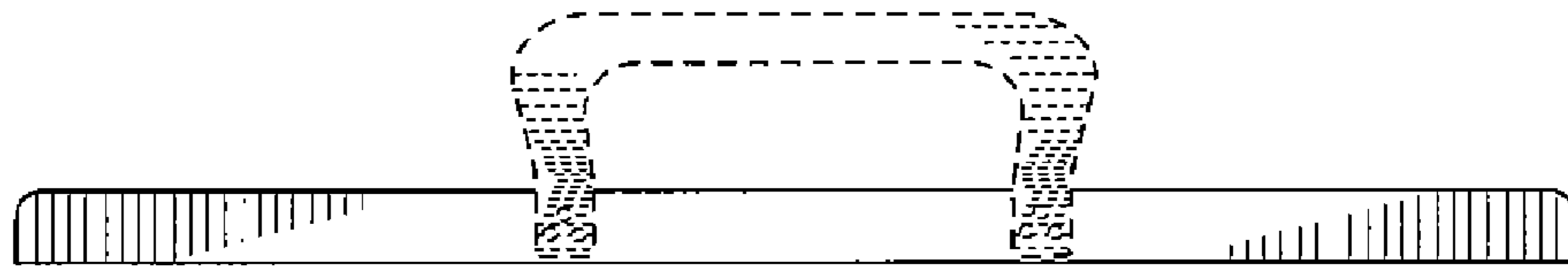


FIG. 2

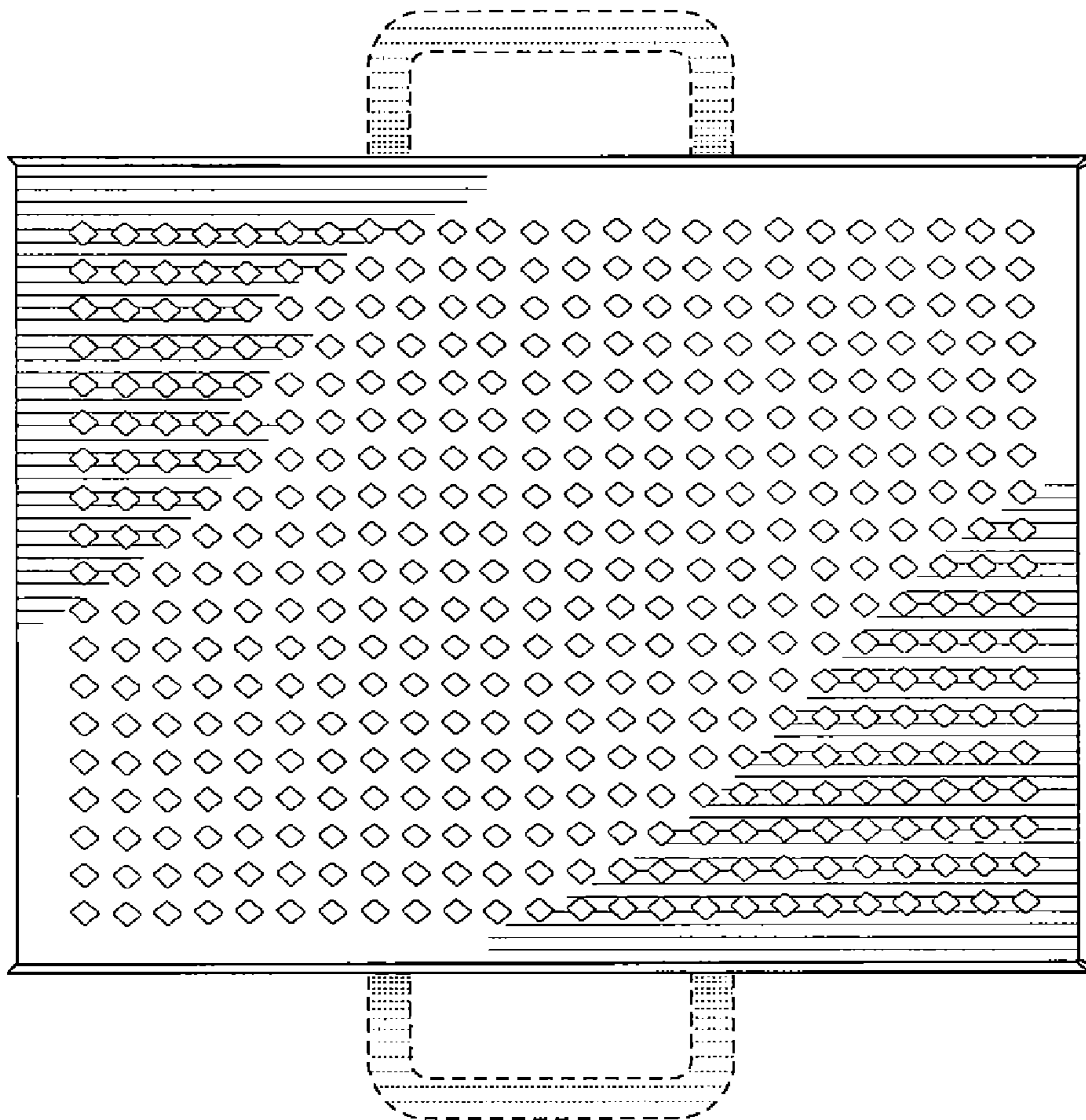


FIG. 3

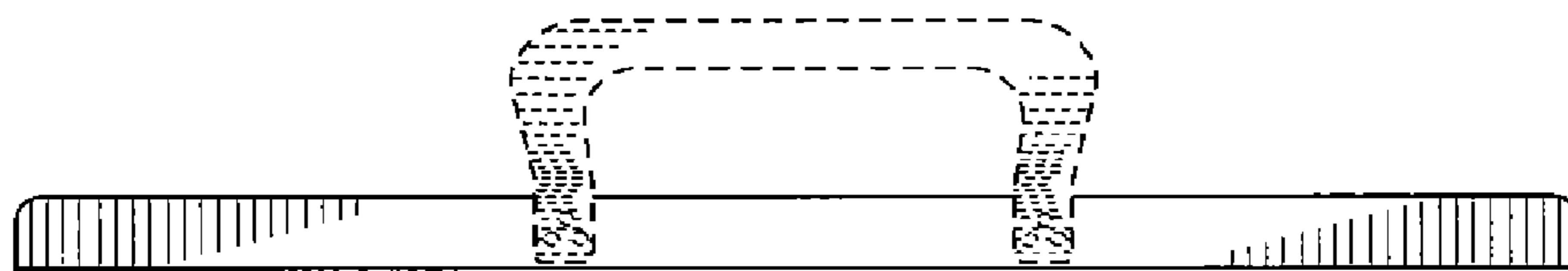


FIG. 4

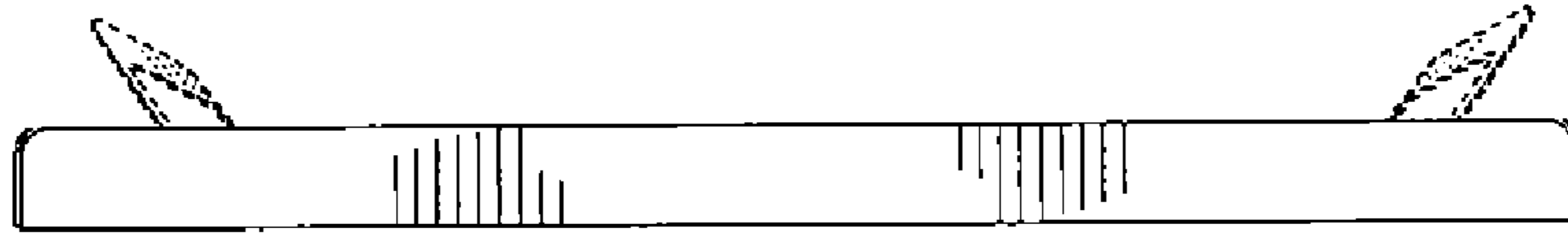


FIG. 5

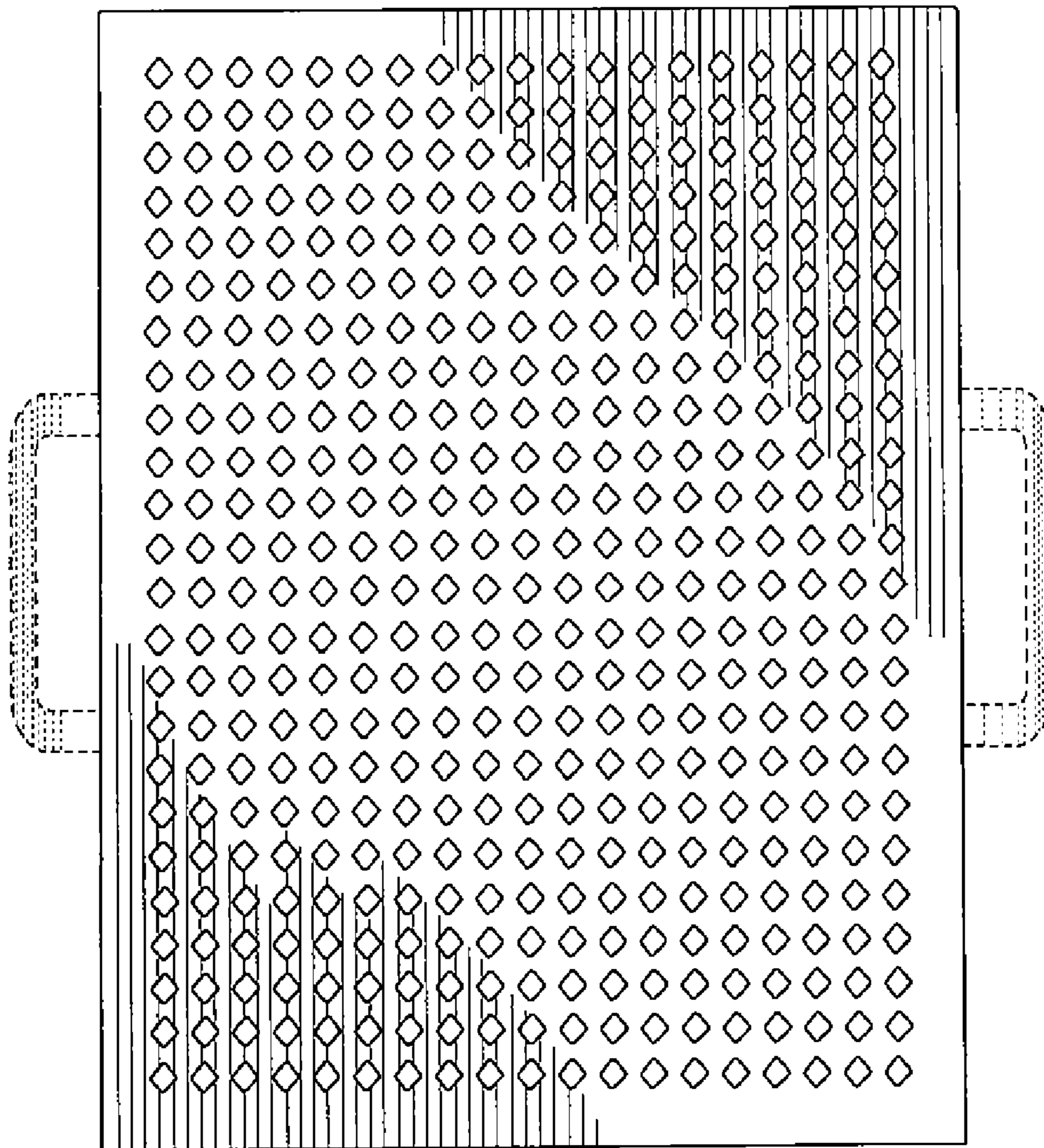


FIG. 6



FIG. 7