

US00D648174S

(12) **United States Design Patent**
Lu

(10) **Patent No.:** **US D648,174 S**
(45) **Date of Patent:** **** Nov. 8, 2011**

- (54) **BARBEQUE GRILL RACK**
 - (75) Inventor: **James Lu**, Alpharetta, GA (US)
 - (73) Assignee: **International Business Corporation**, Alpharetta, GA (US)
 - (**) Term: **14 Years**
 - (21) Appl. No.: **29/373,678**
 - (22) Filed: **May 10, 2011**
 - (51) **LOC (9) Cl.** **07-02**
 - (52) **U.S. Cl.** **D7/409; D7/354**
 - (58) **Field of Classification Search** D6/462, D6/513, 566; D7/323, 329–332, 337, 339, D7/346–347, 350.1–350.4, 354–363, 391, D7/393, 395, 402, 409, 538, 542, 587, 667; 99/324–325, 331–332, 337–340, 369, 403–418, 99/425–426, 444, 450; 119/161, 166; 126/25 A, 126/41 R, 275 R, 380.1, 390.1; 206/501–505, 206/507–508; 211/41.2, 57.1, 74, 85.4, 106, 211/181.1; 219/400, 405, 435–442, 620–624, 219/725, 730–735; 220/485, 491, 573.1–573.5, 220/759, 912; 248/94; 312/266; 422/300; 426/438, 441, 523
- See application file for complete search history.

3,858,835	A *	1/1975	Baren	248/94
3,955,682	A *	5/1976	Baren	211/74
4,350,253	A *	9/1982	Rusteberg	211/74
4,572,379	A *	2/1986	Wallo	211/57.1
4,830,197	A *	5/1989	Wallo	211/57.1
D314,487	S *	2/1991	Bajek et al.	D6/566
5,433,930	A *	7/1995	Taschner	422/300
D365,481	S *	12/1995	McKeon	D6/513
D390,056	S *	2/1998	Pujals, Jr.	D6/566
D401,461	S *	11/1998	Laga	D6/566
5,840,261	A *	11/1998	Monch	422/300
6,827,006	B1 *	12/2004	D'Amato et al.	99/426
7,281,469	B1 *	10/2007	Barbour et al.	99/426
7,469,792	B1 *	12/2008	Lin	211/74
7,520,397	B1 *	4/2009	Segale	211/106
D623,015	S *	9/2010	D'Amato et al.	D7/409
7,828,160	B2 *	11/2010	Lin	211/181.1
2005/0269277	A1 *	12/2005	Su	211/74
2007/0205171	A1 *	9/2007	Iwata	211/181.1

* cited by examiner

Primary Examiner — Ricky Pham
(74) *Attorney, Agent, or Firm* — Rodgers & Rodgers

(57) **CLAIM**
The ornamental design for a barbecue grill rack, as shown and described.

DESCRIPTION

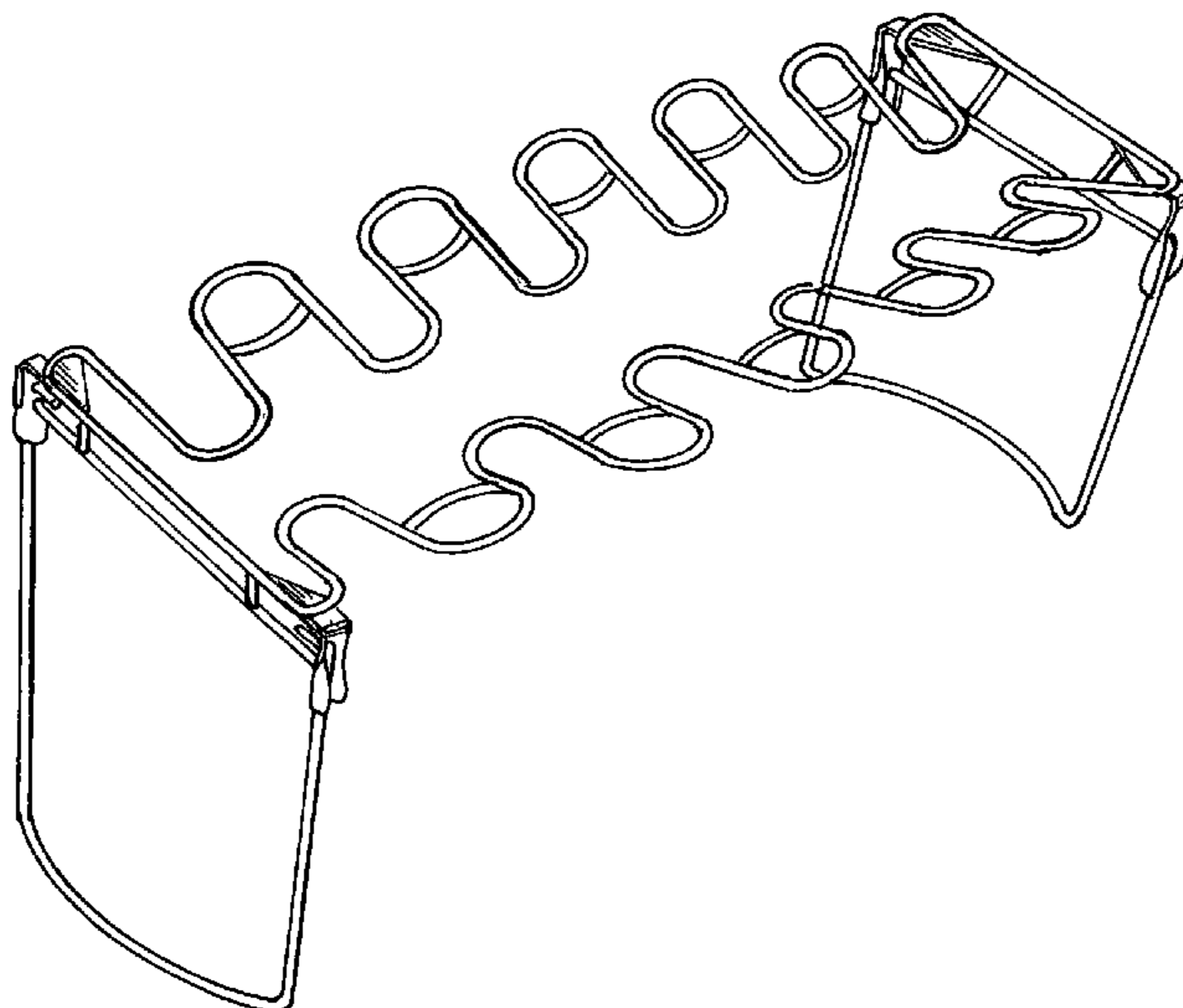
FIG. 1 is a perspective view of a barbecue grill rack showing my new design;
FIG. 2 is a top plan view thereof;
FIG. 3 is a front elevational view thereof, the rear being the same in appearance;
FIG. 4 is a bottom plan view thereof; and,
FIG. 5 is a left-side elevational view thereof, the right side being the same in appearance.

1 Claim, 2 Drawing Sheets

(56) **References Cited**

U.S. PATENT DOCUMENTS

1,514,375	A *	11/1924	Crimmel	211/74
1,947,932	A *	2/1934	Fante	211/85.4
D162,925	S *	4/1951	Berkowitz	D6/462
2,956,686	A *	10/1960	Garey	211/74
3,131,011	A *	4/1964	Rittenberry	312/266
3,214,031	A *	10/1965	McCauley	211/41.2
3,532,225	A *	10/1970	Reed	211/181.1



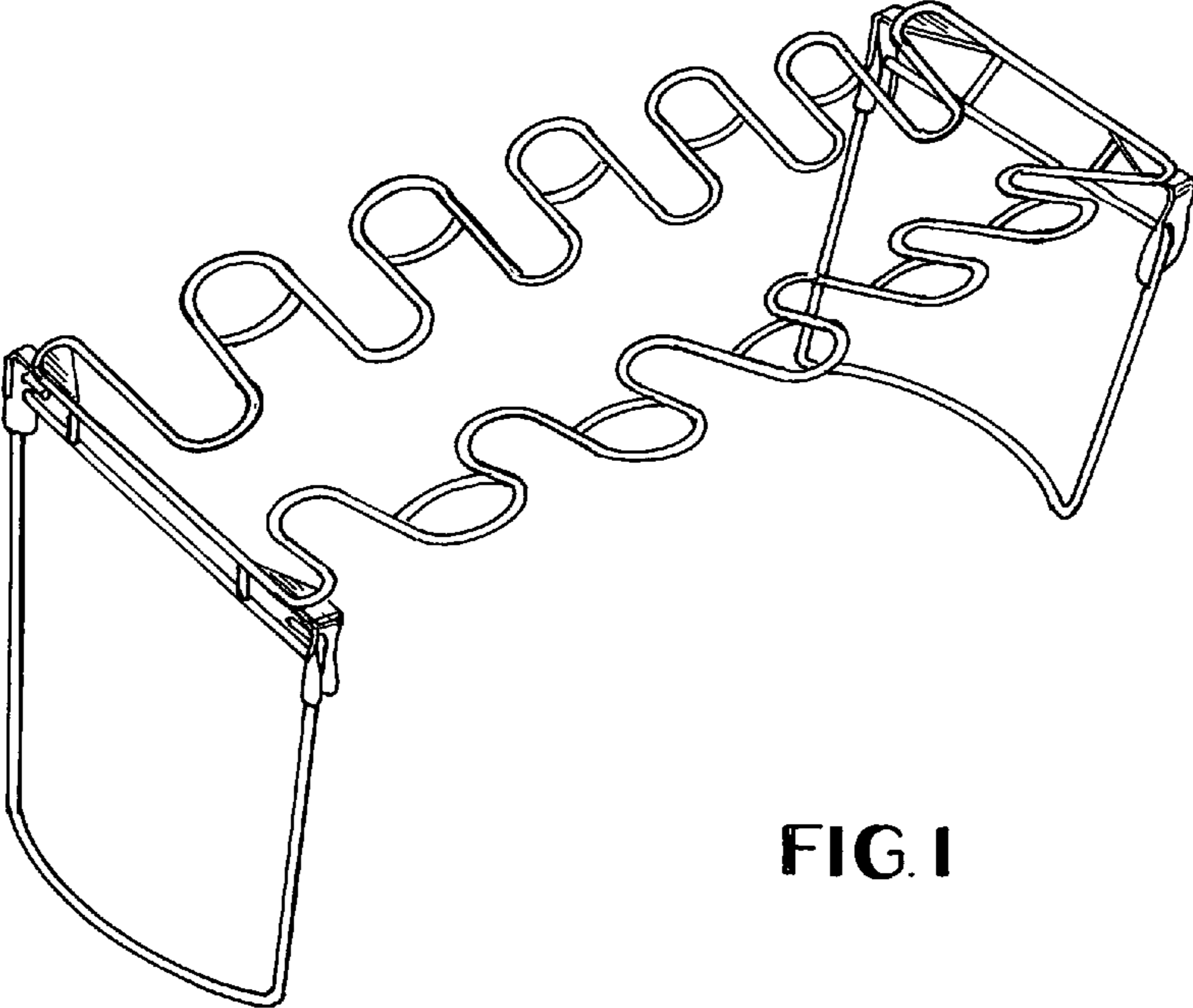


FIG. 1

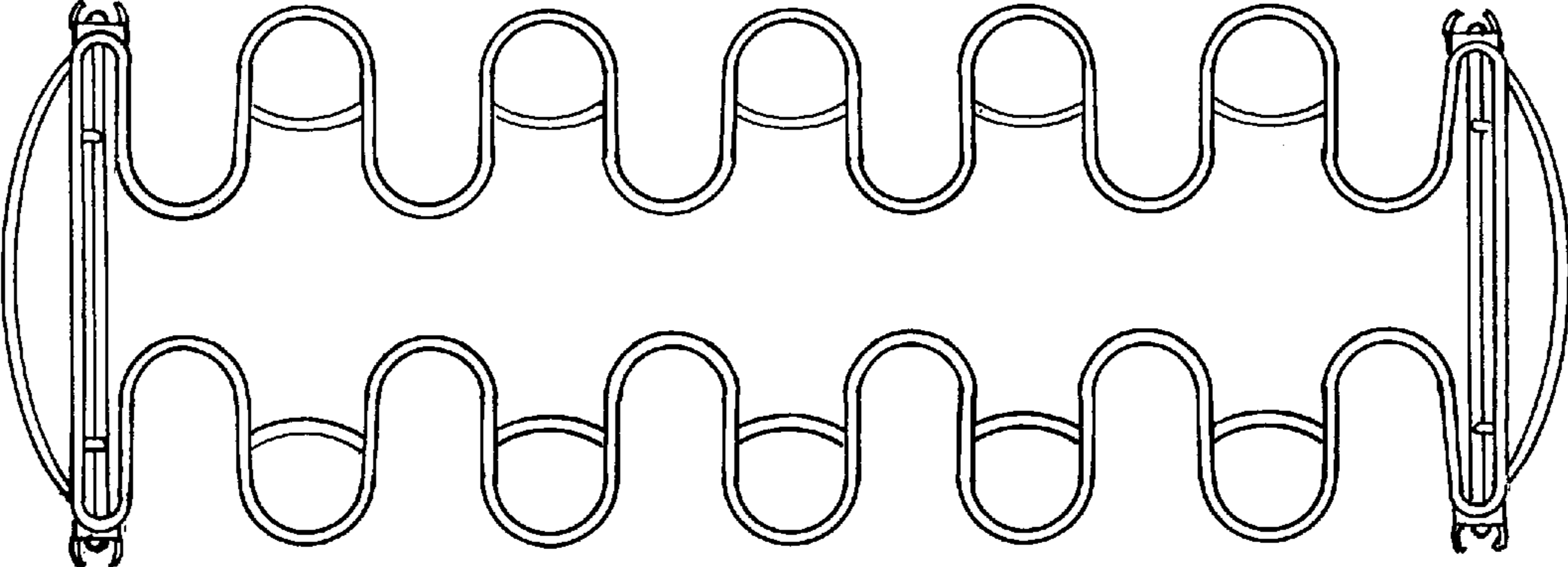


FIG. 2

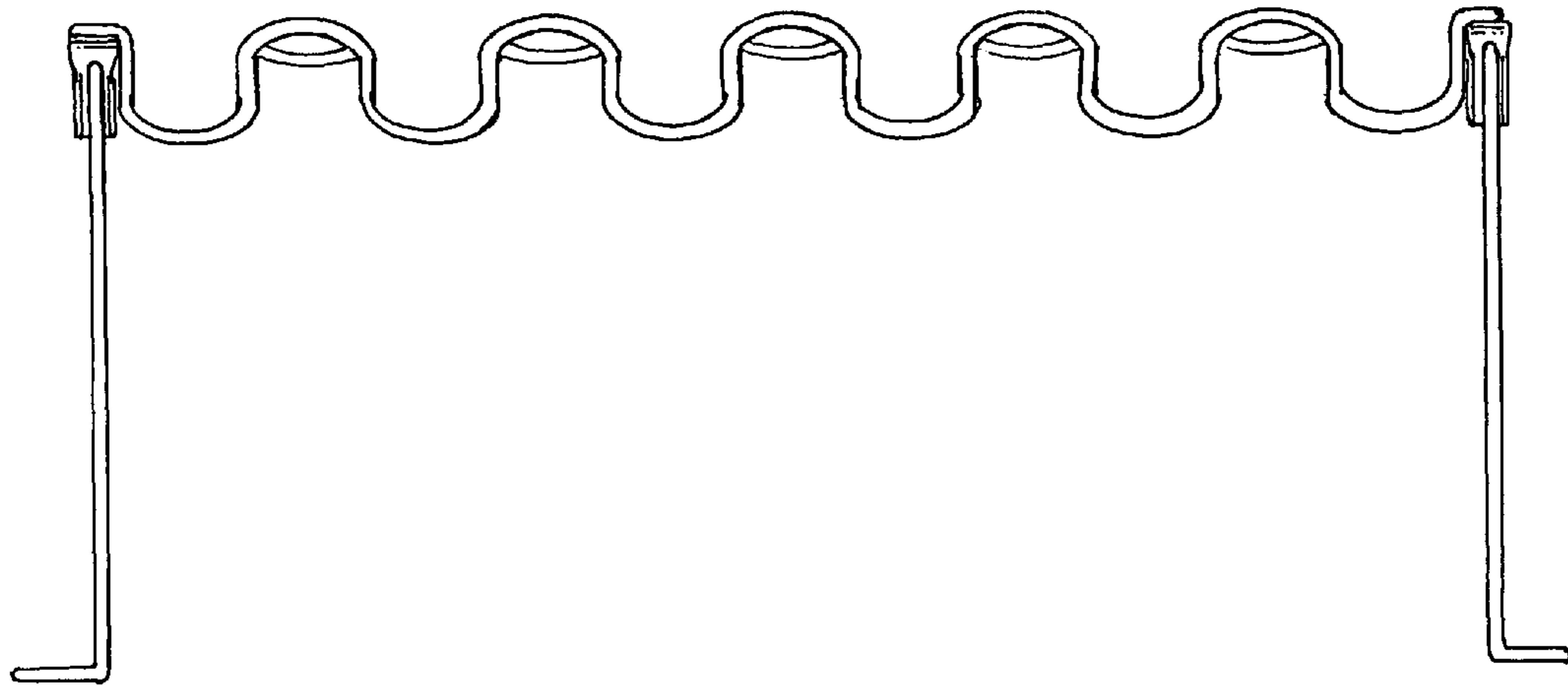


FIG. 3

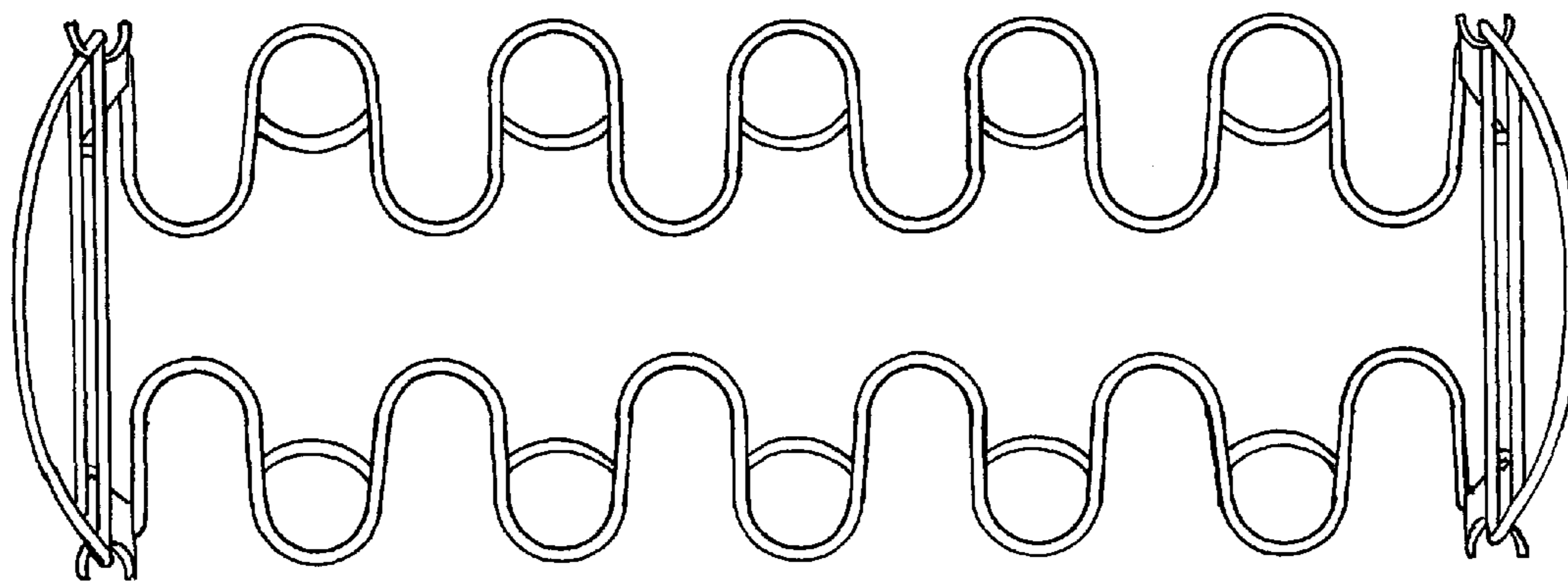


FIG. 4

FIG. 5

