



US00D648168S

(12) **United States Design Patent**
Goeckel et al.

(10) **Patent No.:** **US D648,168 S**

(45) **Date of Patent:** **** *Nov. 8, 2011**

(54) **INFLATABLE SEAT CUSHION**

(75) Inventors: **Gregory W. Goeckel**, Belleville, IL (US); **David K. Parsons**, Swansea, IL (US)

(73) Assignee: **Roho, Inc.**, Belleville, IL (US)

(*) Notice: This patent is subject to a terminal disclaimer.

(**) Term: **14 Years**

(21) Appl. No.: **29/367,602**

(22) Filed: **Aug. 10, 2010**

Related U.S. Application Data

(63) Continuation-in-part of application No. 29/354,169, filed on Jan. 20, 2010.

(51) **LOC (9) Cl.** **06-09**

(52) **U.S. Cl.** **D6/601; D6/604**

(58) **Field of Classification Search** D6/595-601, D6/604, 605, 606, 611; 5/653, 654, 655.3, 5/655.5, 710, 644, 645, 909, 648, 630, 633, 5/636, 652, 655.9, 657; 297/219.1, 452.26, 297/452.27, 452.41, DIG. 3

See application file for complete search history.

(56) **References Cited**

U.S. PATENT DOCUMENTS

3,605,145	A	9/1971	Graebe	
4,422,194	A *	12/1983	Viesturs et al.	5/686
4,485,505	A *	12/1984	Paul	5/714
4,541,136	A *	9/1985	Graebe	5/655.3
4,730,610	A	3/1988	Graebe	
4,809,374	A *	3/1989	Saviez	5/420
4,860,397	A *	8/1989	Gusakov	5/707
5,029,939	A *	7/1991	Smith et al.	297/284.1
5,052,068	A *	10/1991	Graebe	5/654
5,111,544	A *	5/1992	Graebe	5/654
5,152,023	A	10/1992	Graebe	
5,160,785	A *	11/1992	Davidson, Jr.	428/316.6

D338,363	S *	8/1993	Martel	D6/604
5,243,722	A *	9/1993	Gusakov	5/655.3
D342,411	S	12/1993	Graebe	
5,317,773	A	6/1994	Graebe	
D355,558	S	2/1995	Graebe	
5,461,741	A *	10/1995	Graebe	5/654
D367,199	S	2/1996	Graebe	
D368,399	S *	4/1996	Buffon	D6/500

(Continued)

Primary Examiner — Lucy Lieberman

(74) *Attorney, Agent, or Firm* — Polster Lieder Woodruff & Lucchesi, L.C.

(57) **CLAIM**

The ornamental design for an inflatable seat cushion, as shown and described.

DESCRIPTION

FIG. 1 is a top, front and side perspective view of an inflatable seat cushion showing our new design with the front and side flaps folded up as in use;

FIG. 2 is top plan view of FIG. 1;

FIG. 3 is a bottom plan view of FIG. 1;

FIG. 4 is a front elevational view of FIG. 1;

FIG. 5 is the right side elevational view of FIG. 1;

FIG. 6 is the left side elevational view of FIG. 1;

FIG. 7 is a top, front and side perspective view of the inflatable seat cushion with the front and side flaps folded up and shown in an unclaimed foam base to illustrate environment;

FIG. 8 is a top plan view of FIG. 7;

FIG. 9 is a front elevational view of FIG. 7;

FIG. 10 is a right side elevational view of FIG. 7;

FIG. 11 is a left side elevational view of FIG. 7;

FIG. 12 is a top, front and side perspective view of the inflatable seat cushion with the front and side flaps unfolded;

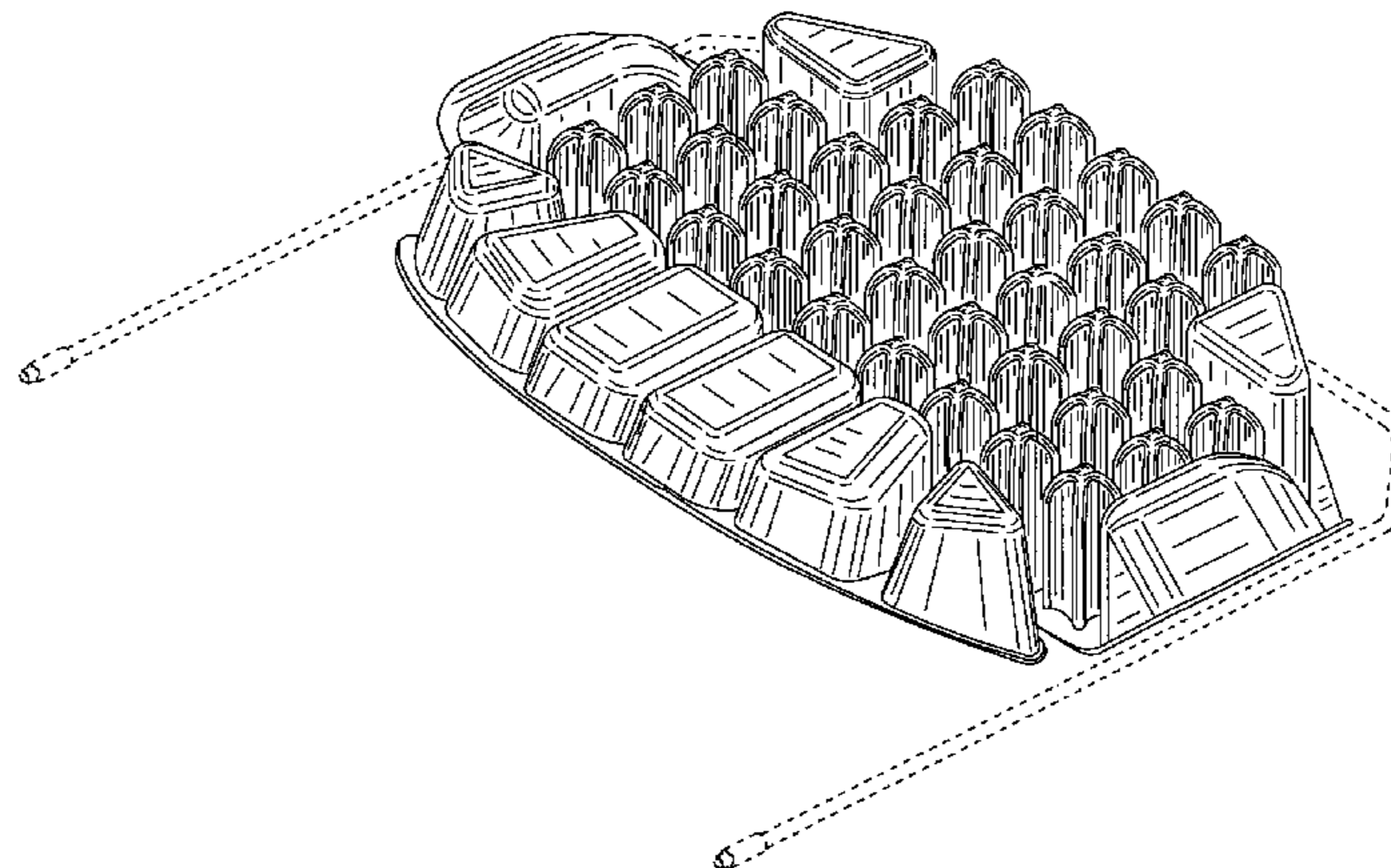
FIG. 13 is a front elevational view of FIG. 12;

FIG. 14 is a right side elevational view of FIG. 12; and,

FIG. 15 is a left side elevational view of FIG. 12.

The views in the drawings are shown drawn on different scales.

1 Claim, 5 Drawing Sheets



US D648,168 S

Page 2

U.S. PATENT DOCUMENTS

5,502,855	A	4/1996	Graebe				
5,533,220	A *	7/1996	Sebag et al.	5/654			
5,551,107	A *	9/1996	Graebe	5/654			
5,561,875	A *	10/1996	Graebe	5/423			
5,596,781	A	1/1997	Graebe				
D386,035	S	11/1997	Matsler et al.				
5,689,845	A *	11/1997	Sobieralski	5/654			
D389,692	S	1/1998	Graebe et al.				
D389,702	S *	1/1998	Graebe et al.	D6/601			
D391,110	S	2/1998	Graebe et al.				
5,839,140	A *	11/1998	Wilkerson	5/654			
5,845,352	A *	12/1998	Matsler et al.	5/654			
6,018,832	A *	2/2000	Graebe	5/654			
D439,098	S	3/2001	Matsler et al.				
D463,701	S	10/2002	Borcharding et al.				
6,502,263	B1 *	1/2003	Rowley et al.	5/654			
6,598,251	B2 *	7/2003	Habboub et al.	5/654			
6,623,080	B2 *	9/2003	Clapper	297/452.41			
6,715,171	B2 *	4/2004	Grabe	5/644			
6,901,617	B2	6/2005	Sprouse, II et al.				
D508,812	S *	8/2005	Kuo	D6/601			
7,350,251	B2	4/2008	Fraser et al.				
7,373,678	B2	5/2008	Hetzel et al.				
7,424,761	B1	9/2008	Graebe				
7,681,264	B2	3/2010	Graebe				
7,681,265	B2 *	3/2010	Fraser	5/654			
D617,131	S	6/2010	Sprouse, II				
2003/0205920	A1 *	11/2003	Sprouse et al.	297/219.1			
2005/0151410	A1 *	7/2005	Sprouse, II	297/452.41			
2008/0079306	A1	4/2008	Whelan et al.				

* cited by examiner

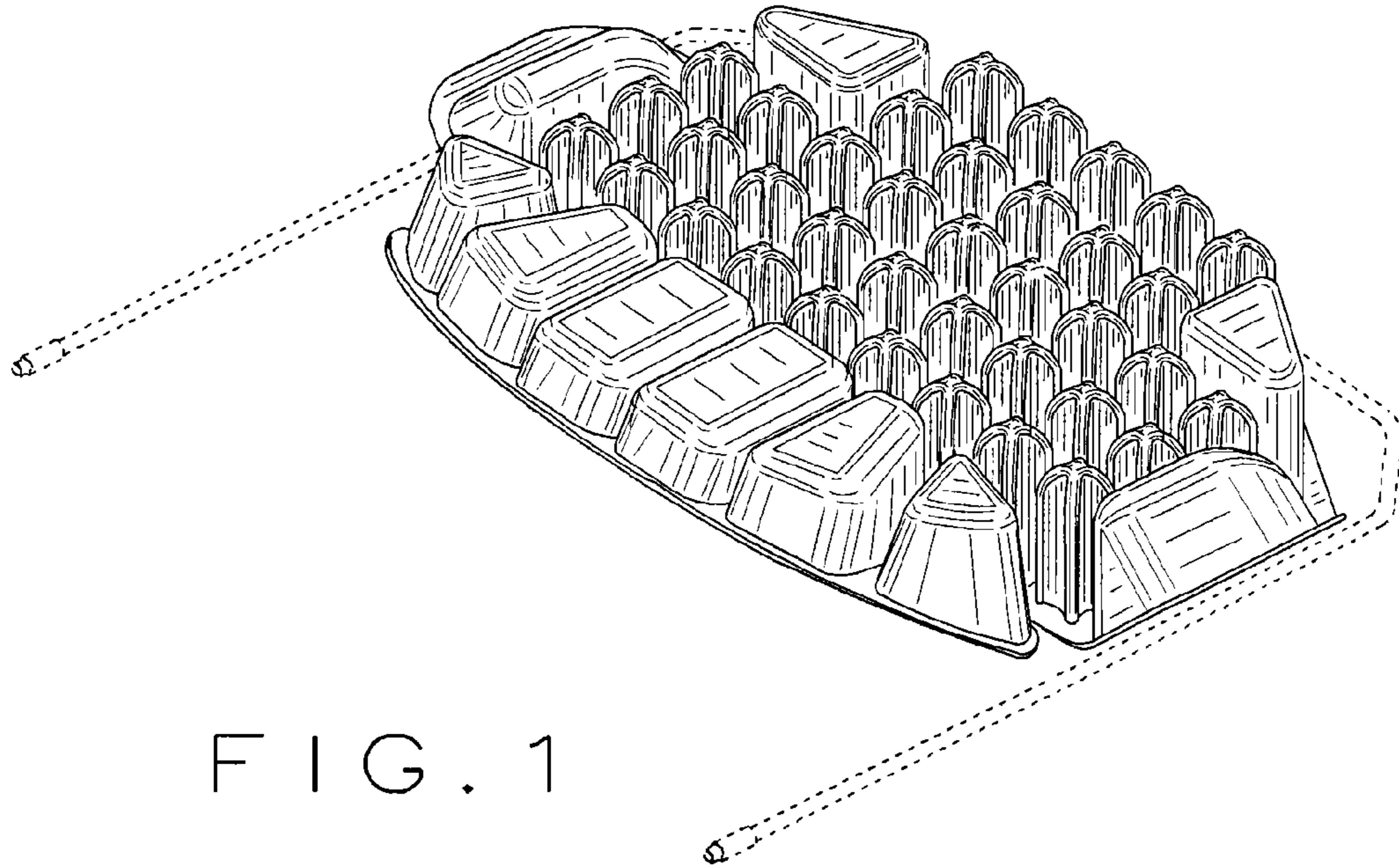


FIG. 1

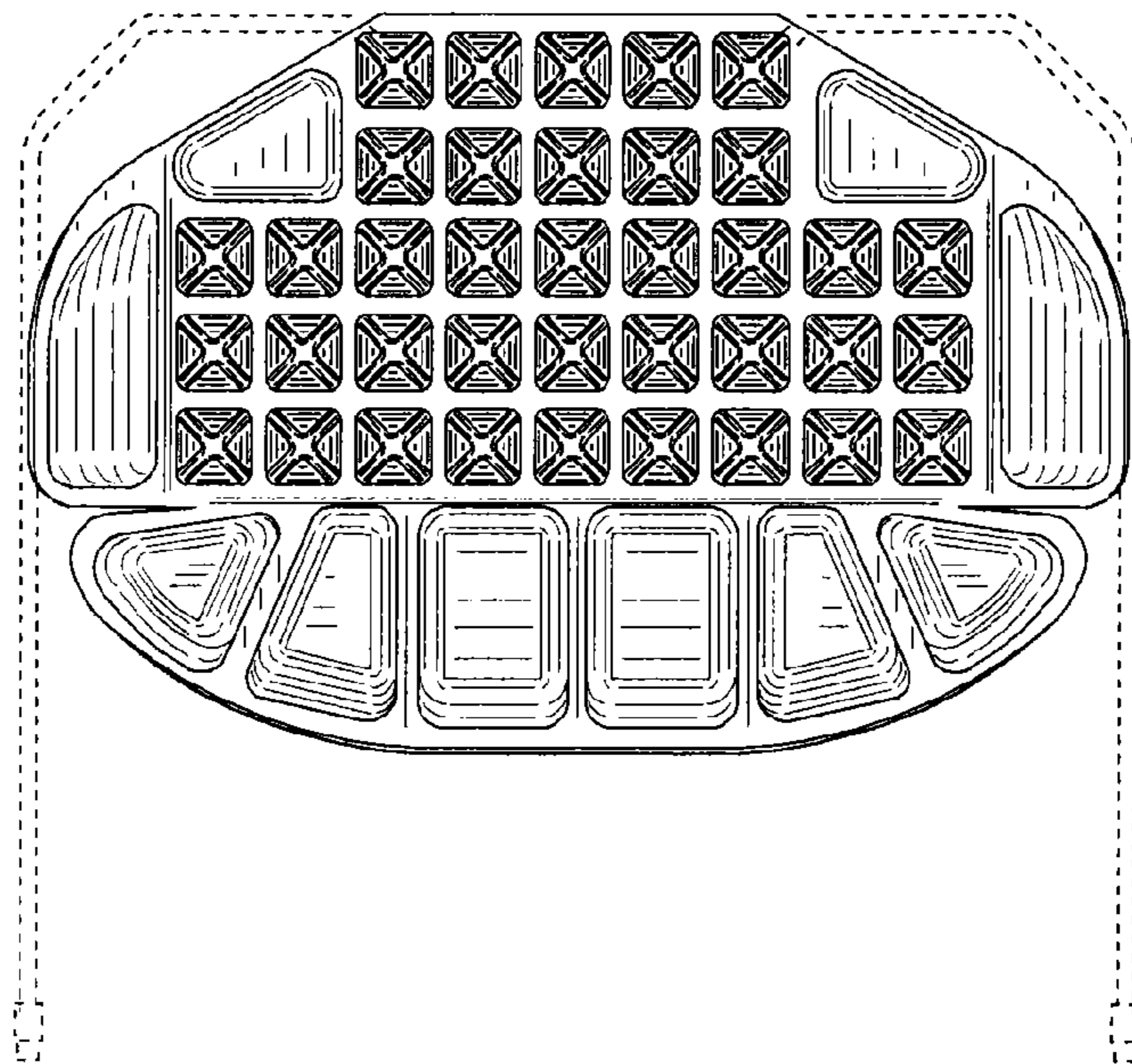


FIG. 2

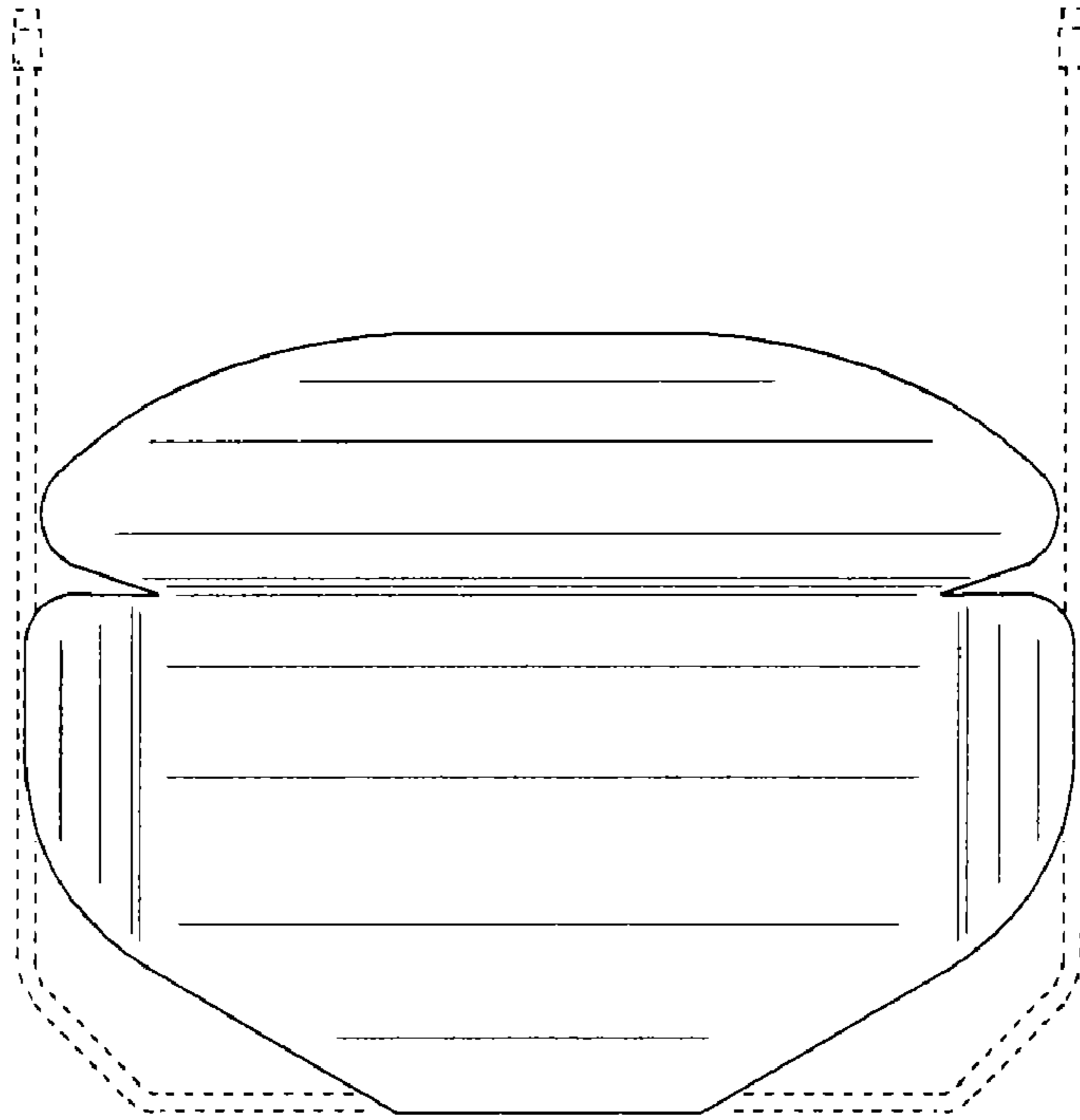


FIG. 3

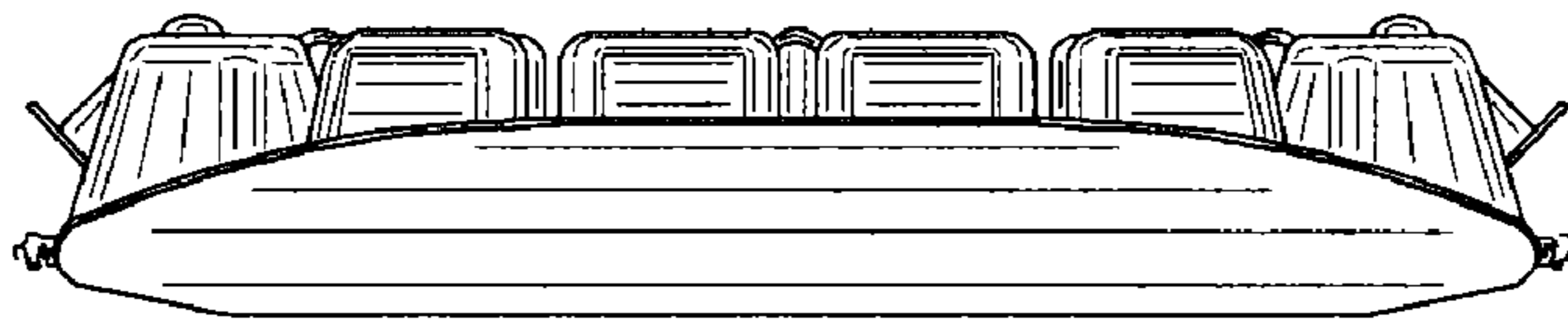


FIG. 4




FIG. 5

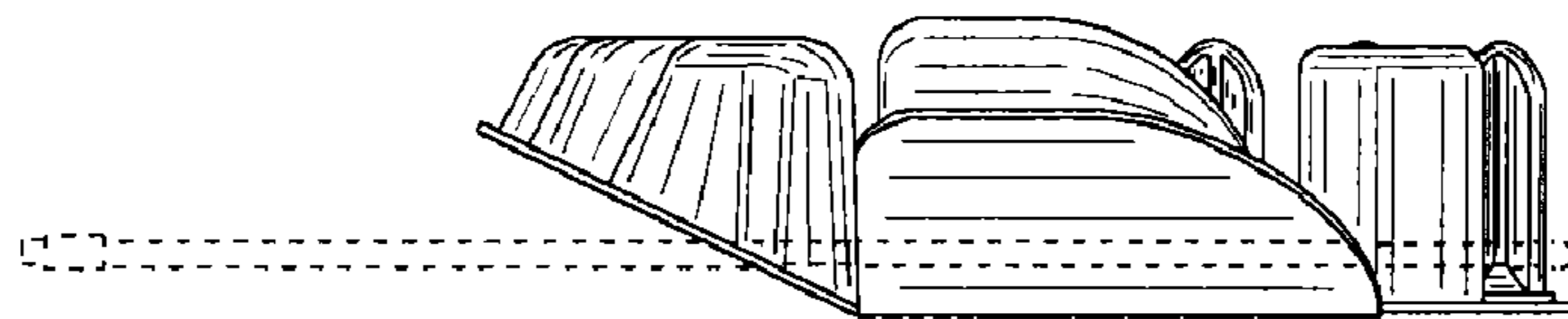


FIG. 6

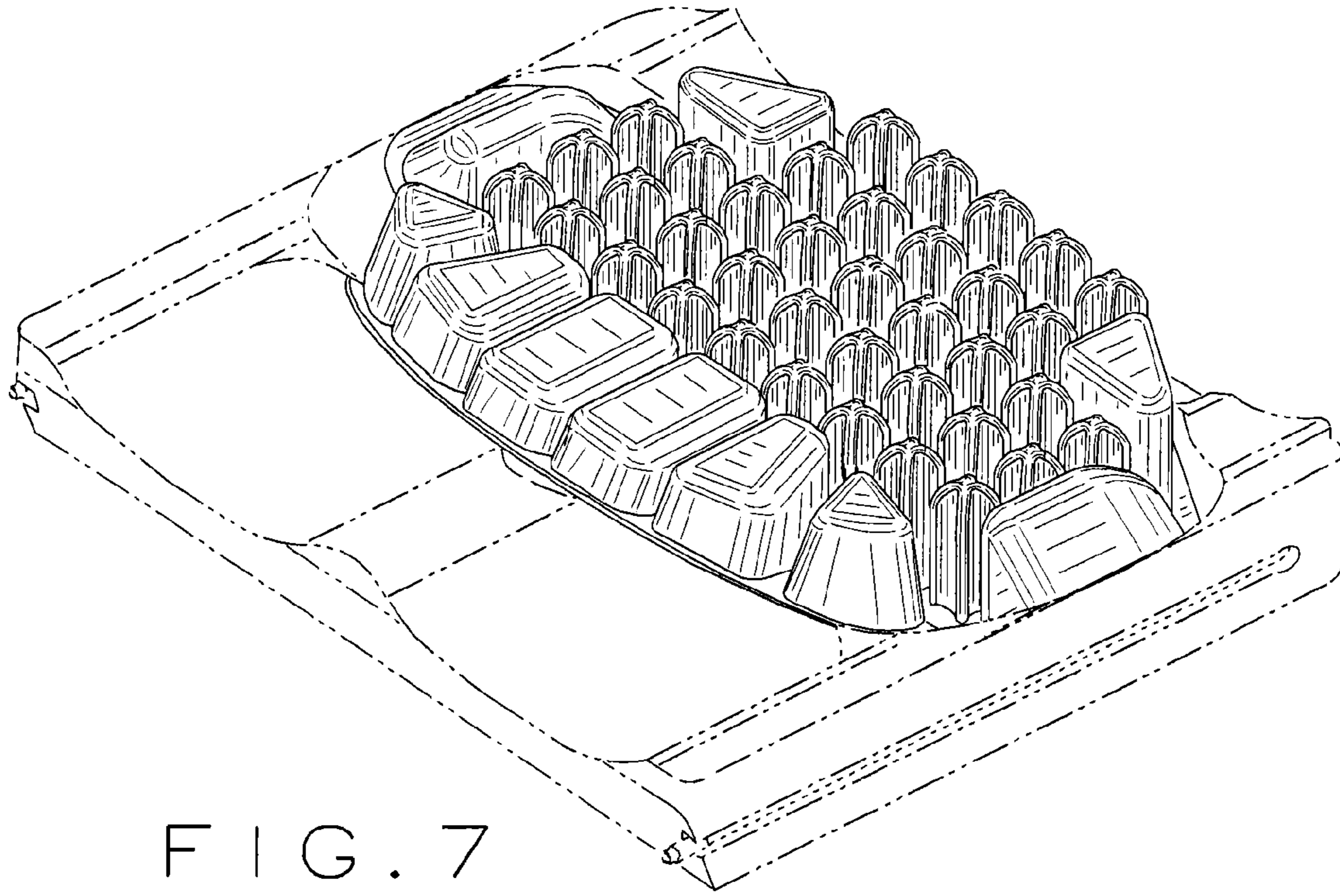


FIG. 7

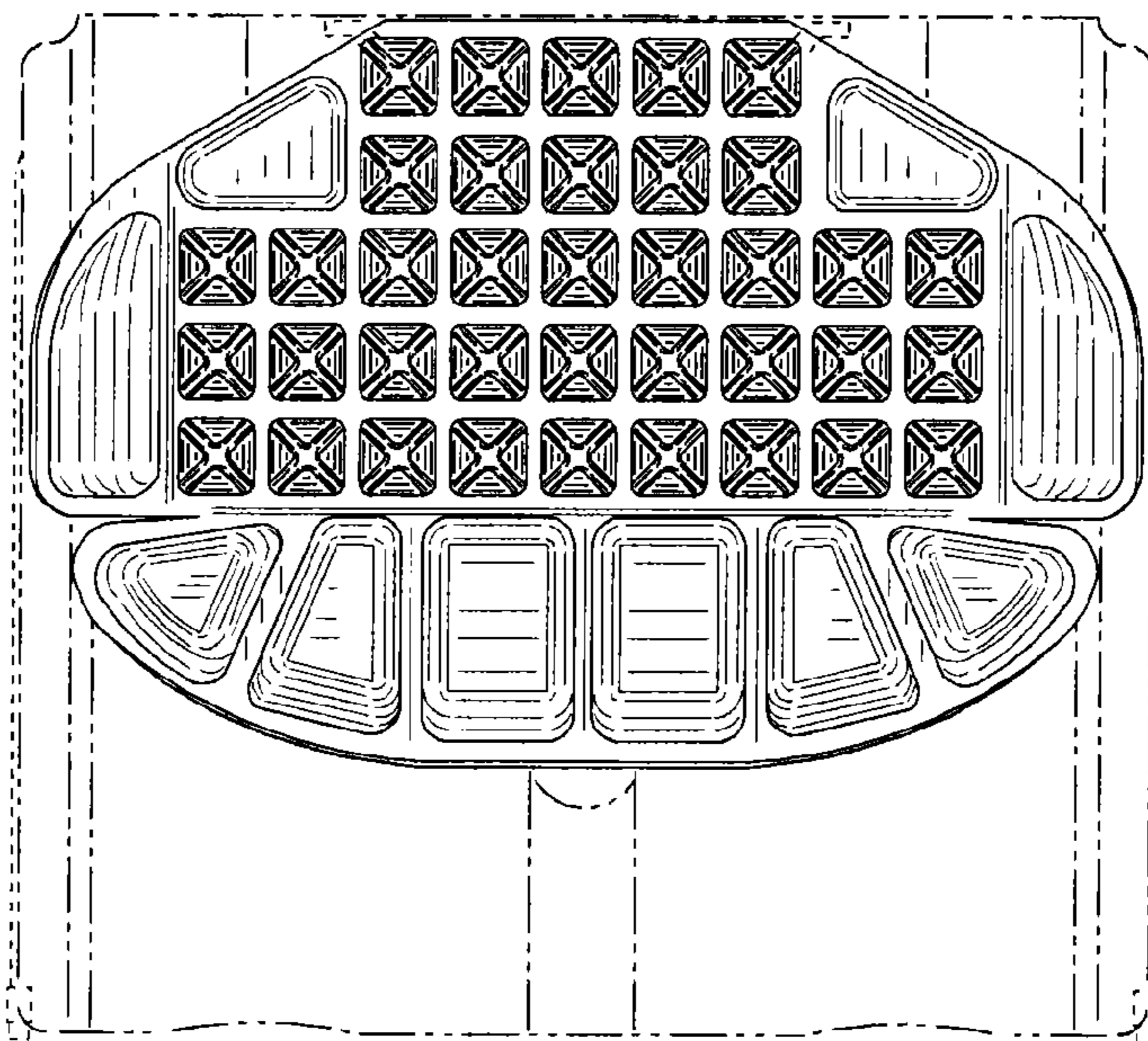


FIG. 8




FIG. 9



FIG. 10



FIG. 11

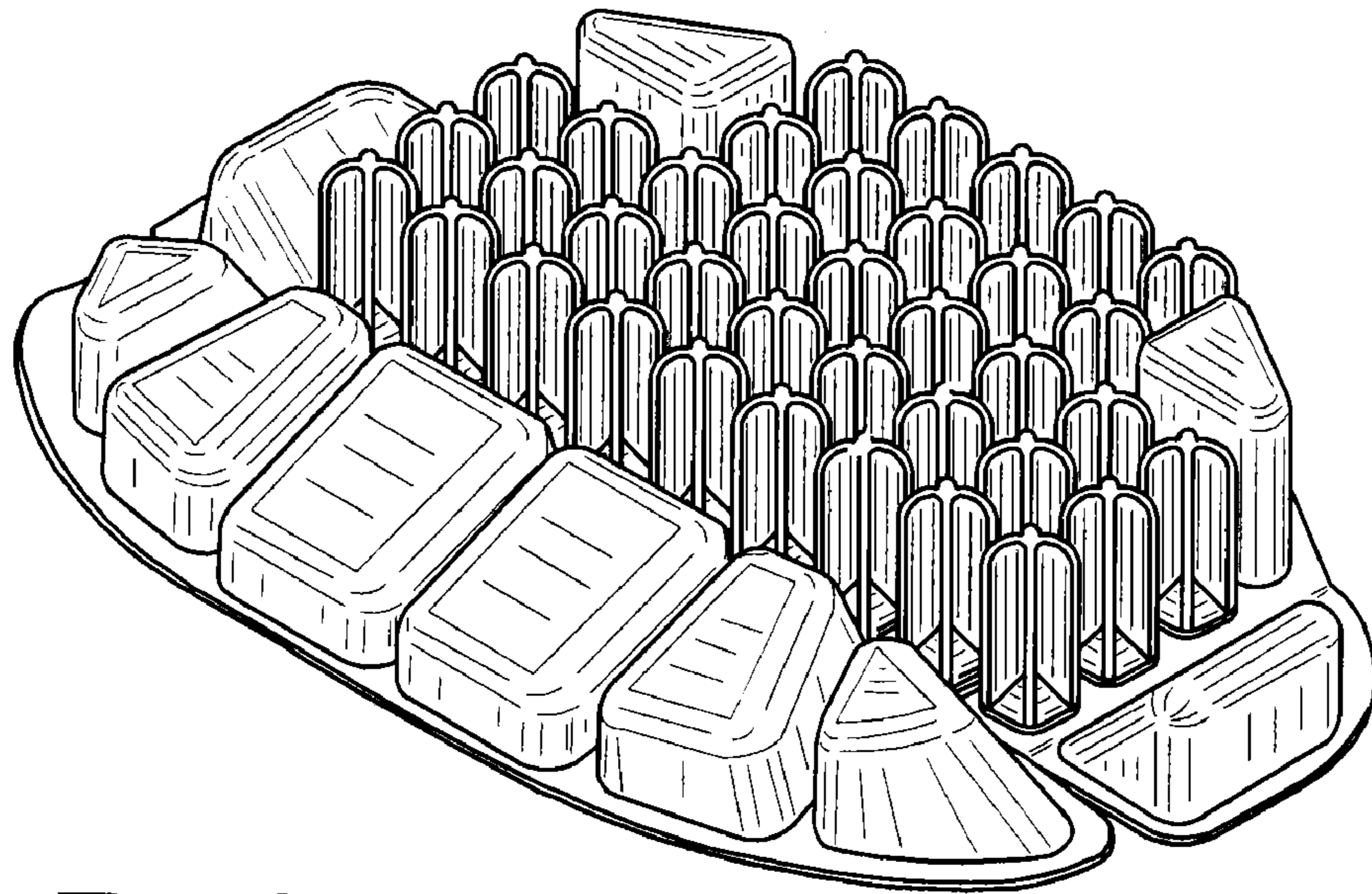


FIG. 12




FIG. 13




FIG. 14

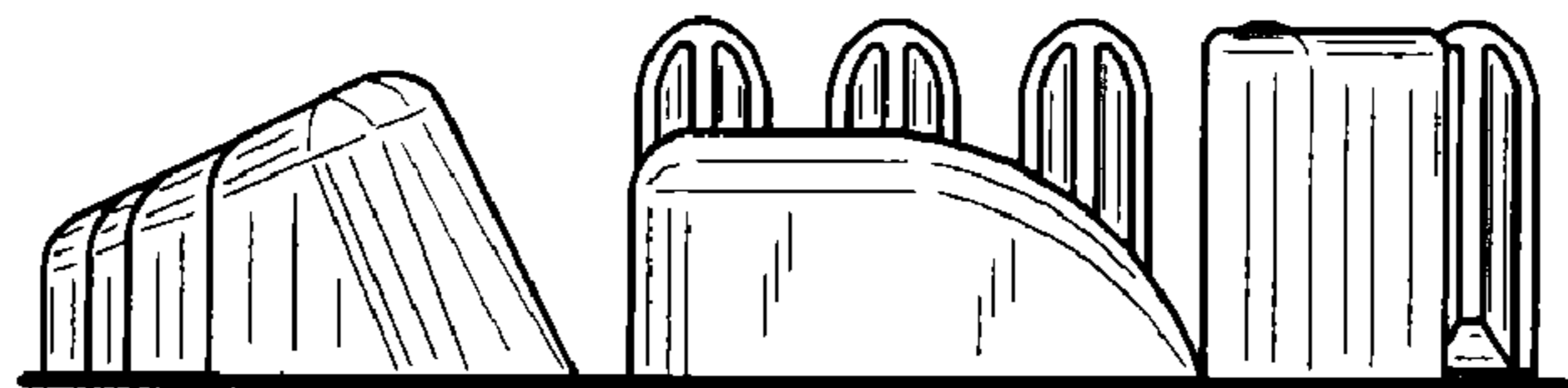


FIG. 15