



US00D648166S

(12) **United States Design Patent**  
**Lu**

(10) **Patent No.:** **US D648,166 S**  
(45) **Date of Patent:** **\*\* Nov. 8, 2011**

(54) **FLOOR MAT**

(75) Inventor: **Chih-Tsung Lu**, Changhua (TW)

(73) Assignee: **Cha Yau Sponge Enterprise Co., Ltd.**,  
Lukang Town, Chang Hwa Hsien (TW)

(\*\*) Term: **14 Years**

(21) Appl. No.: **29/365,053**

(22) Filed: **Jul. 1, 2010**

(51) **LOC (9) Cl.** ..... **06-11**

(52) **U.S. Cl.** ..... **D6/582**

(58) **Field of Classification Search** ..... D5/1, 2,  
D5/9, 11, 12, 43, 47, 50, 54, 56, 59; D6/582,  
D6/583, 585, 586, 592, 594, 605; D9/707,  
D9/713; D12/203; 4/581, 582; 5/420; 15/215;  
52/660; 66/169 R; 428/15, 32, 66.5, 112,  
428/187, 221, 542.6

See application file for complete search history.

(56) **References Cited**

**U.S. PATENT DOCUMENTS**

1,229,284	A *	6/1917	Kempel	.....	442/76
2,003,123	A *	5/1935	Specht	.....	245/8
2,060,664	A *	11/1936	Cohn	.....	442/181
2,370,946	A *	3/1945	Finlayson et al.	.....	442/220
2,400,379	A *	5/1946	Whitman	.....	442/103
2,417,320	A *	3/1947	Nutter	.....	139/427
2,712,170	A *	7/1955	Phillips	.....	26/1

2,886,697	A *	5/1959	Pomeroy	.....	362/148
4,453,994	A *	6/1984	Van Dort	.....	156/154
4,592,395	A *	6/1986	Borel	.....	139/383 A
4,739,803	A *	4/1988	Borel	.....	139/383 A
5,538,781	A *	7/1996	Rao et al.	.....	442/217
5,786,283	A *	7/1998	Borer	.....	442/186
D448,596	S *	10/2001	Sublet	.....	D6/582
D604,083	S *	11/2009	Thrush	.....	D6/582
D614,429	S *	4/2010	Lai	.....	D6/582
7,726,348	B2 *	6/2010	Heiman	.....	139/383 R
7,766,053	B2 *	8/2010	Barratte	.....	139/383 A

\* cited by examiner

*Primary Examiner* — Karen S Acker

(57) **CLAIM**

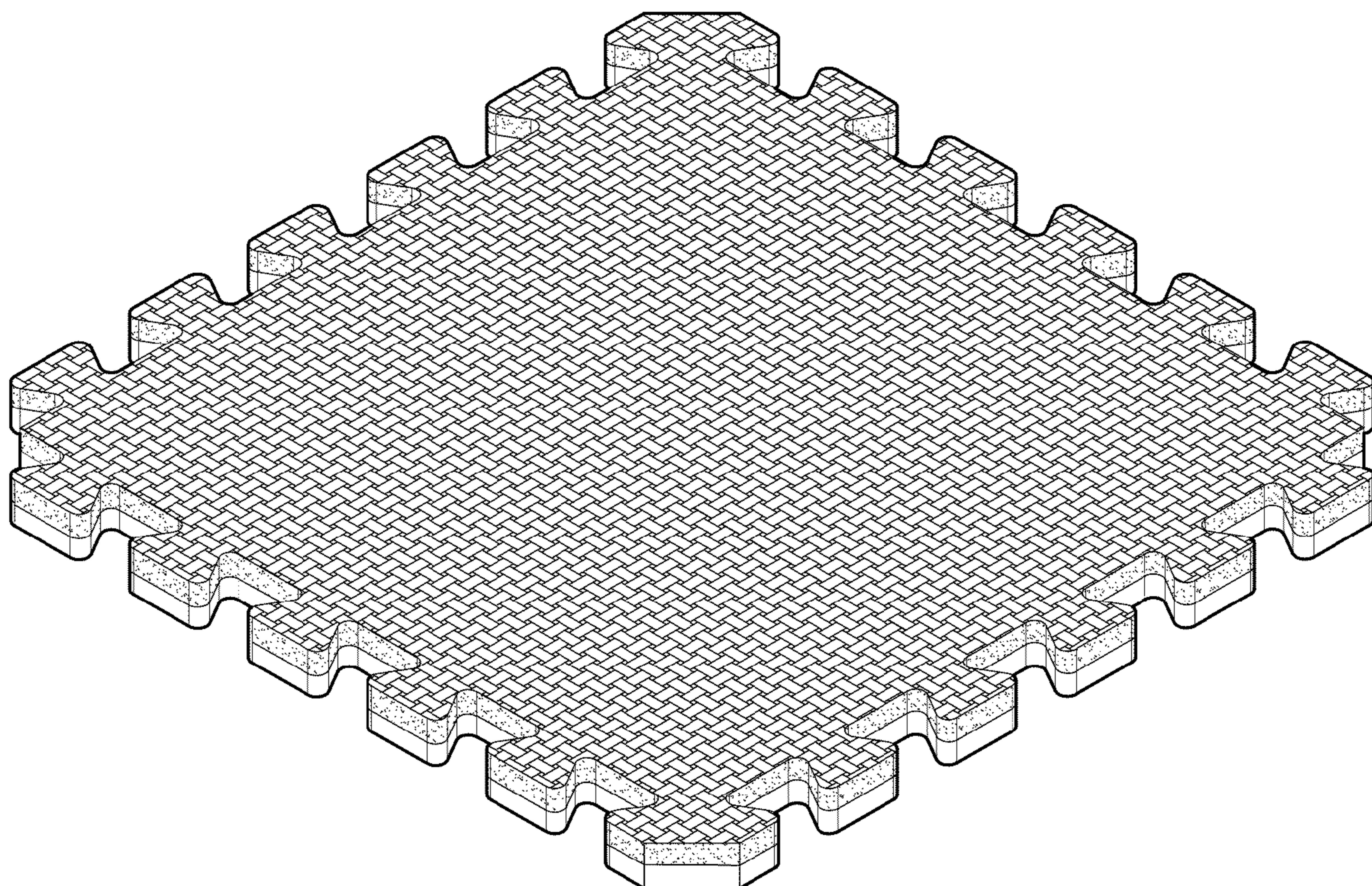
The ornamental design for an floor mat, as shown and described.

**DESCRIPTION**

FIG. 1 is a perspective view of a floor mat showing my new design;  
FIG. 2 is a front view of the design shown in FIG. 1;  
FIG. 3 is a rear view of the design shown in FIG. 1;  
FIG. 4 is a left side view of the design shown in FIG. 1;  
FIG. 5 is a right side view of the design shown in FIG. 1;  
FIG. 6 is a top view of the design shown in FIG. 1;  
FIG. 7 is a bottom view of the design shown in FIG. 1; and,  
FIG. 8 is a perspective schematic view showing the floor mat of FIG. 1 in a position of use.

The broken lines in the drawing represent environmental subject matter that forms no part of the claimed design.

**1 Claim, 8 Drawing Sheets**



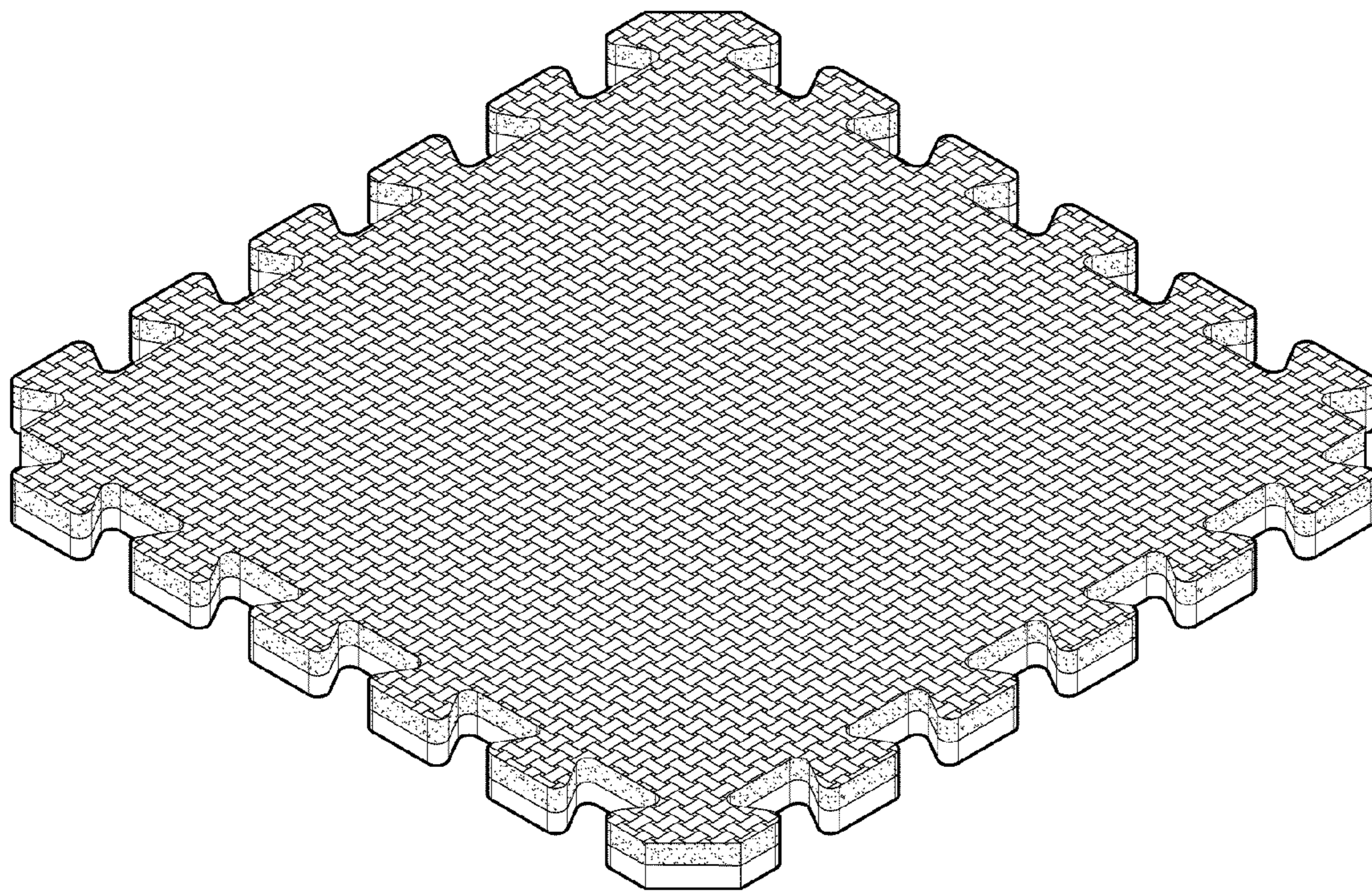


FIG. 1




FIG. 2

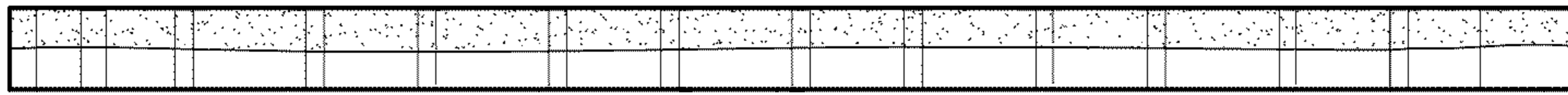


FIG. 3




FIG. 4




FIG. 5

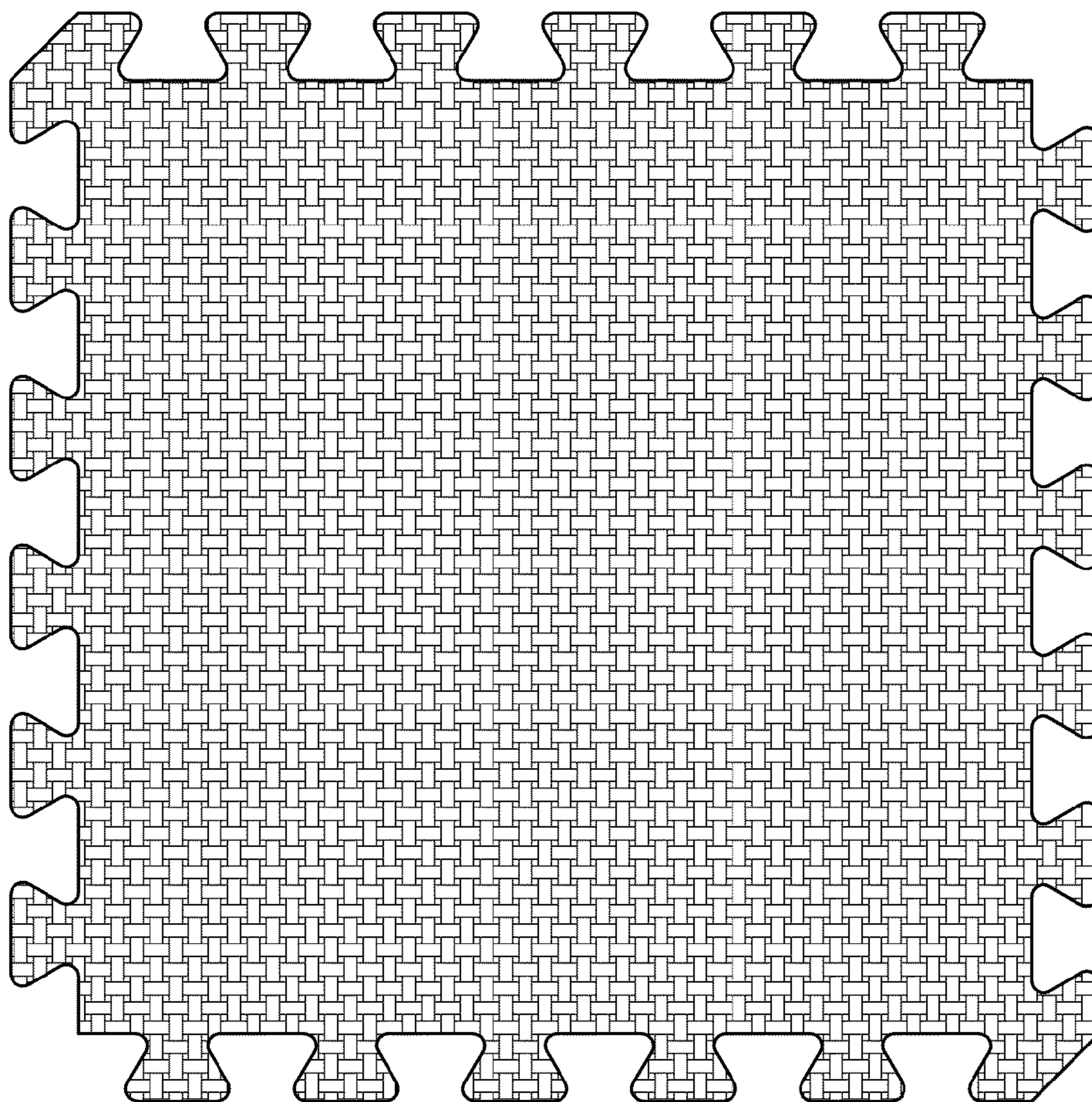


FIG. 6

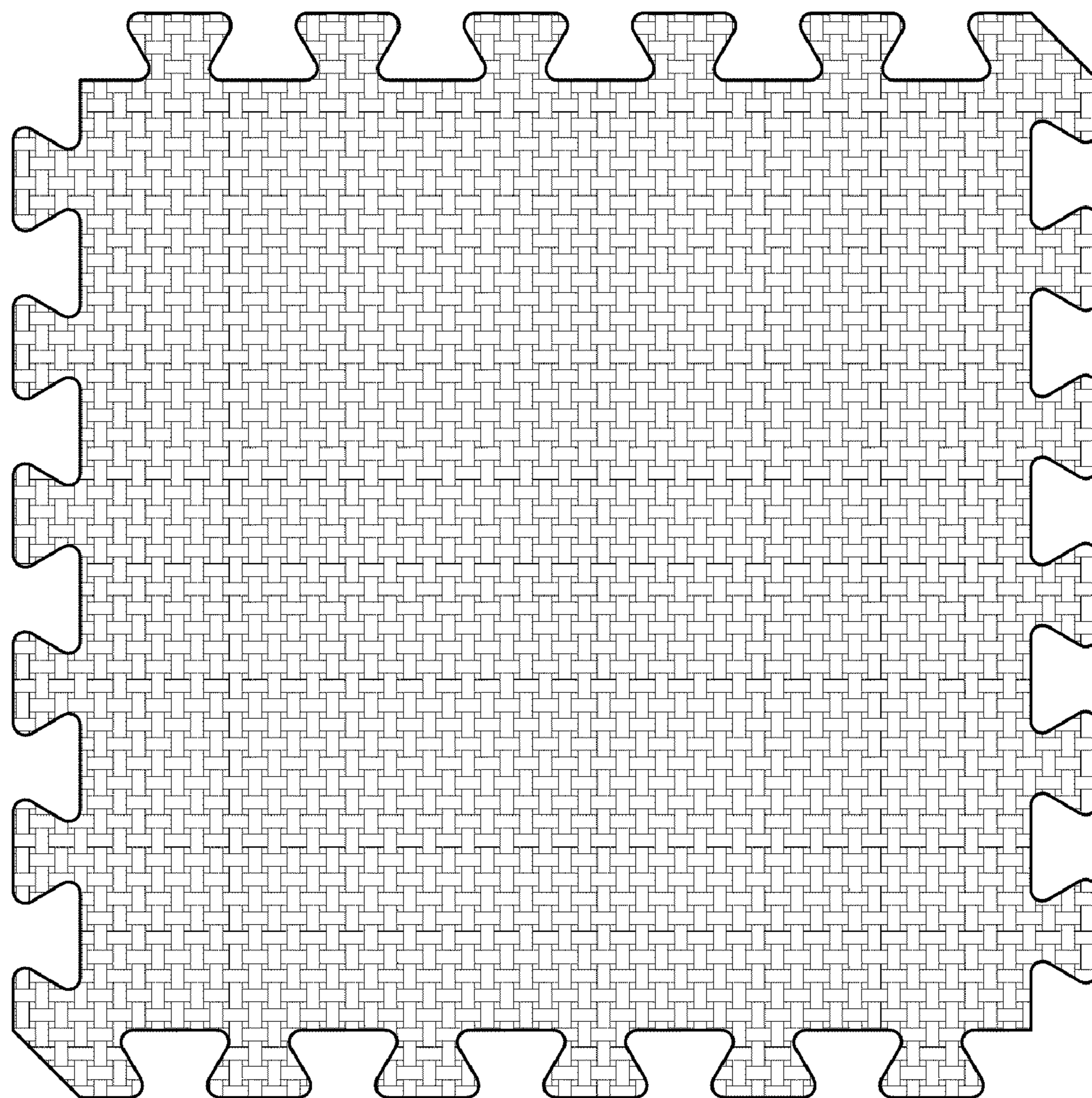


FIG. 7






FIG. 8