



US00D648159S

(12) **United States Design Patent**
Hense et al.

(10) **Patent No.:** **US D648,159 S**

(45) **Date of Patent:** **** Nov. 8, 2011**

(54) **SHELVING POST**

(75) Inventors: **Herbert Hense**, Warstein (DE);
Johannes Le, Huntington Beach, CA
(US)

(73) Assignee: **Cambro Manufacturing Co.**,
Huntington Beach, CA (US)

(**) Term: **14 Years**

(21) Appl. No.: **29/356,406**

(22) Filed: **Feb. 25, 2010**

(51) **LOC (9) Cl.** **06-04**

(52) **U.S. Cl.** **D6/509**; D6/495

(58) **Field of Classification Search** D6/491-495,
D6/509, 468, 499, 462, 464, 465, 477, 479;
D25/122, 119, 60; 248/188.8, 188.4; 108/153,
108/156, 158, 157; D12/133; 211/183; D13/155
See application file for complete search history.

(56) **References Cited**

U.S. PATENT DOCUMENTS

4,607,754	A	*	8/1986	Wolf	211/183
D289,633	S	*	5/1987	Bramwell	D13/155
D293,098	S	*	12/1987	Layton	D13/155
D329,556	S	*	9/1992	Brussing	D6/468
D371,208	S	*	6/1996	De Zen	D25/122
D398,463	S	*	9/1998	Olson	D6/491
5,803,273	A	*	9/1998	Menaged et al.	211/87.01
D407,828	S	*	4/1999	Hart	D25/122
D415,075	S	*	10/1999	Lan	D12/133

D471,646	S	*	3/2003	Westphal et al.	D25/122
D471,992	S	*	3/2003	Hughes et al.	D25/122
D473,661	S	*	4/2003	Kim	D25/60
D503,484	S	*	3/2005	Deleu	D25/122
D521,656	S	*	5/2006	Terrels	D25/122
D537,537	S	*	2/2007	Antonic	D25/122
D541,953	S	*	5/2007	Deleu	D25/122
D547,462	S	*	7/2007	Petta et al.	D25/122
D553,761	S	*	10/2007	Antonic	D25/122
D554,911	S	*	11/2007	Chang	D6/491
D561,353	S	*	2/2008	Antonic	D25/122
D596,319	S	*	7/2009	Koehn	D25/122
D611,169	S	*	3/2010	Harder	D25/122

* cited by examiner

Primary Examiner — Philip S Hyder

Assistant Examiner — Sydney R Buffalow

(57) **CLAIM**

We claim the ornamental design for a shelving post, as shown and described.

DESCRIPTION

FIG. 1 is a perspective top, front, left side view of the shelving post.

FIG. 2 is a front elevation view thereof.

FIG. 3 is a left side elevation view thereof.

FIG. 4 is a top plan view thereof.

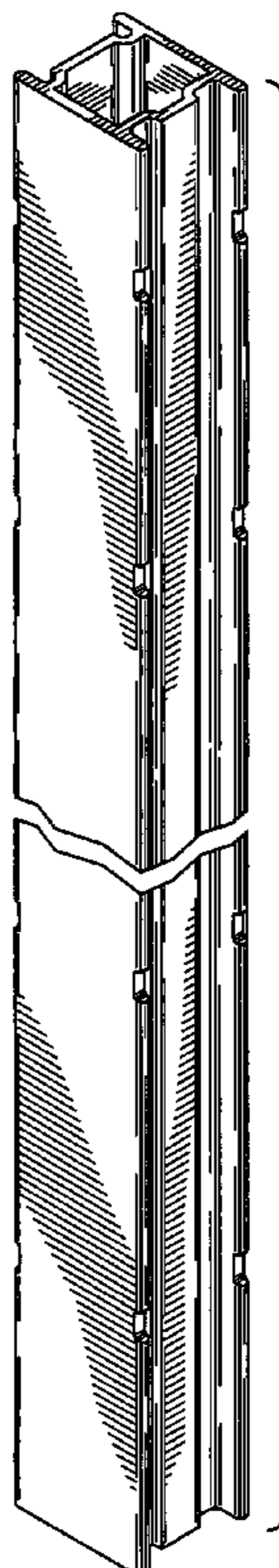
FIG. 5 is a right side elevation view thereof.

FIG. 6 is a back elevation view thereof.

FIG. 7 is a bottom plan view thereof; and,

FIG. 8 is a perspective view of the shelving post in use.

1 Claim, 3 Drawing Sheets



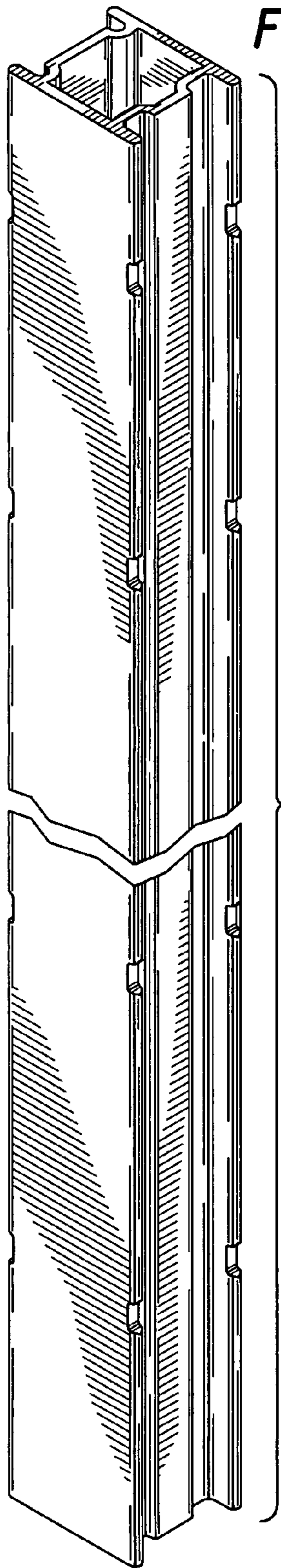


FIG. 1

FIG. 2

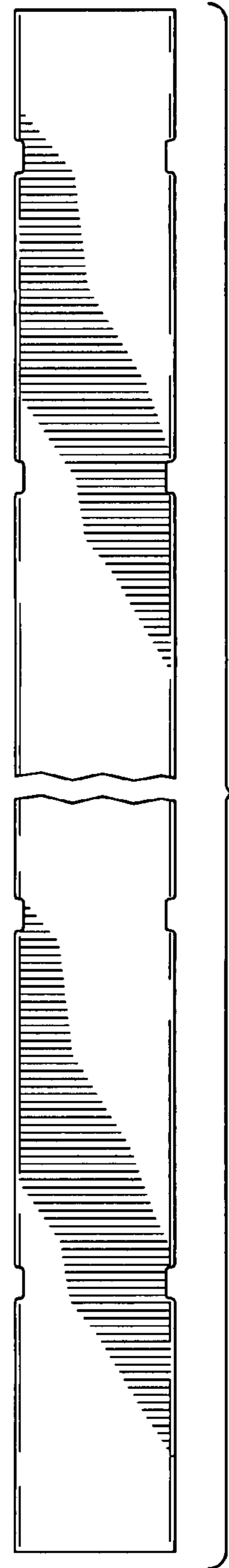
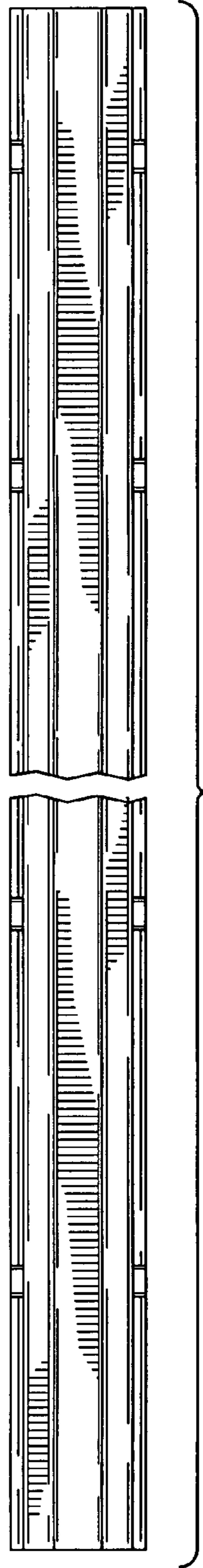


FIG. 3

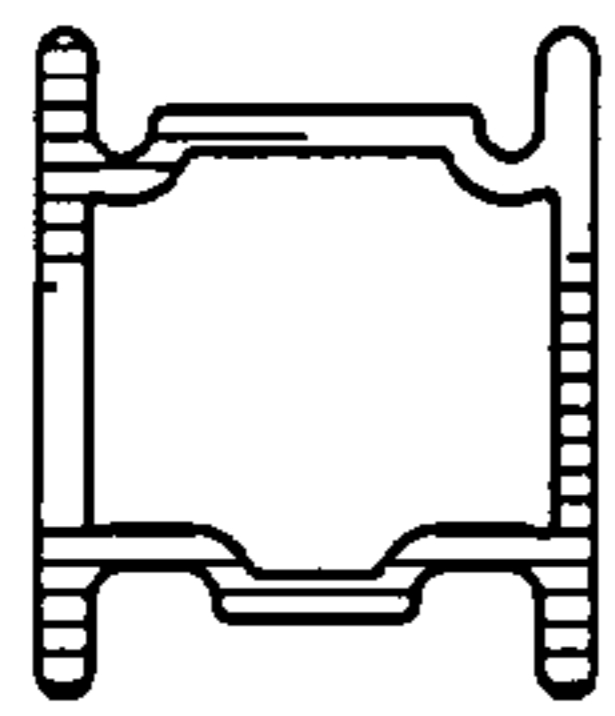


FIG. 4

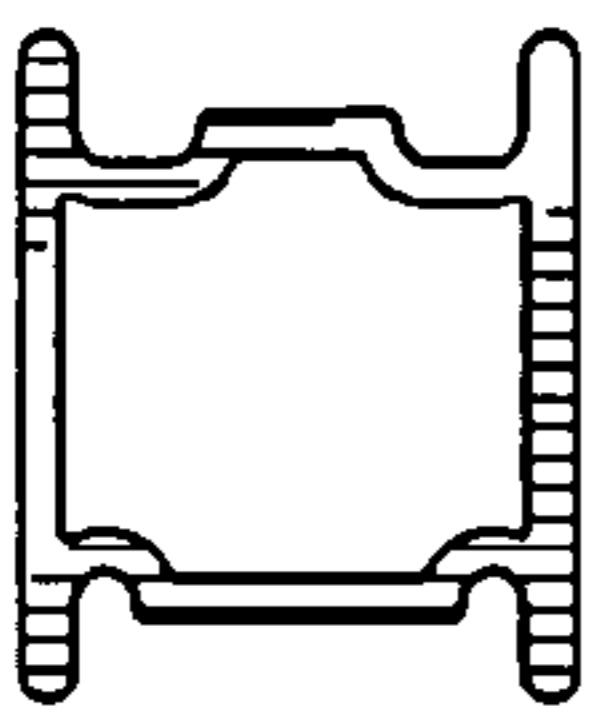


FIG. 7

FIG. 5

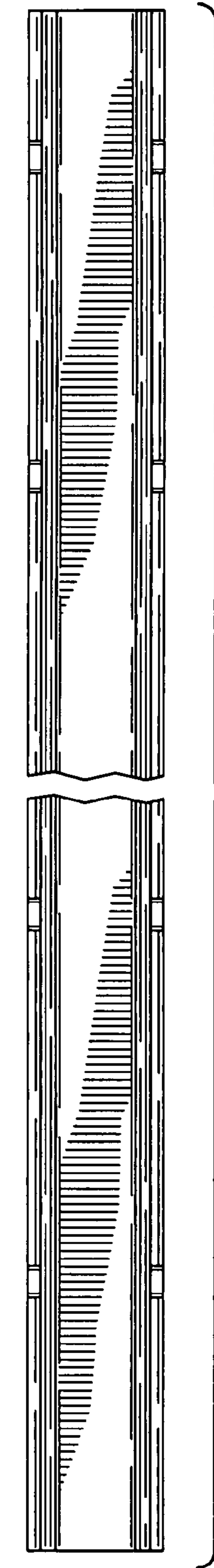
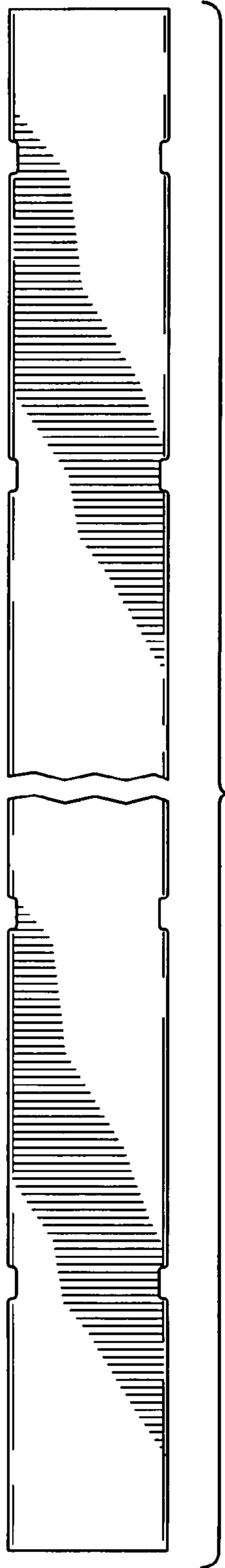


FIG. 6

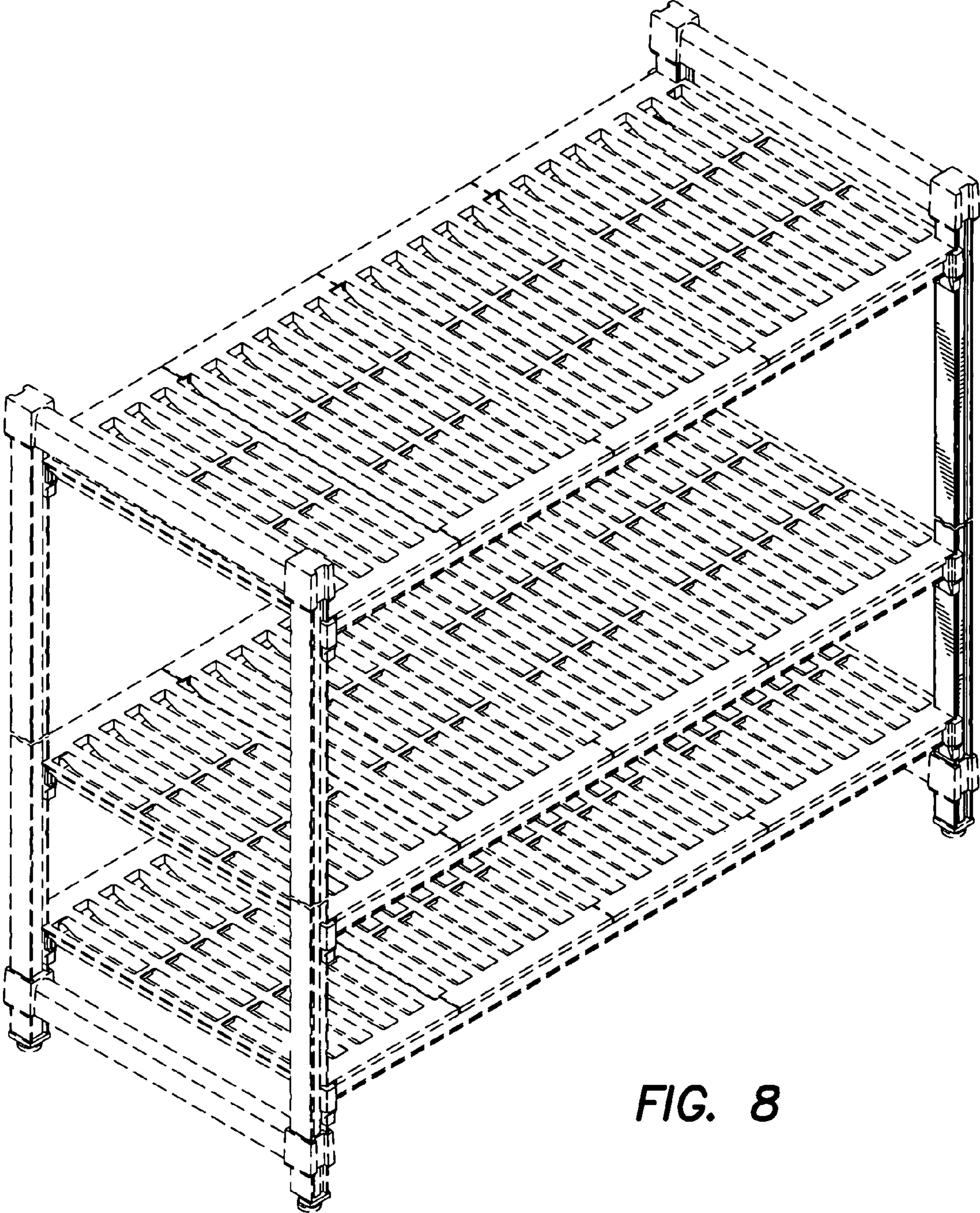


FIG. 8