



US00D648151S

(12) **United States Design Patent**
Walker et al.

(10) **Patent No.:** **US D648,151 S**
(45) **Date of Patent:** **** Nov. 8, 2011**

(54) **CABINET**

(75) Inventors: **David Walker**, Chester, PA (US); **Kevin Didehvar**, Hockessin (DE); **Nina Barnett**, Elkton, MD (US); **Joseph Vaccaro**, West Chester, PA (US)

(73) Assignee: **Zenith Products Corporation**, New Castle, DE (US)

(**) Term: **14 Years**

(21) Appl. No.: **29/359,917**

(22) Filed: **Apr. 16, 2010**

(51) **LOC (9) Cl.** **06-04**

(52) **U.S. Cl.** **D6/437; D6/436**

(58) **Field of Classification Search** D6/432, D6/436, 437, 438, 439, 440, 445, 446, 447, D6/448, 470, 477, 479; 312/114, 138.1, 312/204, 205, 224, 237, 257.1, 278, 279
See application file for complete search history.

(56) **References Cited**

U.S. PATENT DOCUMENTS

455,280	A *	6/1891	Emerson	312/257.1
D255,630	S *	7/1980	Van Koert	D6/479
D314,093	S *	1/1991	Bush et al.	D6/436
D378,030	S *	2/1997	Palka	D6/445
D378,880	S *	4/1997	Palka	D6/445
D428,558	S *	7/2000	Winter et al.	D6/436
D439,075	S *	3/2001	Ungaro	D6/445
D439,762	S *	4/2001	Harwanko	D6/436
D455,030	S	4/2002	Harwanko		
D458,500	S	6/2002	Winter		
D459,910	S	7/2002	Winter		
D464,504	S *	10/2002	Cain	D6/437
D464,824	S	10/2002	Winter		
D488,322	S	4/2004	Clucas		
D488,323	S	4/2004	Clucas		
D491,754	S	6/2004	Harwanko		

D497,497	S	10/2004	Harwanko		
D498,609	S *	11/2004	Juneau et al.	D6/436
D501,100	S *	1/2005	Walker	D6/448
D507,127	S	7/2005	Harwanko		
D509,679	S *	9/2005	Katz et al.	D6/436
D594,672	S	6/2009	Millilo		
D595,974	S	7/2009	Millilo		

OTHER PUBLICATIONS

http://images.google.com/imgres?imgurl=http://images.hayneedle.com/mgen/master:AMW267.jpg&imgrefurl=http://www.justbathroomcabinets.com/bathroom-floor-cabinets/192053%2B4295054619.cfm&usg=__t1APJ52zciKxyaSfl7YLHPcg41A=&h=800&w=800&sz=56&hl=en&start=28&um=1&itbs=1&tbnid=LL_OxJ18GKlMrM:&tbnh=143&tbnw=143&prev=/images%3Fq%3Dspacesavers%26ndsp%3D18%26hl%3Den%26safe%3Dactive%26client%3Dfirefox-a%26rls%3Dorg.mozilla:en-US:official%26sa%3DN%26start%3D18%26um%3D1.

* cited by examiner

Primary Examiner — Mimoso De

(74) *Attorney, Agent, or Firm* — Panitch Schwarze Belisario & Nadel LLP

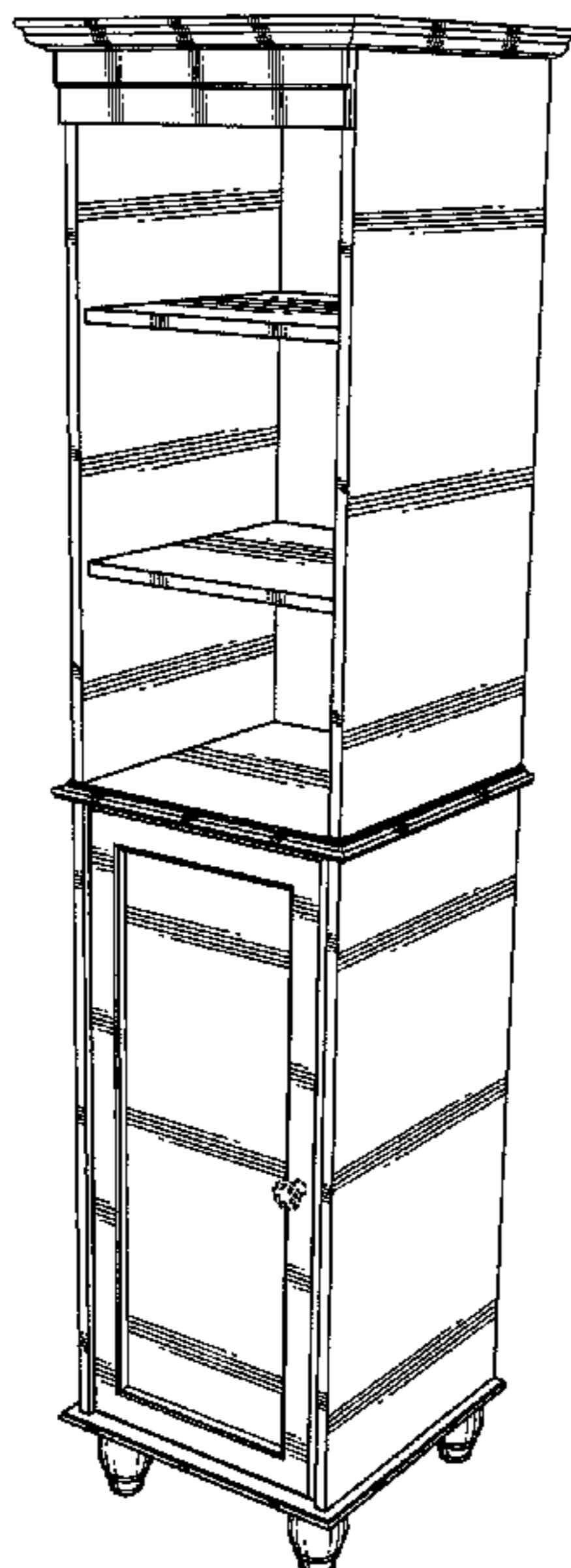
(57) **CLAIM**

The ornamental design for a cabinet, as shown and described.

DESCRIPTION

FIG. 1 is a front perspective view of the cabinet in accordance with our new design;
FIG. 2 is a front elevational view thereof;
FIG. 3 is a top plan view thereof; and,
FIG. 4 is a left side elevational view thereof, a right side elevational view being a mirror image thereof.
The broken lines in the figures are for illustrative purposes only and form no part of the claimed design.
The bottom and rear views of the cabinet are not shown in the drawings or described in the specification and, therefore, form no part of the claimed design.

1 Claim, 3 Drawing Sheets



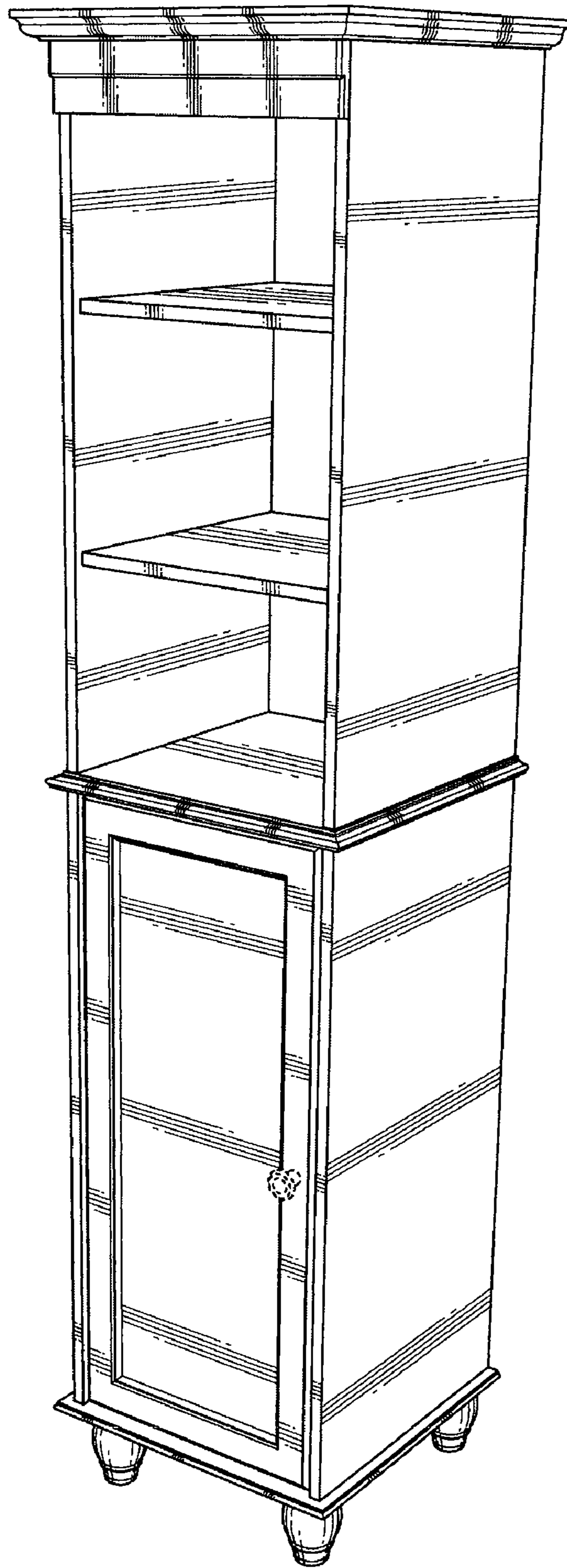


FIG. 1

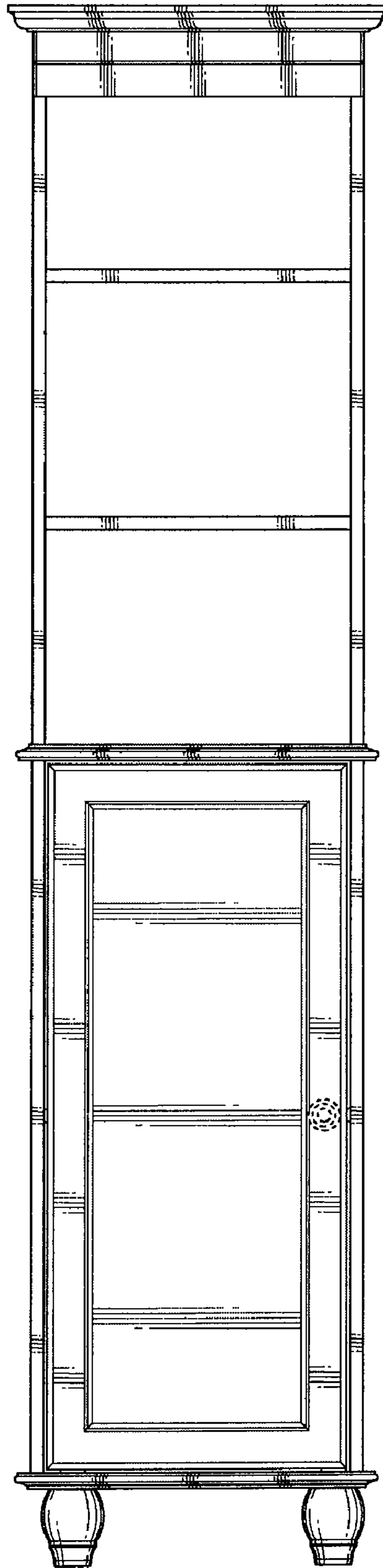


FIG. 2

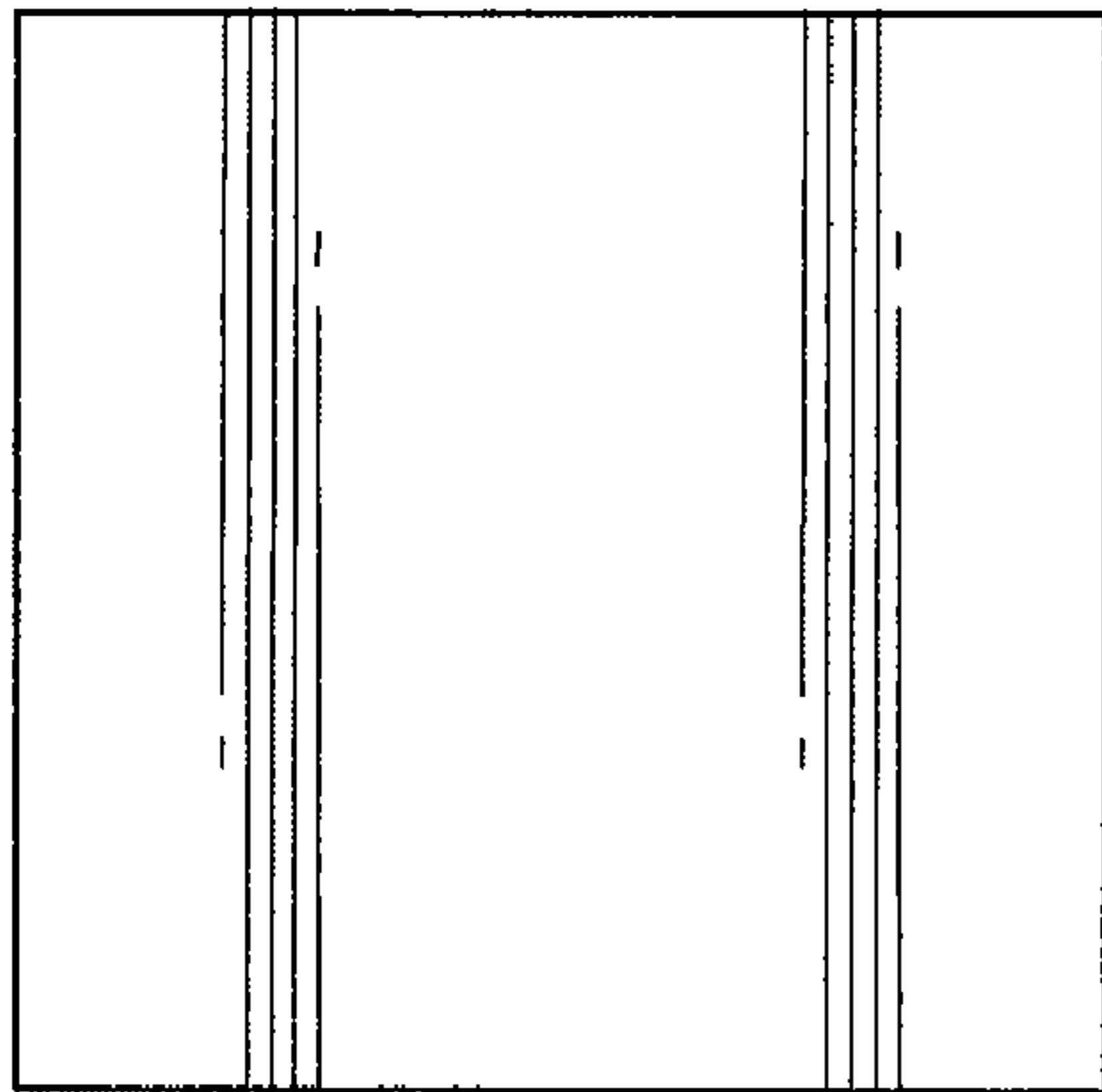


FIG. 3

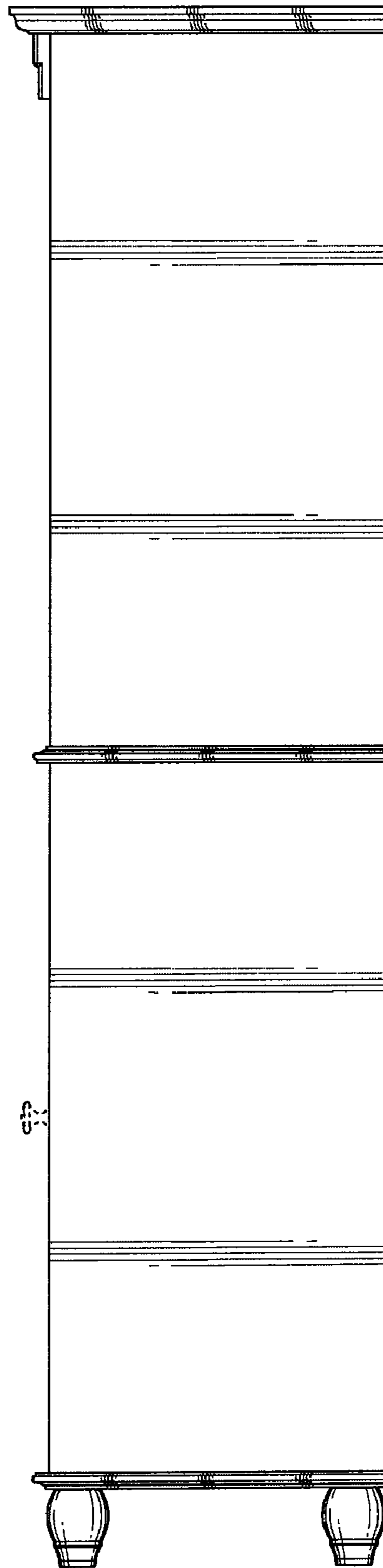


FIG. 4