



US00D648150S

(12) **United States Design Patent**
Kumazawa

(10) **Patent No.:** **US D648,150 S**
(45) **Date of Patent:** **** Nov. 8, 2011**

(54) **CHAIR**

(76) Inventor: **Taku Kumazawa**, Aichi-ken (JP)

(**) Term: **14 Years**

(21) Appl. No.: **29/365,474**

(22) Filed: **Jul. 9, 2010**

Related U.S. Application Data

(63) Continuation-in-part of application No. 29/364,249, filed on Jun. 21, 2010, now abandoned, which is a continuation of application No. 29/343,410, filed on Sep. 11, 2009, now abandoned, which is a continuation of application No. 29/336,793, filed on May 8, 2009, now Pat. No. Des. 600,465, said application No. 29/365,474 is a continuation-in-part of application No. 29/355,484, filed on Feb. 8, 2010, which is a continuation-in-part of application No. 29/343,410.

(30) **Foreign Application Priority Data**

Mar. 9, 2009 (JP) 2009-005161
Mar. 9, 2009 (JP) 2009-005163
Jul. 6, 2010 (JP) 2010-016490

(51) **LOC (9) Cl.** **06-01**

(52) **U.S. Cl.** **D6/373**

(58) **Field of Classification Search** D6/334-336,
D6/369, 371, 372, 373, 374, 375, 376, 379,
D6/380, 500-502; 297/183.7, 239, 445.1,
297/447.1, 447.3, 447.4, 448.1, 448.2, 451.7,
297/452.18, 452.64

See application file for complete search history.

(56) **References Cited**

U.S. PATENT DOCUMENTS

1,960,022 A 5/1934 Melder
D112,866 S 1/1939 Vavrik

D149,980 S 6/1948 Spence
D149,982 S 6/1948 Sundberg
D202,775 S 11/1965 Rowland
3,404,916 A 10/1968 Rowland
3,724,897 A 4/1973 Faiks et al.
3,815,955 A 6/1974 Gibilterra
3,913,978 A 10/1975 Lester
D241,487 S 9/1976 Gibilterra
3,999,802 A 12/1976 Powers
4,049,315 A 9/1977 Jacobson
D272,490 S 2/1984 Ogg

(Continued)

FOREIGN PATENT DOCUMENTS

EP 000606009-0010 S 11/2006

OTHER PUBLICATIONS

Unpublished U.S. Appl. No. 29/355,483.

(Continued)

Primary Examiner — Brian N Vinson

(74) *Attorney, Agent, or Firm* — Steven J. Hultquist;
Hultquist IP

(57) **CLAIM**

The ornamental design for a chair, as shown and described.

DESCRIPTION

FIG. 1 is a perspective view of a chair showing my new design;

FIG. 2 is a front elevation view of the chair;

FIG. 3 is a rear elevation view of the chair;


FIG. 4 is a left side elevation view of the chair;

FIG. 5 is a top plan view of the chair; and,

FIG. 6 is a bottom plan view of the chair.

The right side elevation view of the chair is a mirror image of the left side elevation view thereof.

1 Claim, 6 Drawing Sheets



U.S. PATENT DOCUMENTS

4,648,653 A * 3/1987 Rowland 297/239
D335,777 S 5/1993 Hess
5,383,712 A 1/1995 Perry
D367,185 S 2/1996 Olson
D374,129 S * 10/1996 Timmons D6/373
D378,553 S 3/1997 Newhouse et al.
D382,415 S 8/1997 Leib
D390,024 S 2/1998 DeJule
RE36,335 E 10/1999 Perry
D423,805 S 5/2000 Olson
6,109,696 A 8/2000 Newhouse et al.
D433,578 S 11/2000 Saul
6,250,718 B1 6/2001 Newhouse et al.
D466,712 S 12/2002 Haney et al.
D472,723 S 4/2003 Haney et al.
D495,890 S 9/2004 Chadwick et al.
6,957,860 B1 10/2005 Leist et al.
D516,830 S * 3/2006 Leist et al. D6/373
D527,921 S * 9/2006 Iida et al. D6/373
D528,812 S 9/2006 Giugiaro
D541,068 S * 4/2007 Foster D6/374
D543,370 S 5/2007 Han

D550,977 S 9/2007 Igarashi
D558,478 S * 1/2008 Rothe D6/373
D569,644 S * 5/2008 Kumazawa D6/372
D600,465 S 9/2009 Kumazawa
D600,953 S 9/2009 Kumazawa
D600,954 S 9/2009 Kumazawa
D602,276 S * 10/2009 Neil D6/374
D609,487 S 2/2010 Kumazawa
D609,488 S 2/2010 Kumazawa
D617,568 S 6/2010 Kumazawa
D618,004 S * 6/2010 DeSanta et al. D6/366

OTHER PUBLICATIONS

Unpublished U.S. Appl. No. 29/355,484.
Unpublished U.S. Appl. No. 29/316,587.
Unpublished U.S. Appl. No. 29/362,092.
Unpublished U.S. Appl. No. 29/365,480.
Unpublished U.S. Appl. No. 29/343,410.
Unpublished U.S. Appl. No. 29/365,477.
Unpublished U.S. Appl. No. 29/364,249.
Unpublished U.S. Appl. No. 29/365,471.

* cited by examiner




FIG. 1




FIG. 2




FIG. 3

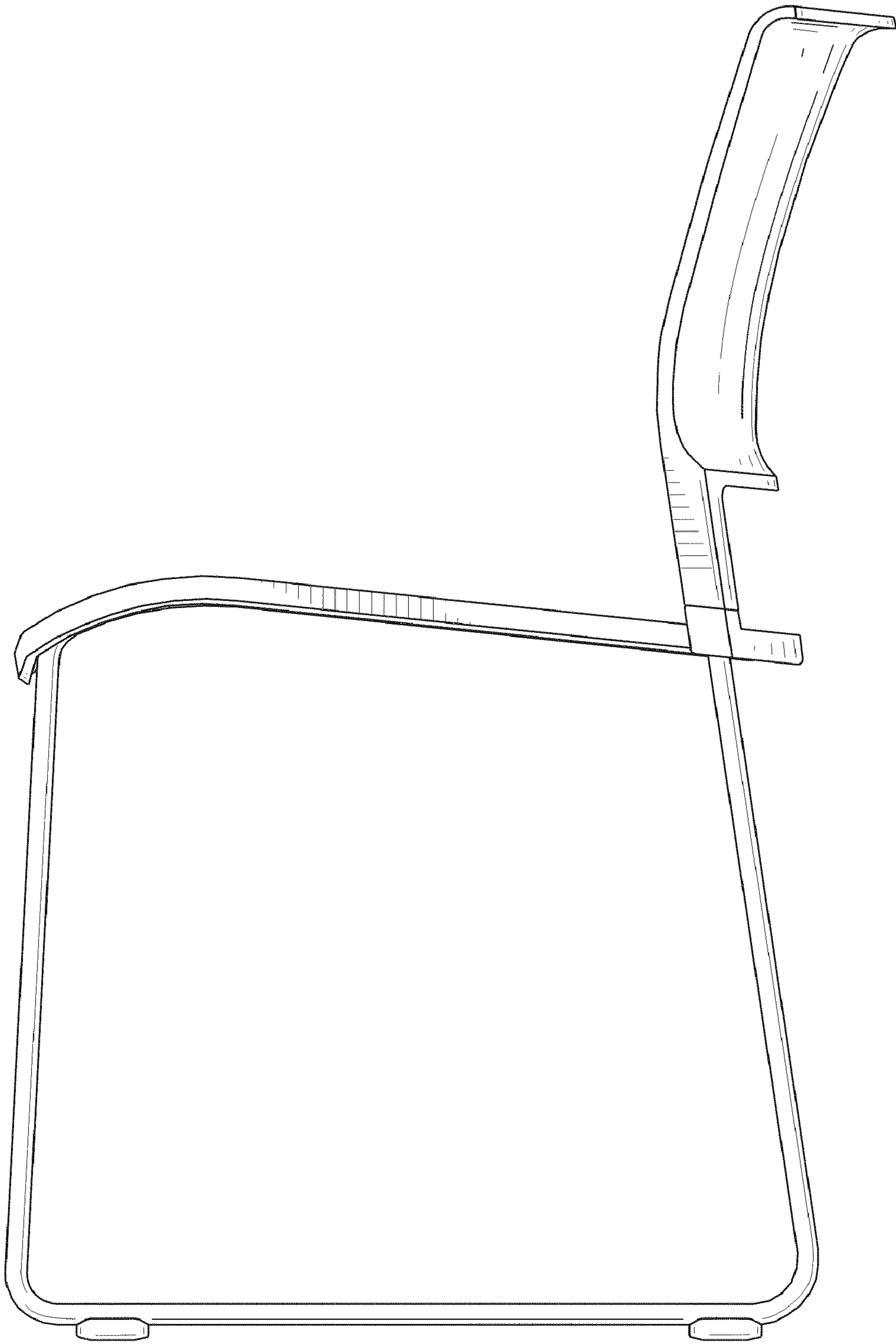


FIG. 4




FIG. 5

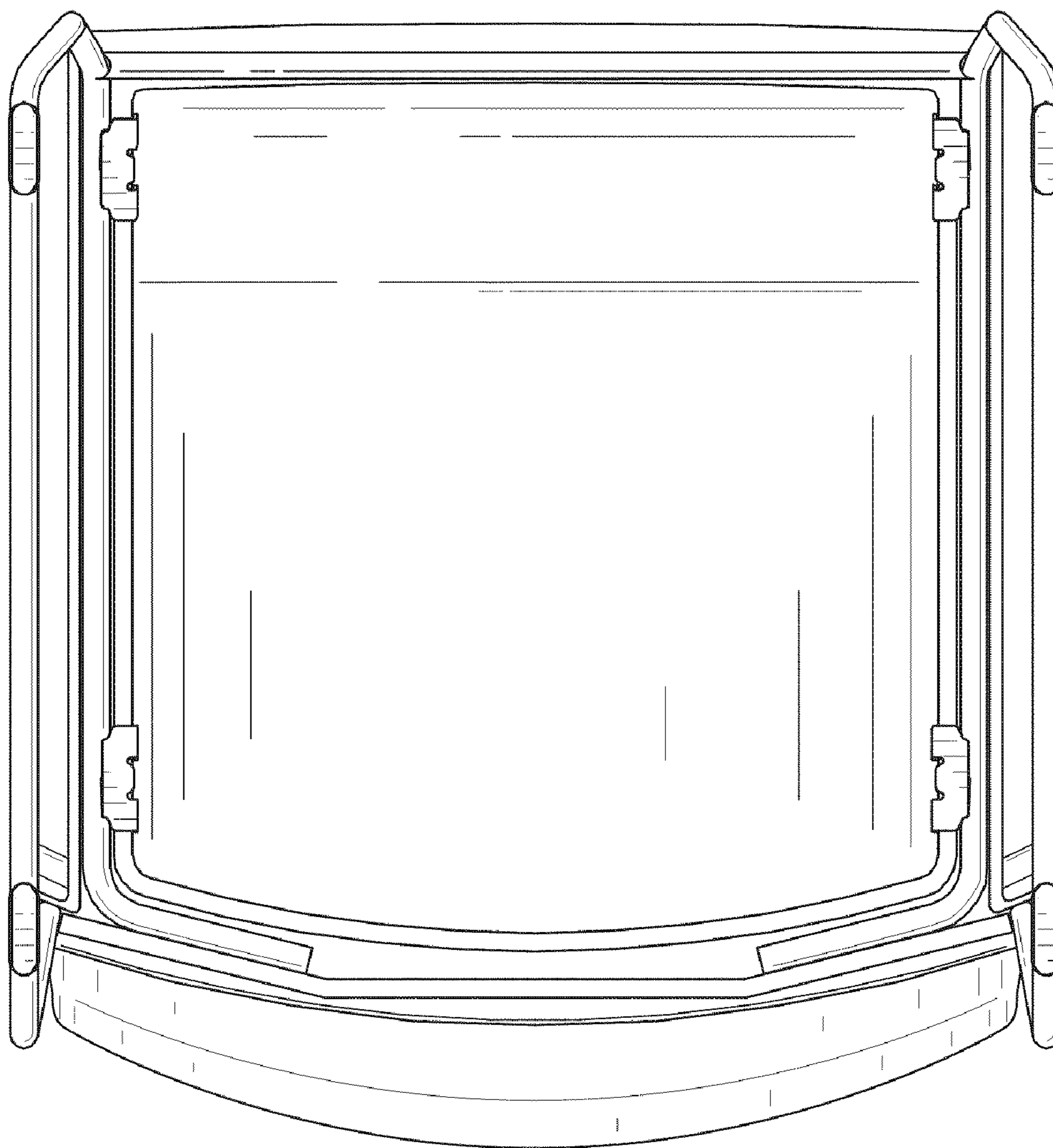


FIG. 6

UNITED STATES PATENT AND TRADEMARK OFFICE
CERTIFICATE OF CORRECTION

PATENT NO. : D648,150 S
APPLICATION NO. : 29/365474
DATED : November 8, 2011
INVENTOR(S) : Taku Kumazawa

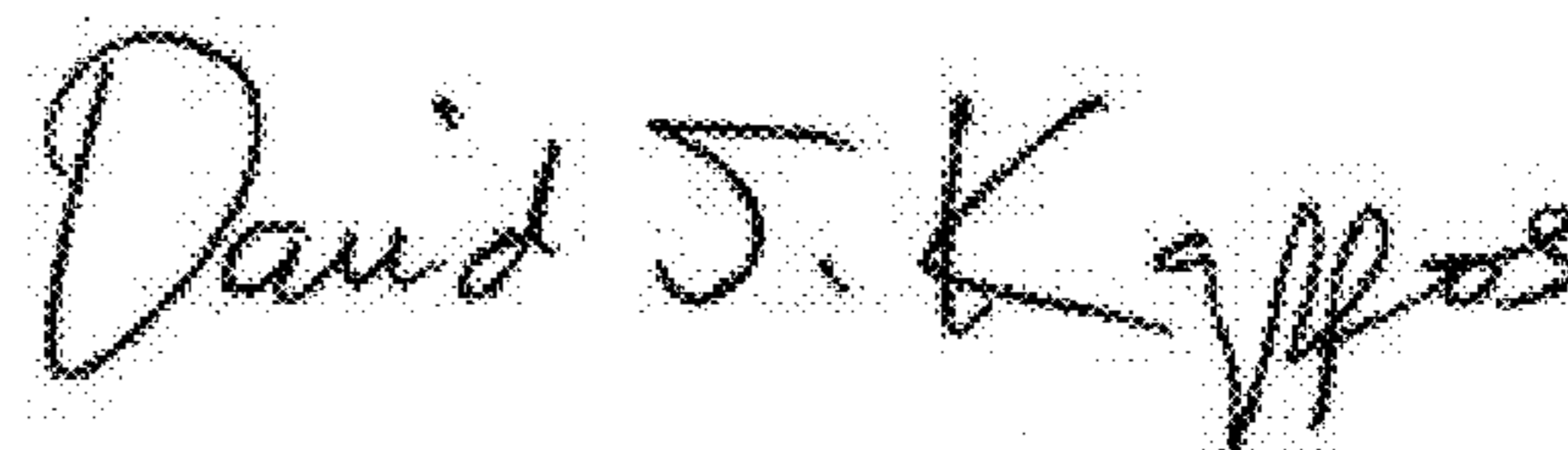
Page 1 of 3

It is certified that error appears in the above-identified patent and that said Letters Patent is hereby corrected as shown below:

Delete title page showing illustrative figure and substitute title page as attached.

Delete drawing sheet 1 of 6 and substitute drawing sheet 1 of 6 as attached.

Signed and Sealed this
Seventh Day of February, 2012

A handwritten signature in black ink, reading "David J. Kappos". The signature is written in a cursive, flowing style with a large initial "D" and a stylized "K".

David J. Kappos
Director of the United States Patent and Trademark Office

(12) **United States Design Patent**
Kumazawa

(10) **Patent No.:** **US D648,150 S**
(45) **Date of Patent:** **** Nov. 8, 2011**

(54) **CHAIR**

(76) Inventor: **Taku Kumazawa, Aichi-ken (JP)**

(**) Term: **14 Years**

(21) Appl. No.: **29/365,474**

(22) Filed: **Jul. 9, 2010**

Related U.S. Application Data

(63) Continuation-in-part of application No. 29/364,249, filed on Jun. 21, 2010, now abandoned, which is a continuation of application No. 29/343,410, filed on Sep. 11, 2009, now abandoned, which is a continuation of application No. 29/336,793, filed on May 8, 2009, now Pat. No. Des. 600,465, said application No. 29/365,474 is a continuation-in-part of application No. 29/355,484, filed on Feb. 8, 2010, which is a continuation-in-part of application No. 29/343,410.

(30) **Foreign Application Priority Data**

Mar. 9, 2009 (JP) 2009-005161
Mar. 9, 2009 (JP) 2009-005163
Jul. 6, 2010 (JP) 2010-016490

(51) **LOC (9) CL** **06-01**

(52) **U.S. CL** **D6/373**

(58) **Field of Classification Search** D6/334-336,
D6/369, 371, 372, 373, 374, 375, 376, 379,
D6/380, 500-502; 297/183.7, 239, 445.1,
297/447.1, 447.3, 447.4, 448.1, 448.2, 451.7,
297/452.18, 452.64

See application file for complete search history.

(56) **References Cited**

U.S. PATENT DOCUMENTS

1,960,022 A 5/1934 Melder
D112,866 S 1/1939 Vavrik

D149,980 S 6/1948 Spence
D149,982 S 6/1948 Sundberg
D202,775 S 11/1965 Rowland
3,404,916 A 10/1968 Rowland
3,724,897 A 4/1973 Faiks et al.
3,815,955 A 6/1974 Gibilterra
3,913,978 A 10/1975 Lester
D241,487 S 9/1976 Gibilterra
3,999,802 A 12/1976 Powers
4,049,315 A 9/1977 Jacobson
D272,490 S 2/1984 Ogg

(Continued)

FOREIGN PATENT DOCUMENTS

EP 000606009-0010 S 11/2006

OTHER PUBLICATIONS

Unpublished U.S. Appl. No. 29/355,483

(Continued)

Primary Examiner — Brian N Vinson

(74) *Attorney, Agent, or Firm* — Steven J. Hultquist:
Hultquist IP

(57) **CLAIM**

The ornamental design for a chair, as shown and described.

DESCRIPTION

FIG. 1 is a perspective view of a chair showing my new design;

FIG. 2 is a front elevation view of the chair;

FIG. 3 is a rear elevation view of the chair;

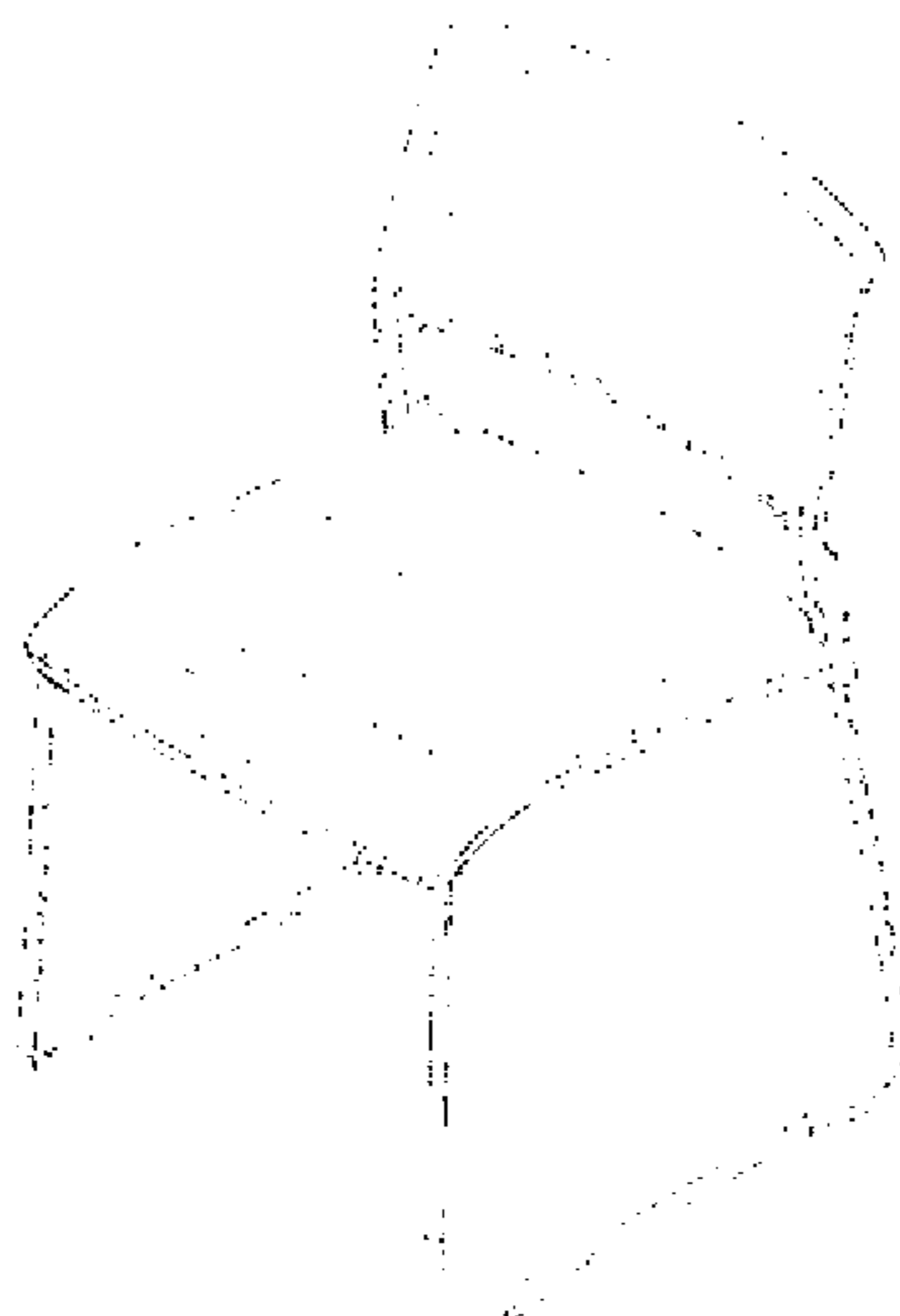
FIG. 4 is a left side elevation view of the chair;

FIG. 5 is a top plan view of the chair; and,

FIG. 6 is a bottom plan view of the chair.

The right side elevation view of the chair is a mirror image of the left side elevation view thereof.

1 Claim, 6 Drawing Sheets



U.S. Patent

Nov. 8, 2011

Sheet 1 of 6

D648,150 S




FIG. 1

UNITED STATES PATENT AND TRADEMARK OFFICE
CERTIFICATE OF CORRECTION

PATENT NO. : D648,150 S
APPLICATION NO. : 29/365474
DATED : November 8, 2011
INVENTOR(S) : Taku Kumazawa

Page 1 of 3

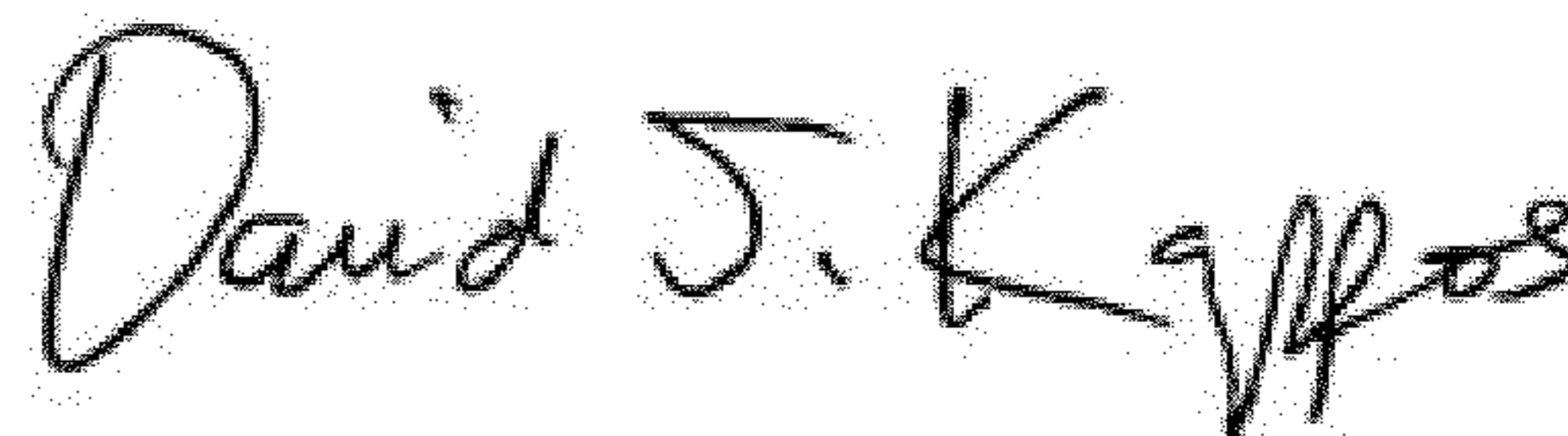
It is certified that error appears in the above-identified patent and that said Letters Patent is hereby corrected as shown below:

Delete title page showing illustrative figure and substitute title page as attached.

Delete drawing sheet 1 of 6 and substitute drawing sheet 1 of 6 as attached.

This certificate supersedes the Certificate of Correction issued February 7, 2012.

Signed and Sealed this
Twenty-seventh Day of March, 2012

A handwritten signature in black ink, reading "David J. Kappos". The signature is written in a cursive, flowing style with a large initial "D" and "K".

David J. Kappos
Director of the United States Patent and Trademark Office

(12) **United States Design Patent**
Kumazawa

(10) **Patent No.:** **US D648,150 S**
(45) **Date of Patent:** **** Nov. 8, 2011**

(54) **CHAIR**

(76) Inventor: **Taku Kumazawa, Aichi-ken (JP)**

(**) Term: **14 Years**

(21) Appl. No.: **29/365,474**

(22) Filed: **Jul. 9, 2010**

Related U.S. Application Data

(63) Continuation-in-part of application No. 29/364,249, filed on Jun. 21, 2010, now abandoned, which is a continuation of application No. 29/343,410, filed on Sep. 11, 2009, now abandoned, which is a continuation of application No. 29/336,793, filed on May 8, 2009, now Pat. No. Des. 600,465, said application No. 29/365,474 is a continuation-in-part of application No. 29/355,484, filed on Feb. 8, 2010, which is a continuation-in-part of application No. 29/343,410.

(30) Foreign Application Priority Data

Mar. 9, 2009 (JP) 2009-005161
Mar. 9, 2009 (JP) 2009-005163
Jul. 6, 2010 (JP) 2010-016490

(51) **LOC (9) CL** **06-01**

(52) **U.S. CL** **D6/373**

(58) **Field of Classification Search** D6/334-336,
D6/369, 371, 372, 373, 374, 375, 376, 379,
D6/380, 500-502; 297/183.7, 239, 445.1,
297/447.1, 447.3, 447.4, 448.1, 448.2, 451.7,
297/452.18, 452.64

See application file for complete search history.

(56) References Cited

U.S. PATENT DOCUMENTS

1,960,022 A 5/1934 Melder
D112,866 S 1/1939 Vavrik

D149,980 S 6/1948 Spence
D149,982 S 6/1948 Sundberg
D202,775 S 11/1965 Rowland
3,404,916 A 10/1968 Rowland
3,724,897 A 4/1973 Faiks et al.
3,815,955 A 6/1974 Gibilterra
3,913,978 A 10/1975 Lester
D241,487 S 9/1976 Gibilterra
3,999,802 A 12/1976 Powers
4,049,315 A 9/1977 Jacobson
D272,490 S 2/1984 Ogg

(Continued)

FOREIGN PATENT DOCUMENTS

EP 000606009-0010 S 11/2006

OTHER PUBLICATIONS

Unpublished U.S. Appl. No. 29/355,483

(Continued)

Primary Examiner — Brian N Vinson

(74) *Attorney, Agent, or Firm* — Steven J. Hultquist:
Hultquist IP

(57) CLAIM

The ornamental design for a chair, as shown and described.

DESCRIPTION

FIG. 1 is a perspective view of a chair showing my new design;

FIG. 2 is a front elevation view of the chair;

FIG. 3 is a rear elevation view of the chair;

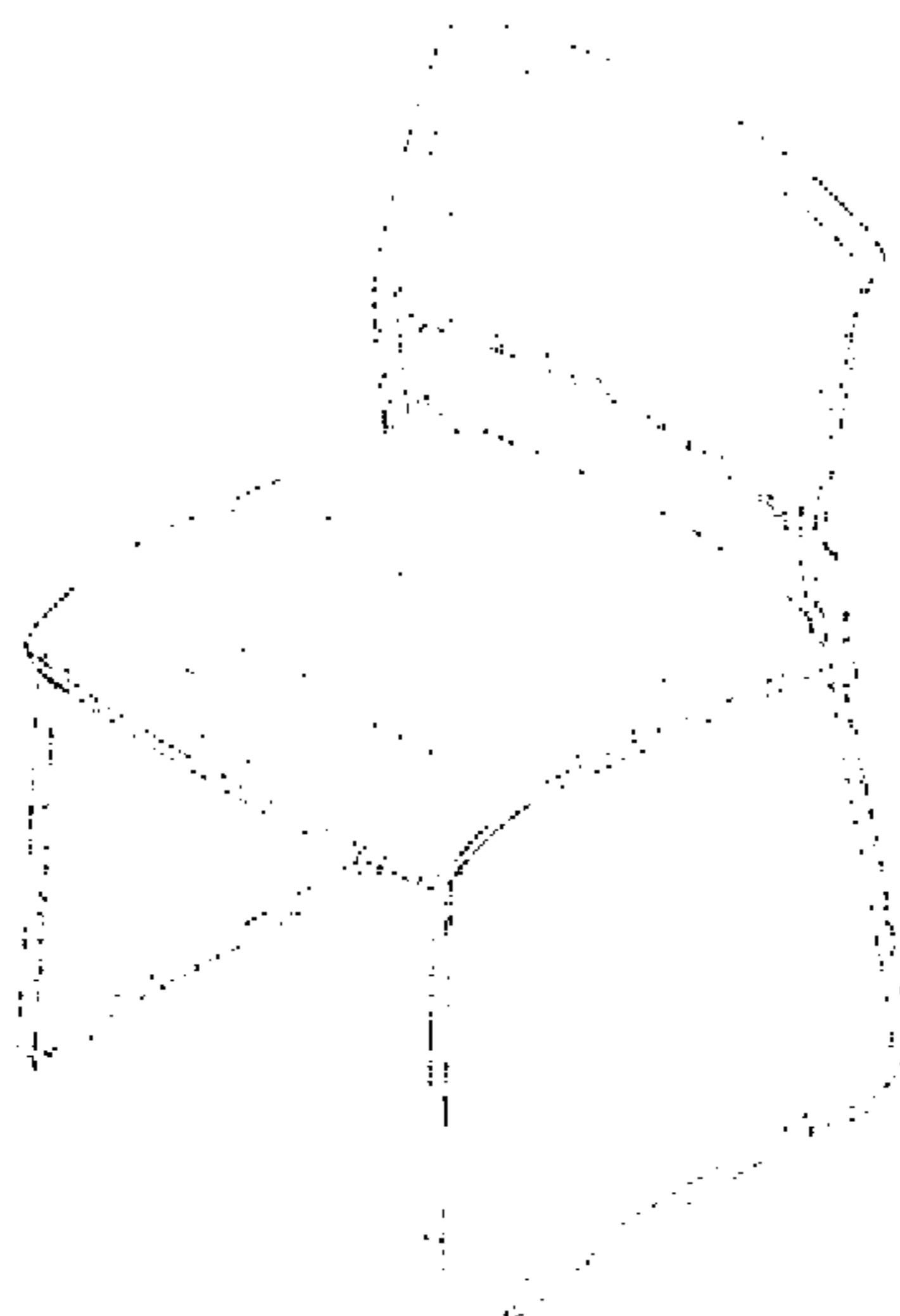
FIG. 4 is a left side elevation view of the chair;

FIG. 5 is a top plan view of the chair; and,

FIG. 6 is a bottom plan view of the chair.

The right side elevation view of the chair is a mirror image of the left side elevation view thereof.

1 Claim, 6 Drawing Sheets



U.S. Patent

Nov. 8, 2011

Sheet 1 of 6

D648,150 S




FIG. 1

UNITED STATES PATENT AND TRADEMARK OFFICE
CERTIFICATE OF CORRECTION

PATENT NO. : D648,150 S
APPLICATION NO. : 29/365474
DATED : November 8, 2011
INVENTOR(S) : Taku Kumazawa

Page 1 of 3

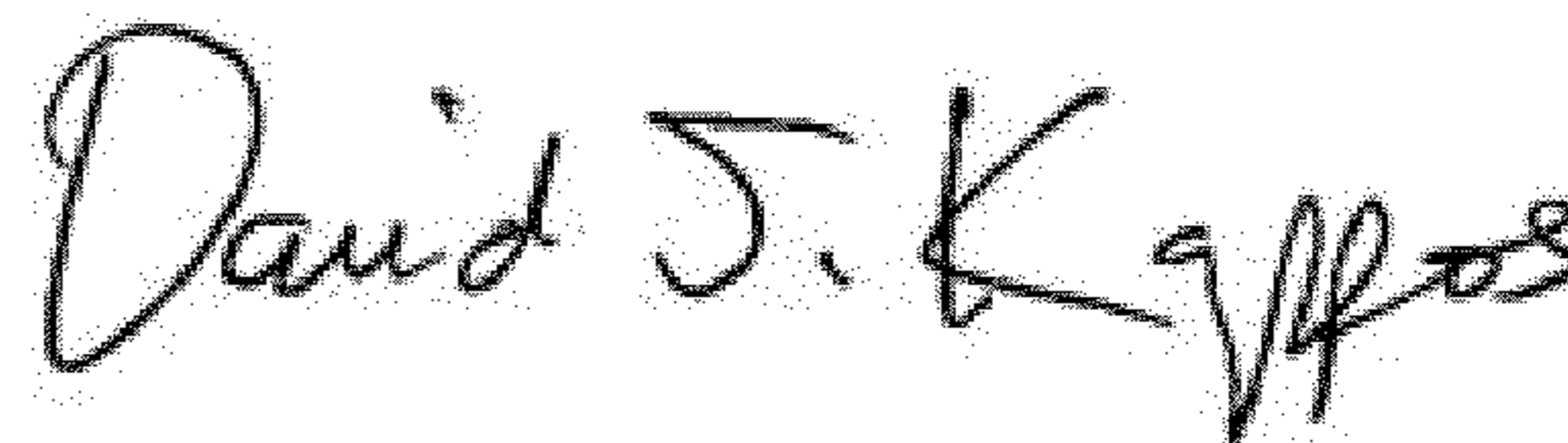
It is certified that error appears in the above-identified patent and that said Letters Patent is hereby corrected as shown below:

Delete title page showing illustrative figure and substitute title page as attached.

Delete drawing sheet 1 of 6 and substitute drawing sheet 1 of 6 as attached.

This certificate supersedes the Certificates of Correction issued February 7, 2012 and March 27, 2012.

Signed and Sealed this
Third Day of July, 2012

A handwritten signature in black ink, reading "David J. Kappos". The signature is written in a cursive, flowing style with a large initial "D" and a stylized "K".

David J. Kappos
Director of the United States Patent and Trademark Office

(12) **United States Design Patent**
Kumazawa

(10) **Patent No.:** **US D648,150 S**

(45) **Date of Patent:** **** Nov. 8, 2011**

(54) **CHAIR**

(76) **Inventor:** **Taku Kumazawa, Aichi-ken (JP)**

(**) **Term:** **14 Years**

(21) **Appl. No.:** **29/365,474**

(22) **Filed:** **Jul. 9, 2010**

Related U.S. Application Data

(63) Continuation-in-part of application No. 29/364,249, filed on Jun. 21, 2010, now abandoned, which is a continuation of application No. 29/343,410, filed on Sep. 11, 2009, now abandoned, which is a continuation of application No. 29/336,793, filed on May 8, 2009, now Pat. No. Des. 600,465, said application No. 29/365,474 is a continuation-in-part of application No. 29/355,484, filed on Feb. 8, 2010, which is a continuation-in-part of application No. 29/343,410.

(30) **Foreign Application Priority Data**

Mar. 9, 2009 (JP) 2009-005161
 Mar. 9, 2009 (JP) 2009-005163
 Jul. 6, 2010 (JP) 2010-016490

(51) **LOC (9) Cl.** **06-01**

(52) **U.S. Cl.** **D6/373**

(58) **Field of Classification Search** D6/334-336,
 D6/369, 371, 372, 373, 374, 375, 376, 379,
 D6/380, 500-502; 297/183.7, 239, 445.1,
 297/447.1, 447.3, 447.4, 448.1, 448.2, 451.7,
 297/452.18, 452.64
 See application file for complete search history.

(56) **References Cited**

U.S. PATENT DOCUMENTS

1,960,022 A 5/1934 Melder
 D112,866 S 1/1939 Vavrik

D149,980 S 6/1948 Spence
 D149,982 S 6/1948 Sundberg
 D202,775 S 11/1965 Rowland
 3,404,916 A 10/1968 Rowland
 3,724,897 A 4/1973 Faiks et al.
 3,815,955 A 6/1974 Gibilterra
 3,913,978 A 10/1975 Lester
 D241,487 S 9/1976 Gibilterra
 3,999,802 A 12/1976 Powers
 4,049,315 A 9/1977 Jacobson
 D272,490 S 2/1984 Ogg

(Continued)

FOREIGN PATENT DOCUMENTS

EP 000606009-0010 S 11/2006

OTHER PUBLICATIONS

Unpublished U.S. Appl. No. 29/355,483.

(Continued)

Primary Examiner --- Brian N Vinson

(74) *Attorney, Agent, or Firm* --- Steven J. Hultquist;
 Hultquist IP

(57) **CLAIM**

The ornamental design for a chair, as shown and described.

DESCRIPTION

FIG. 1 is a perspective view of a chair showing my new design;

FIG. 2 is a front elevation view of the chair;

FIG. 3 is a rear elevation view of the chair;


FIG. 4 is a left side elevation view of the chair;

FIG. 5 is a top plan view of the chair; and,

FIG. 6 is a bottom plan view of the chair.

The right side elevation view of the chair is a mirror image of the left side elevation view thereof.

1 Claim, 6 Drawing Sheets



U.S. Patent

Nov. 8, 2011

Sheet 1 of 6

D648,150 S




FIG. 1

UNITED STATES PATENT AND TRADEMARK OFFICE
CERTIFICATE OF CORRECTION

PATENT NO. : D648,150 S
APPLICATION NO. : 29/365474
DATED : November 8, 2011
INVENTOR(S) : Taku Kumazawa

Page 1 of 1

It is certified that error appears in the above-identified patent and that said Letters Patent is hereby corrected as shown below:

Title Page, below Item (54):

“(75) Inventor: Taku Kumazawa, Aichi-ken (JP)”

is corrected to read:

-- (75) Inventor: Taku Kumazawa, Aichi-ken (JP)

(73) Assignee: Aichi Co., Ltd. (JP) --

Signed and Sealed this
Twenty-third Day of July, 2013



Teresa Stanek Rea
Acting Director of the United States Patent and Trademark Office