



US00D648146S

(12) **United States Design Patent**  
**Unterrainer et al.**

(10) **Patent No.:** **US D648,146 S**  
(45) **Date of Patent:** **\*\* \*Nov. 8, 2011**

(54) **STOOL**

(75) Inventors: **Emil Unterrainer**, Ellmau (AT); **Gregor Unterrainer**, Kitzbühel (AT)

(73) Assignee: **Emil Unterrainer**, Ellmau (AT)

(\*) Notice: This patent is subject to a terminal disclaimer.

(\*\*) Term: **14 Years**

(21) Appl. No.: **29/351,843**

(22) Filed: **Dec. 11, 2009**

(30) **Foreign Application Priority Data**

Jun. 12, 2009 (EP) ..... 001545500-0004

(51) **LOC (9) Cl.** ..... **06-01**

(52) **U.S. Cl.** ..... **D6/351**

(58) **Field of Classification Search** ..... D6/340,  
D6/349-354, 355, 491, 492, 500-502; 297/16.1,  
297/16.2, 175, 181, 186, 187, 195.1, 215.16,  
297/440.12, 461, 462, DIG. 2

See application file for complete search history.

(56) **References Cited**

U.S. PATENT DOCUMENTS

D187,799	S	*	5/1960	Refneman	.....	D6/495
D194,037	S	*	11/1962	Saارين	.....	D6/495
D218,421	S	*	8/1970	Crandall	.....	D6/495
D218,422	S	*	8/1970	Crandall	.....	D6/495
D236,300	S	*	8/1975	Hartlinger	.....	D6/351
D238,726	S	*	2/1976	Lobik	.....	D6/417
D245,954	S	*	10/1977	Tosaw	.....	D6/335
D261,450	S	*	10/1981	Jenkins	.....	D6/354
D269,291	S	*	6/1983	Hofer et al.	.....	D23/366
4,676,547	A	*	6/1987	Spillman	.....	297/4
D365,695	S	*	1/1996	Sibbitt, Sr.	.....	D6/364
D428,721	S	*	8/2000	Jenkins	.....	D6/364
D436,270	S	*	1/2001	Kane	.....	D6/486
D483,959	S	*	12/2003	Howard et al.	.....	D6/364
D578,806	S	*	10/2008	Lievore	.....	D6/486
D581,705	S	*	12/2008	Li	.....	D6/486

\* cited by examiner

*Primary Examiner* — Sandra Snapp

(74) *Attorney, Agent, or Firm* — Sughrue Mion, PLLC


(57) **CLAIM**

The ornamental design for stool, as shown.

**DESCRIPTION**

FIG. 1 is a top perspective view of the stool;  
FIG. 2 is a front view of the stool; and,  
FIG. 3 is a bottom perspective view of the stool.

**1 Claim, 3 Drawing Sheets**






FIG. 1




FIG. 2

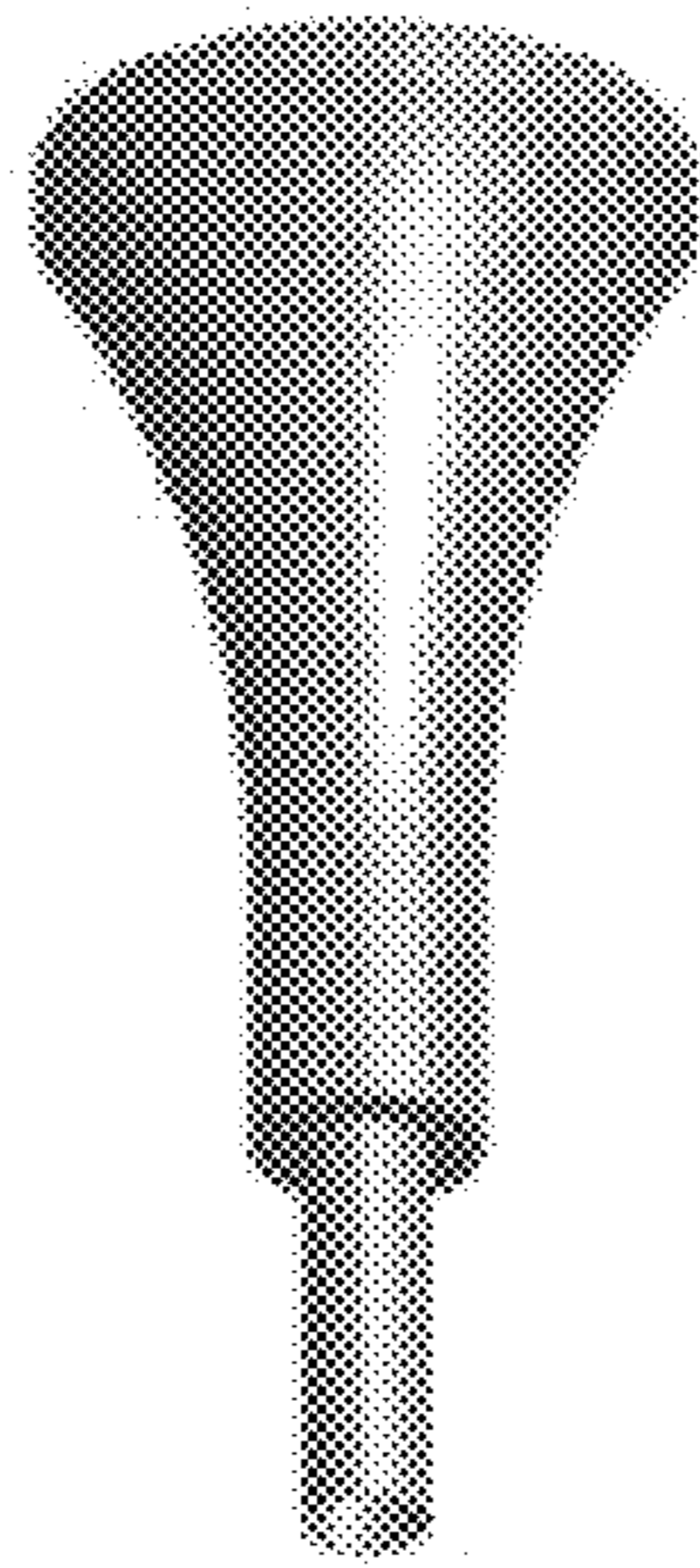


FIG. 3