

US00D648104S

(12) **United States Design Patent**  
**Bolden**

(10) **Patent No.:** **US D648,104 S**

(45) **Date of Patent:** **\*\* Nov. 8, 2011**

(54) **COMBINATION DETACHABLE HEEL  
SUPPORT AND PROTECTOR**

(76) Inventor: **Ira J. Bolden**, N. Lauderdale, FL (US)

(\*\*) Term: **14 Years**

(21) Appl. No.: **29/373,711**

(22) Filed: **May 14, 2011**

(51) **LOC (9) Cl.** ..... **02-04**

(52) **U.S. Cl.** ..... **D2/915; D2/909**

(58) **Field of Classification Search** ..... D2/901,  
D2/902, 906, 909, 910, 913, 914, 915, 962,  
D2/972; 36/7.1 R, 113, 114, 126-130, 132,  
36/2 R, 1.5, 58.5, 69, 77 R

See application file for complete search history.

(56) **References Cited**

**U.S. PATENT DOCUMENTS**

98,668 A	1/1870	Creper	
301,534 A	7/1884	Swan	
425,093 A	4/1890	Cooper	
1,417,934 A	5/1922	Miller	
D192,208 S	2/1962	Bradley	
3,983,641 A	10/1976	Wright	
D242,090 S *	11/1976	Wilson	D2/915
4,249,321 A	2/1981	Nagy	
D268,376 S *	3/1983	Scharf	D2/915
D272,104 S *	1/1984	Campbell	D2/915
4,459,764 A	7/1984	Beck	
4,577,417 A	3/1986	Cole	
D286,460 S *	11/1986	Haber	D2/915
D287,660 S *	1/1987	Strickland	D2/915
D288,382 S	2/1987	Birchwood	
4,662,082 A	5/1987	Shabazz	
4,727,659 A	3/1988	Walker	
4,872,271 A	10/1989	Allen	

D337,421 S *	7/1993	Abuzeed	D2/915
D338,774 S *	8/1993	Fowler	D2/915
D341,698 S *	11/1993	Hudson	D2/915
5,257,469 A	11/1993	Beasley	
D352,381 S *	11/1994	Rose	D2/915
5,361,517 A	11/1994	Liener	
5,507,105 A	4/1996	Cancel	
5,771,607 A	6/1998	Dean	
D403,843 S *	1/1999	Howard	D2/909
D482,514 S *	11/2003	Whittington	D2/946
6,775,927 B2	8/2004	Glicksman	
7,272,898 B2	9/2007	McAllister	

\* cited by examiner

*Primary Examiner* — Rob Spear

*Assistant Examiner* — Rashida C McCoy

(74) *Attorney, Agent, or Firm* — Randal D. Homburg

(57) **CLAIM**

The ornamental design for a combination detachable heel support and protector, as shown and described.

**DESCRIPTION**

FIG. 1 is a left side view of the combination detachable heel support and protector, showing my new design; FIG. 2 is a right side view thereof; FIG. 3 is a front view thereof; FIG. 4 is a rear end view thereof; FIG. 5 is a top view thereof; FIG. 6 is a bottom view thereof; FIG. 7 is a top perspective view thereof; and, FIG. 8 is a top perspective view combination detachable heel support and protector in an open position. The broken lines illustrate environmental structure and form no part of the claimed design.

**1 Claim, 4 Drawing Sheets**





FIG. 1

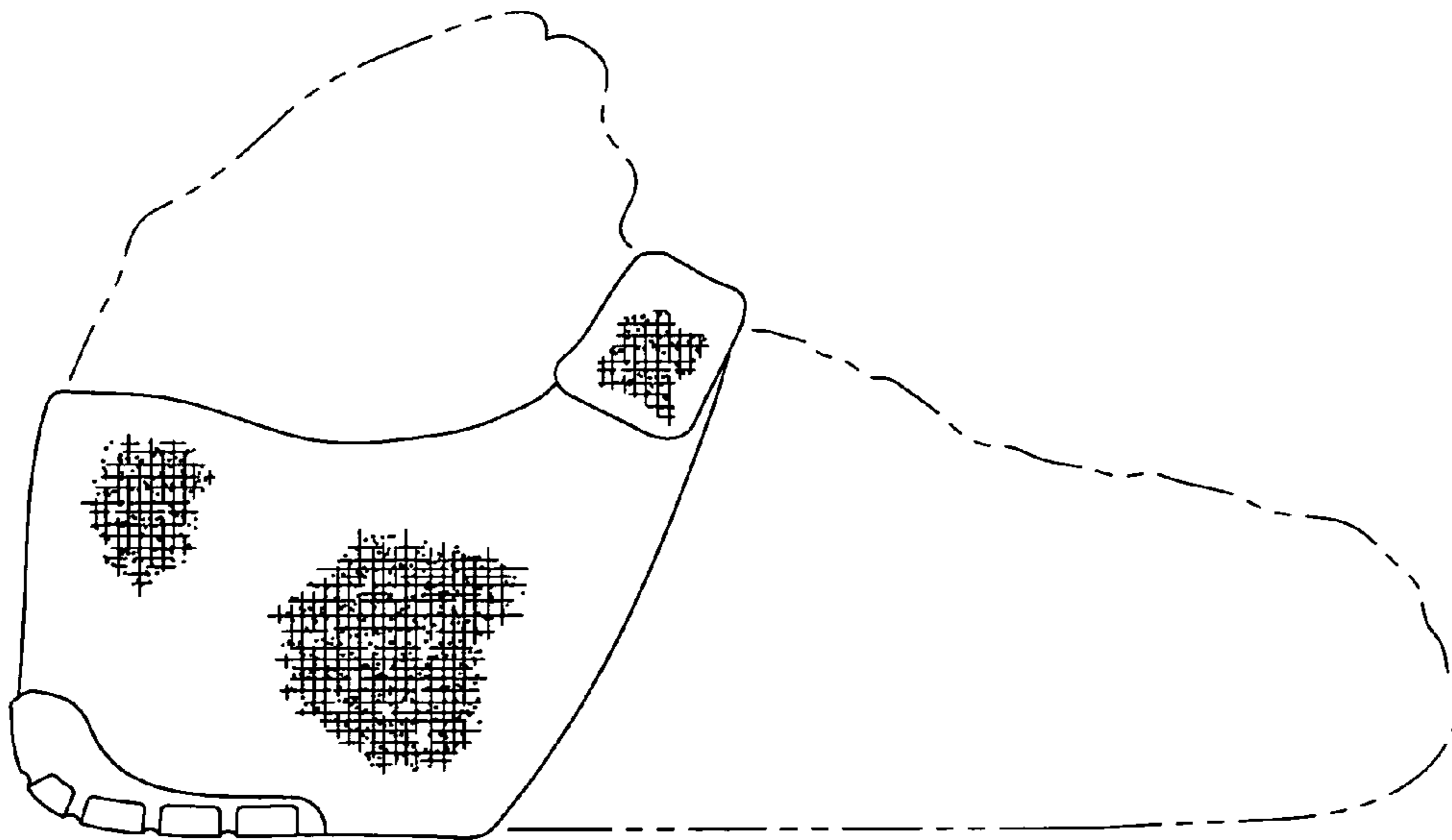


FIG. 2

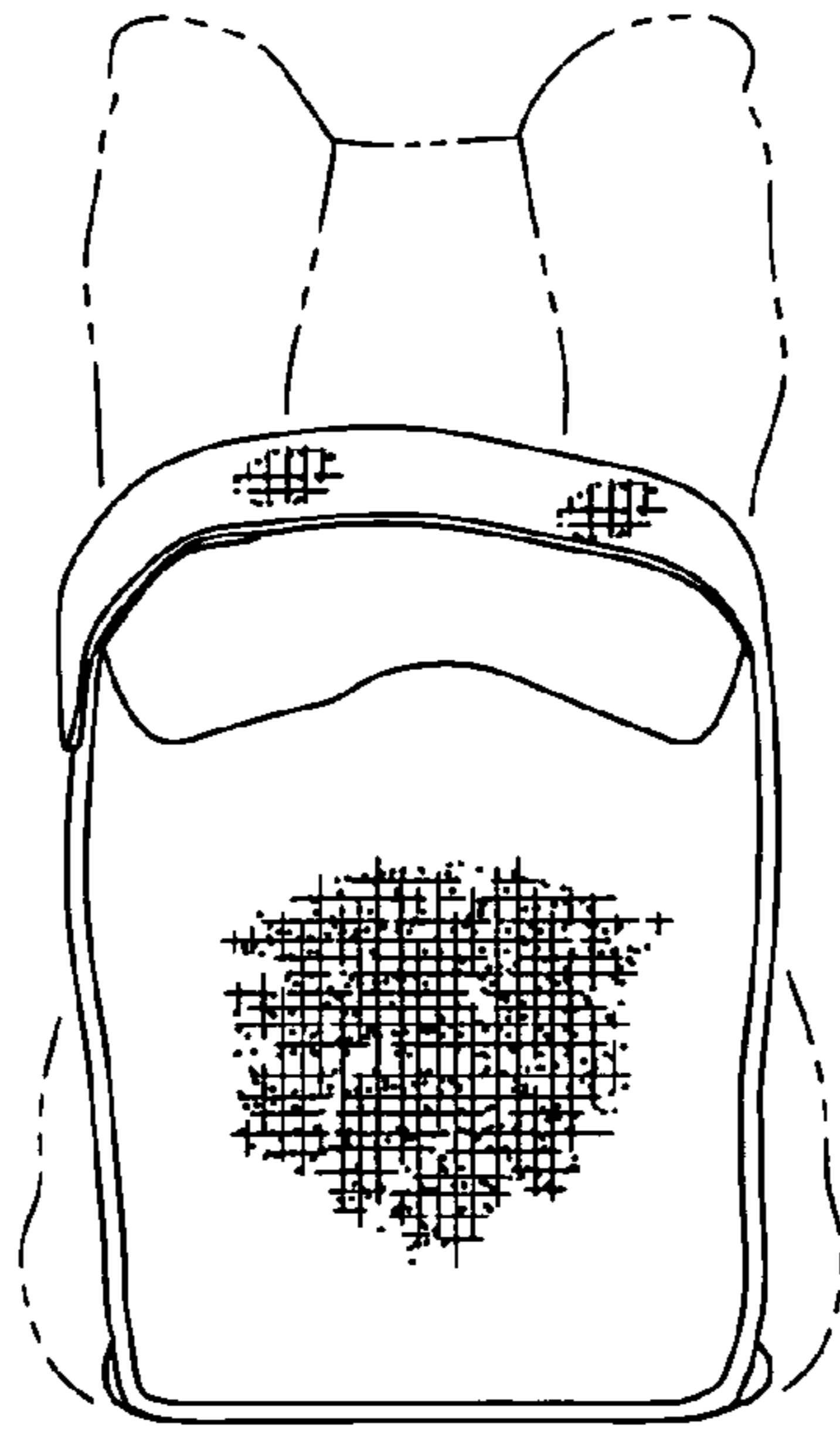


FIG. 3

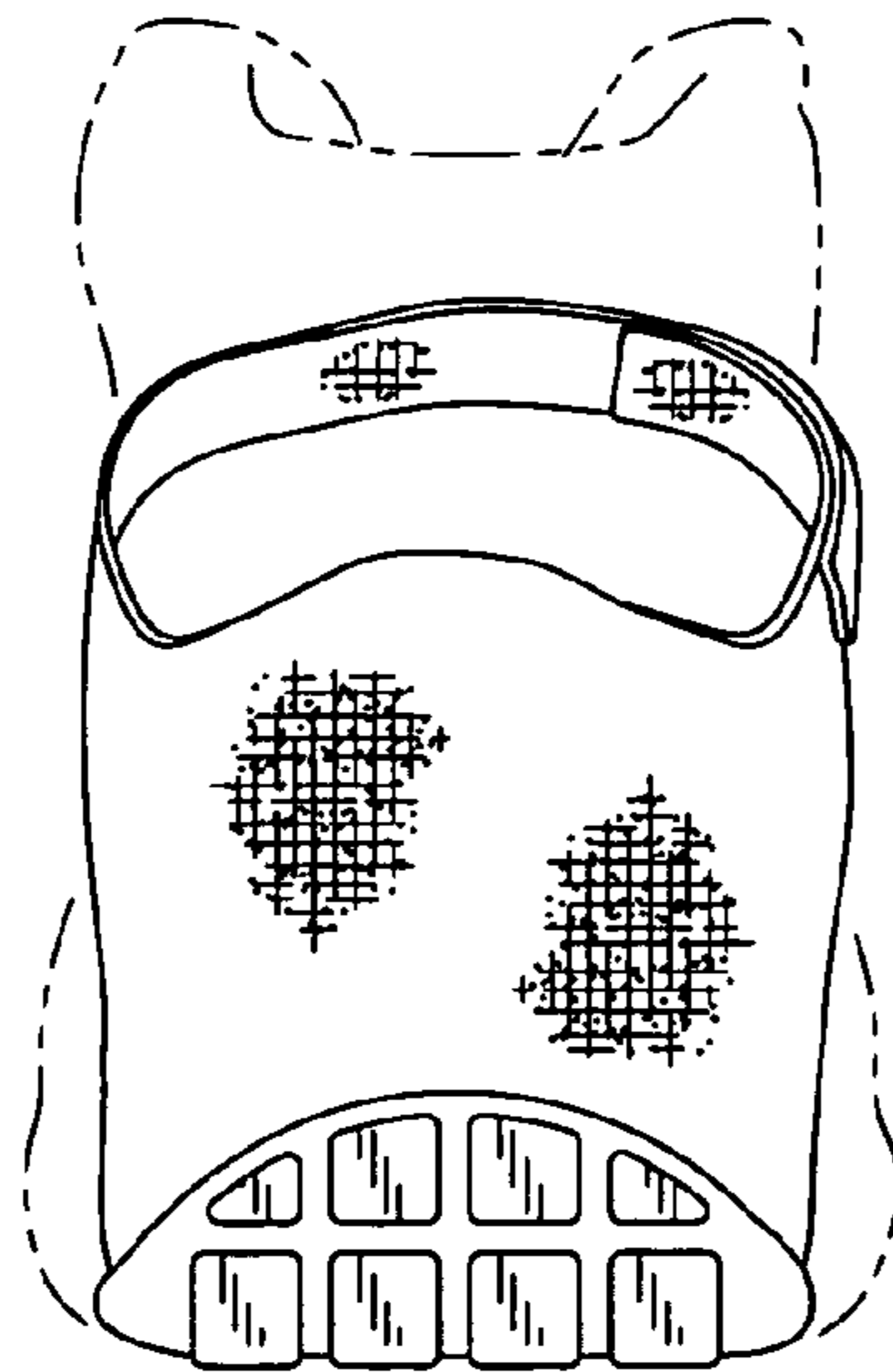


FIG. 4

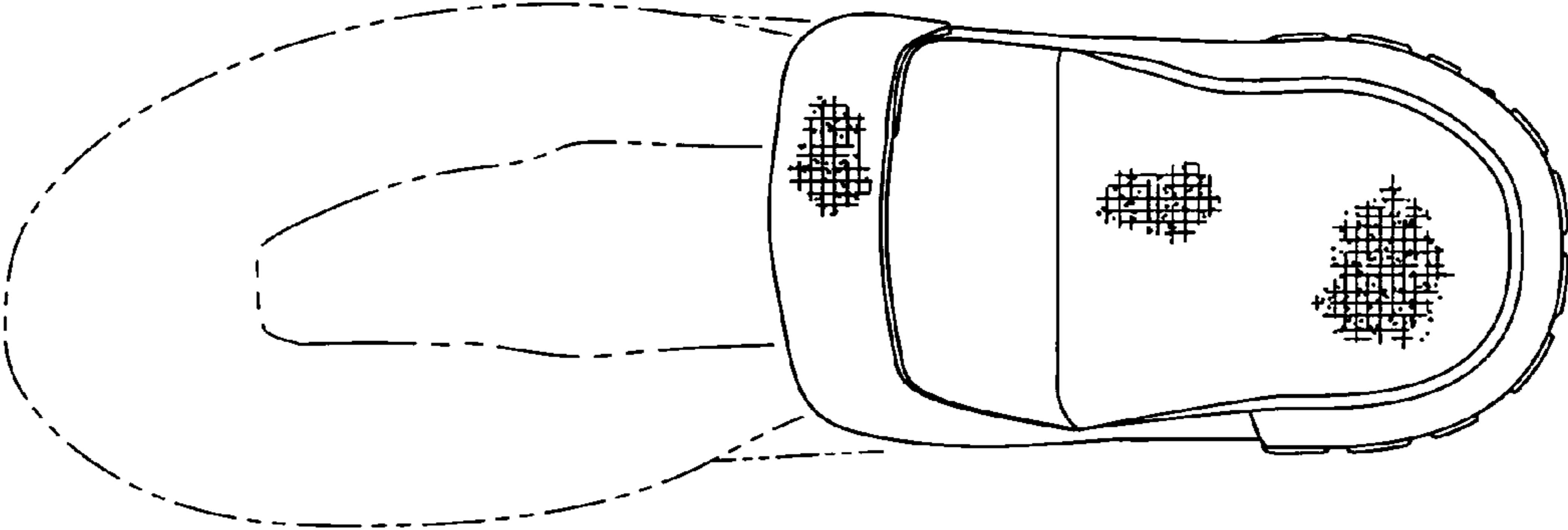


FIG. 5

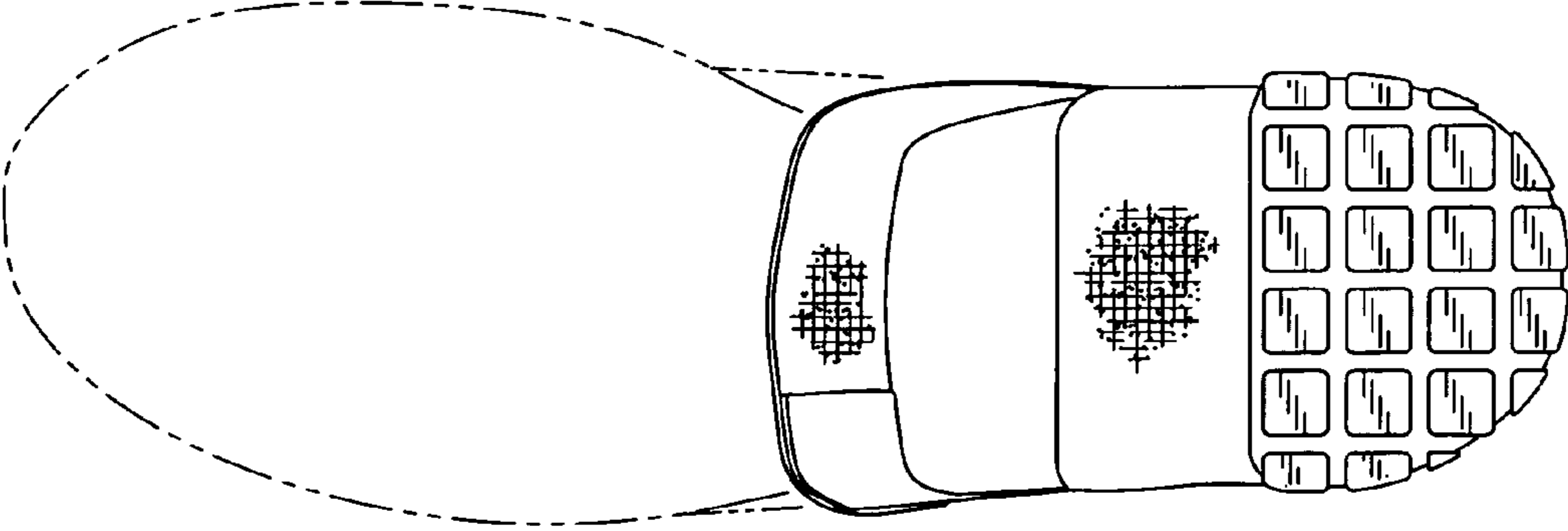


FIG. 6

