



US00D648098S

(12) **United States Design Patent**  
**Mitchell**

(10) **Patent No.:** **US D648,098 S**

(45) **Date of Patent:** **\*\* Nov. 8, 2011**

(54) **UNDERGARMENT**

(76) Inventor: **Gwen G. Mitchell**, Pittsburgh, PA (US)

(\*\*) Term: **14 Years**

(21) Appl. No.: **29/341,942**

(22) Filed: **Aug. 14, 2009**

(51) **LOC (9) Cl.** ..... **02-01**

(52) **U.S. Cl.** ..... **D2/712**

(58) **Field of Classification Search** ..... D2/700,  
D2/712, 713, 714, 715, 716, 728, 731, 732,  
D2/738, 742, 743, 860; D24/124, 125, 126,  
D24/189, 190; 2/69, 70, 71, 72, 73, 78.1,  
2/78.2, 78.3, 78.4, 134, 227, 228, 234, 237,  
2/311, 400, 401, 402, 403, 405, 406, 407,  
2/408, 919; 128/98.1, 842; 602/68, 69, 70,  
602/73; 604/358, 378, 384, 385.14, 385.28,  
604/385.101, 391, 396

See application file for complete search history.

5,535,452 A \* 7/1996 Rozenblat ..... 2/403  
D384,150 S \* 9/1997 Gray et al. .... D24/126  
6,076,195 A \* 6/2000 Klein ..... 2/400  
6,374,412 B1 \* 4/2002 Canlas ..... 2/67  
6,412,119 B1 7/2002 Robles  
6,569,141 B1 \* 5/2003 Bruemmer-Prestley  
et al. .... 604/385.3  
6,605,071 B1 \* 8/2003 Gray et al. .... 604/385.28  
6,964,065 B2 11/2005 Stevenson  
7,553,303 B2 \* 6/2009 Speak ..... 604/385.14  
D603,582 S \* 11/2009 Fennell ..... D2/712  
7,823,223 B2 \* 11/2010 Ehmsen ..... 2/408  
2007/0250983 A1 \* 11/2007 Thompson et al. .... 2/69

\* cited by examiner

*Primary Examiner* — Karen E Eldridge Powers

(74) *Attorney, Agent, or Firm* — Buchanan Ingersoll & Rooney PC

(57) **CLAIM**

An ornamental design for an undergarment, as shown and described.

**DESCRIPTION**

FIG. 1 is a reduced perspective view of my undergarment, the self gripping fasteners of which are shown in a fully fastened position;

FIG. 2 is a front view thereof in a partially open position;

FIG. 3 is a rear view thereof;

FIG. 4 is a left side view thereof;

FIG. 5 is a top view thereof;

FIG. 6 is a bottom view thereof;

FIG. 7 is a front view thereof in a fully open position with the top portion turned to show the fastener strips with a backing flap; and,

FIG. 8 is a rear view thereof in a fully open position.

The dotted line in FIG. 1 shows a portion of a user wearing the undergarment and forms no part of the claimed design.

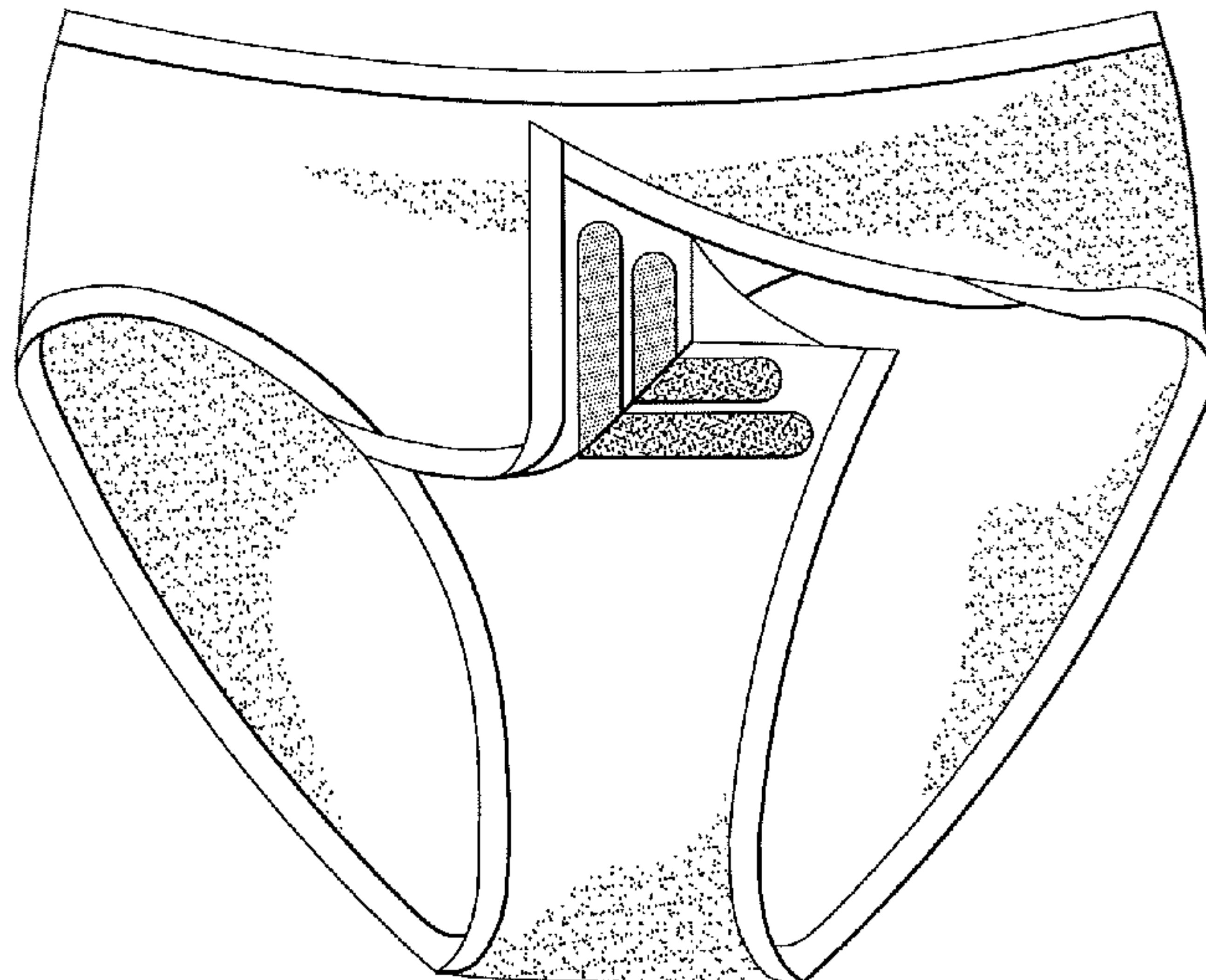
The stippling in the drawings represents texture.

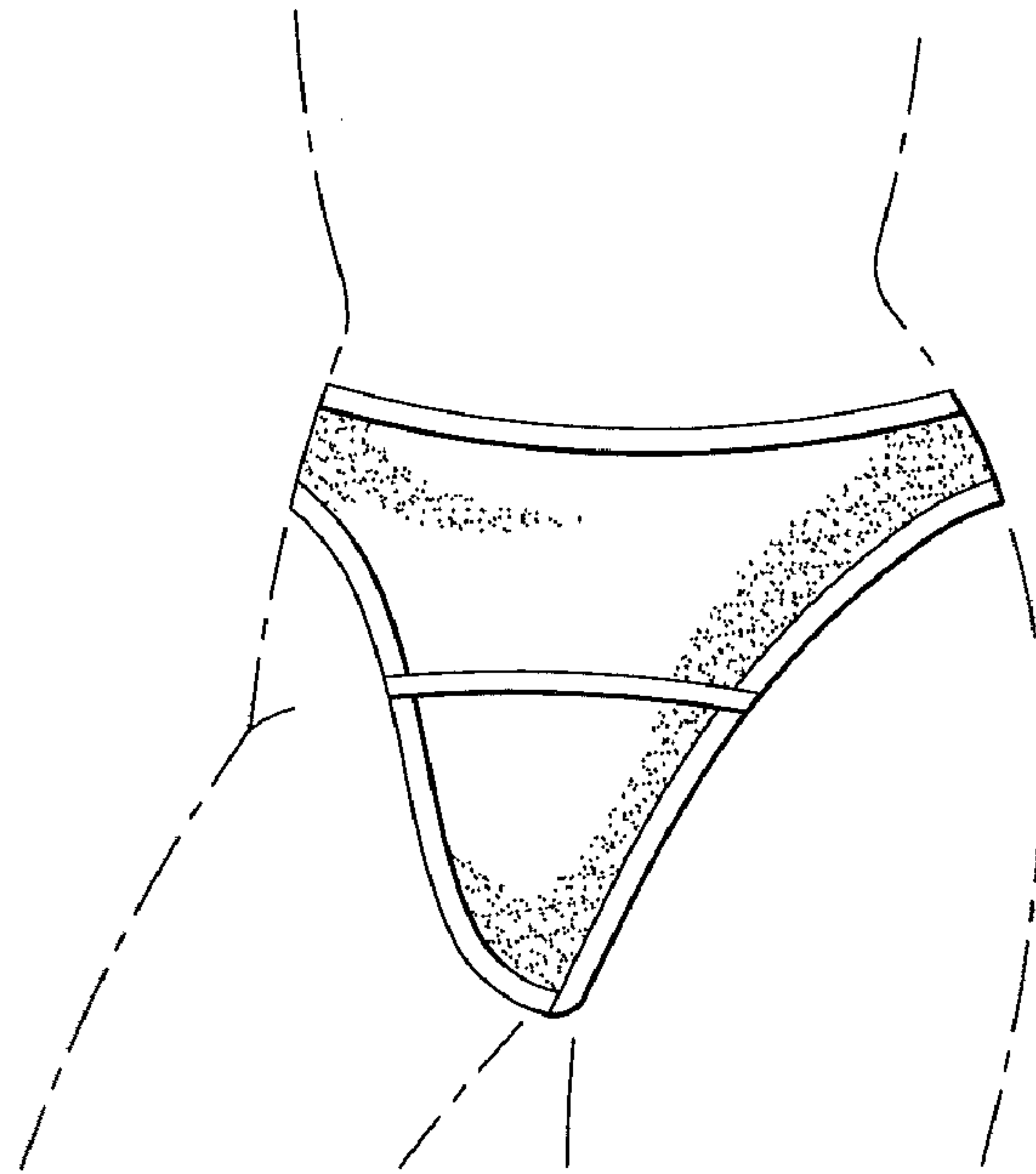
**1 Claim, 5 Drawing Sheets**

(56) **References Cited**

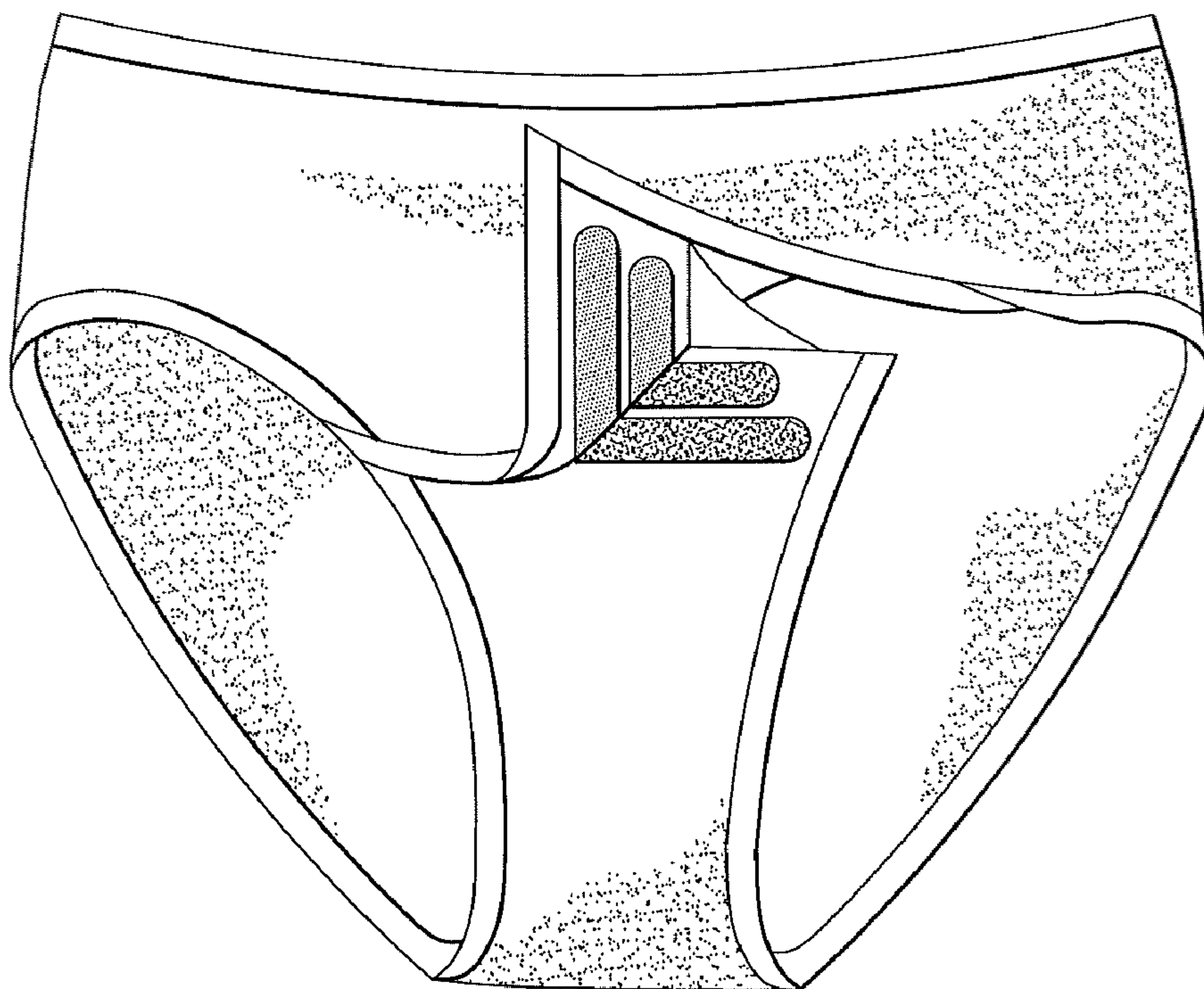
U.S. PATENT DOCUMENTS

1,126,765 A \* 2/1915 Hynds ..... 450/102  
1,188,223 A \* 6/1916 Uyeda ..... 604/394  
D160,328 S \* 10/1950 Thompson et al. .... D2/712  
2,548,660 A \* 4/1951 Feldman ..... 2/408  
D166,167 S \* 3/1952 Annis ..... D2/704  
2,638,900 A \* 5/1953 Gruenberg et al. .... 2/408  
2,705,957 A \* 4/1955 Mauro ..... 604/395  
2,747,391 A \* 5/1956 Burkey ..... 66/177  
3,288,141 A \* 11/1966 Mathison et al. .... 604/396  
4,597,110 A 7/1986 Smith, Sr. et al.  
4,637,078 A \* 1/1987 Southwell ..... 2/408  
4,675,918 A \* 6/1987 O'Brien ..... 2/402  
4,802,469 A \* 2/1989 Gollestani ..... 128/98.1  
4,835,795 A 6/1989 Lonon  
D330,590 S \* 10/1992 Pressley et al. .... D24/126  
5,360,421 A \* 11/1994 Revelle ..... 604/378  
5,398,346 A \* 3/1995 Feinberg et al. .... 2/400

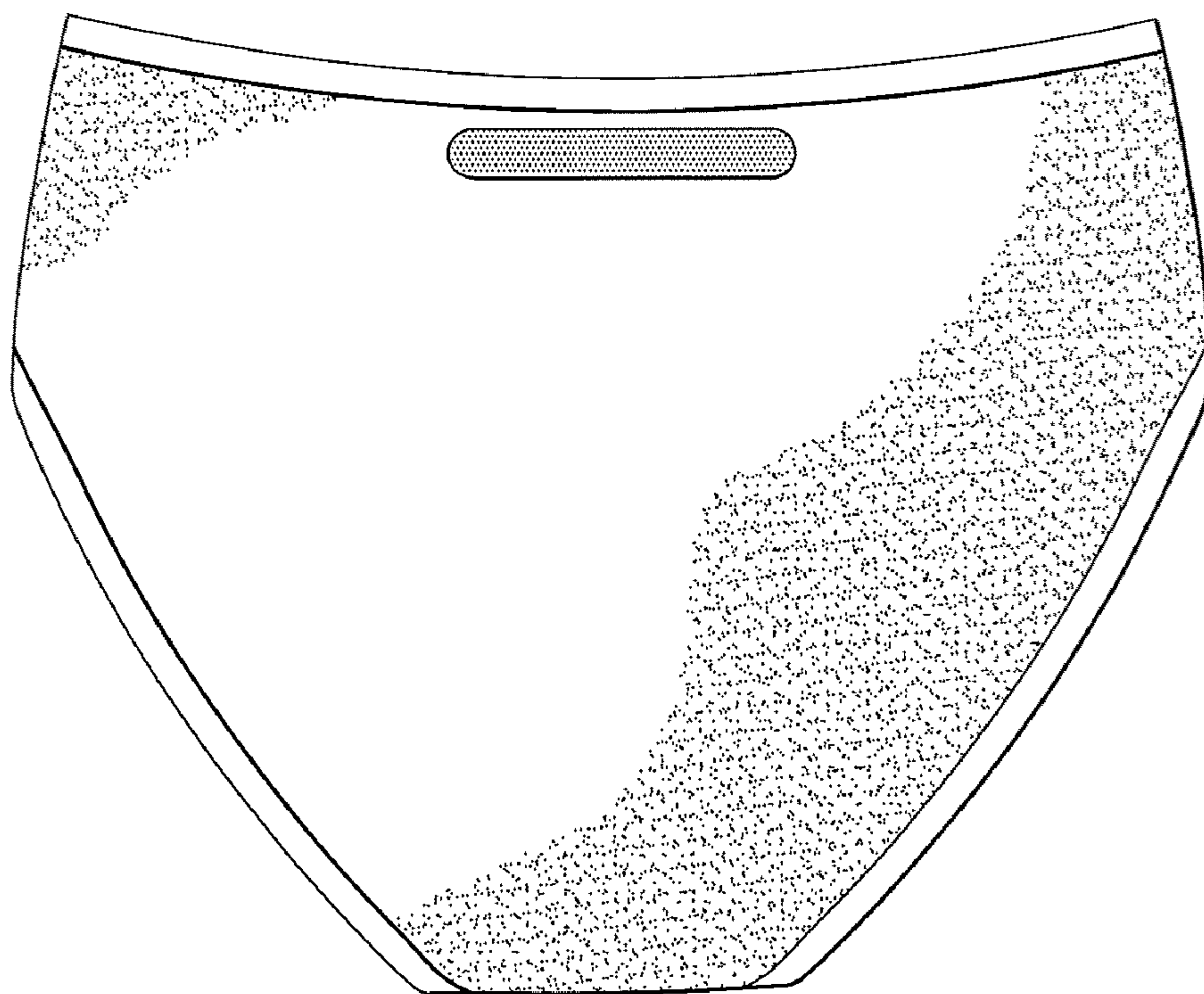




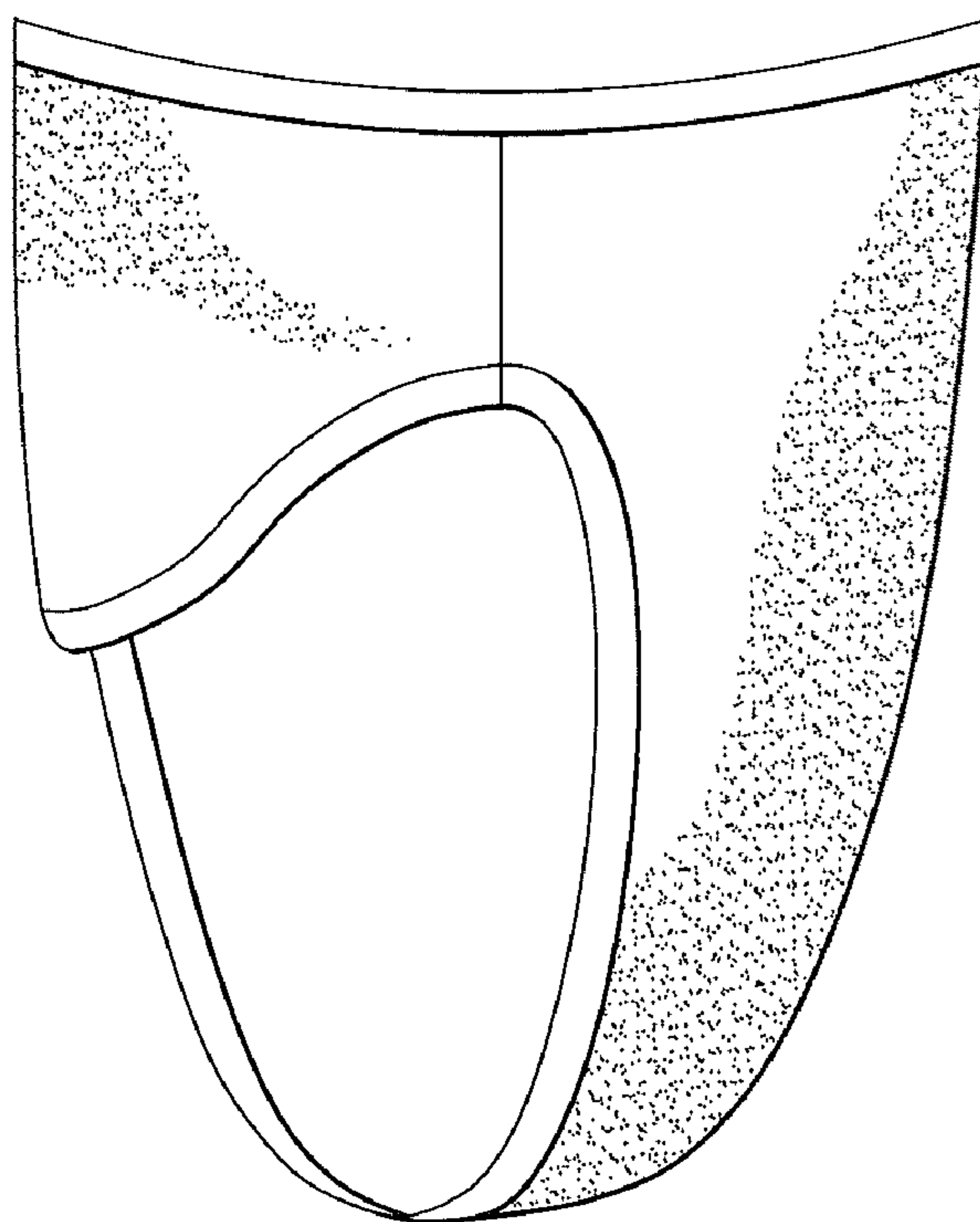
*Fig. 1*



*Fig. 2*

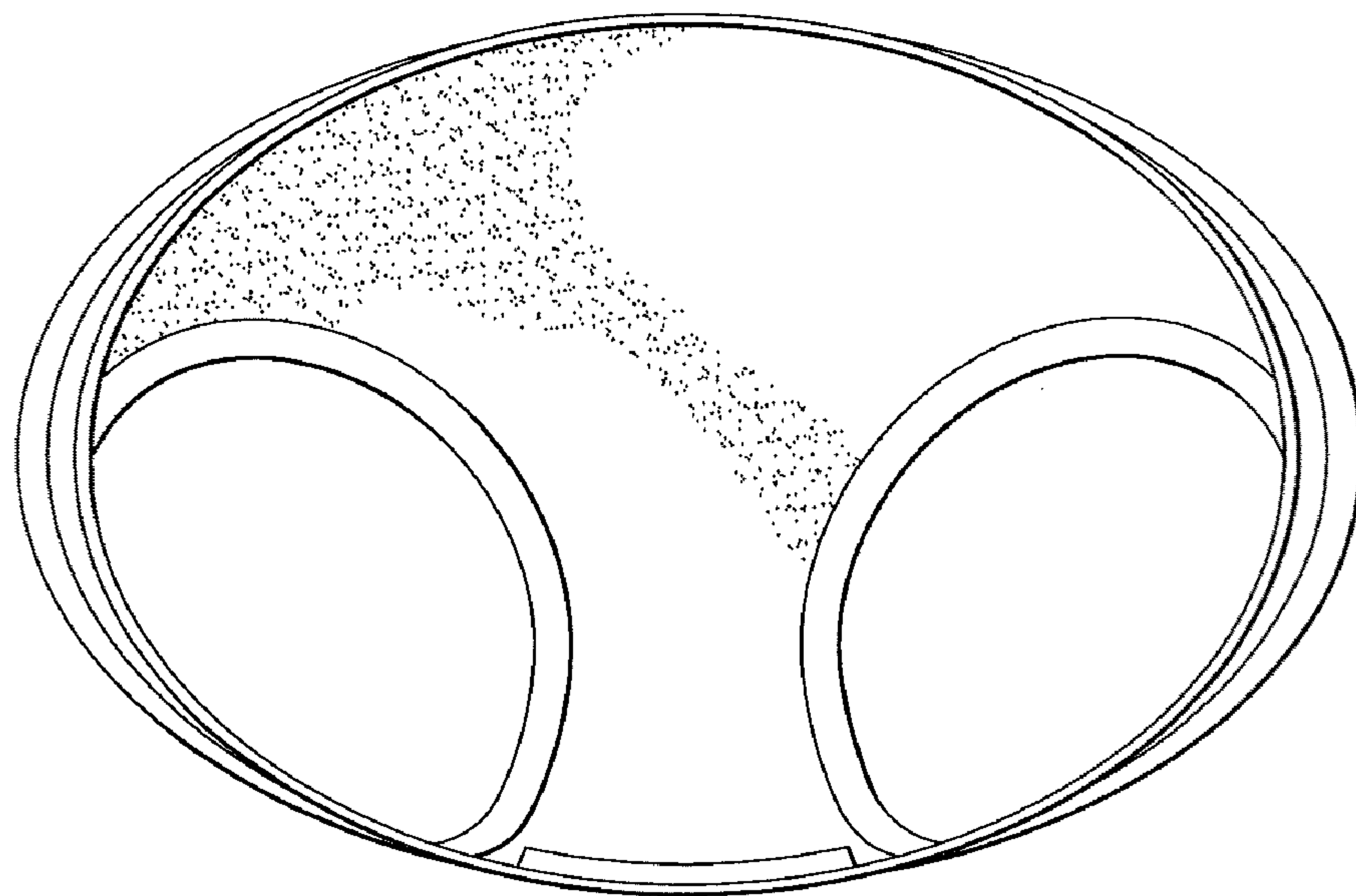


*Fig. 3*

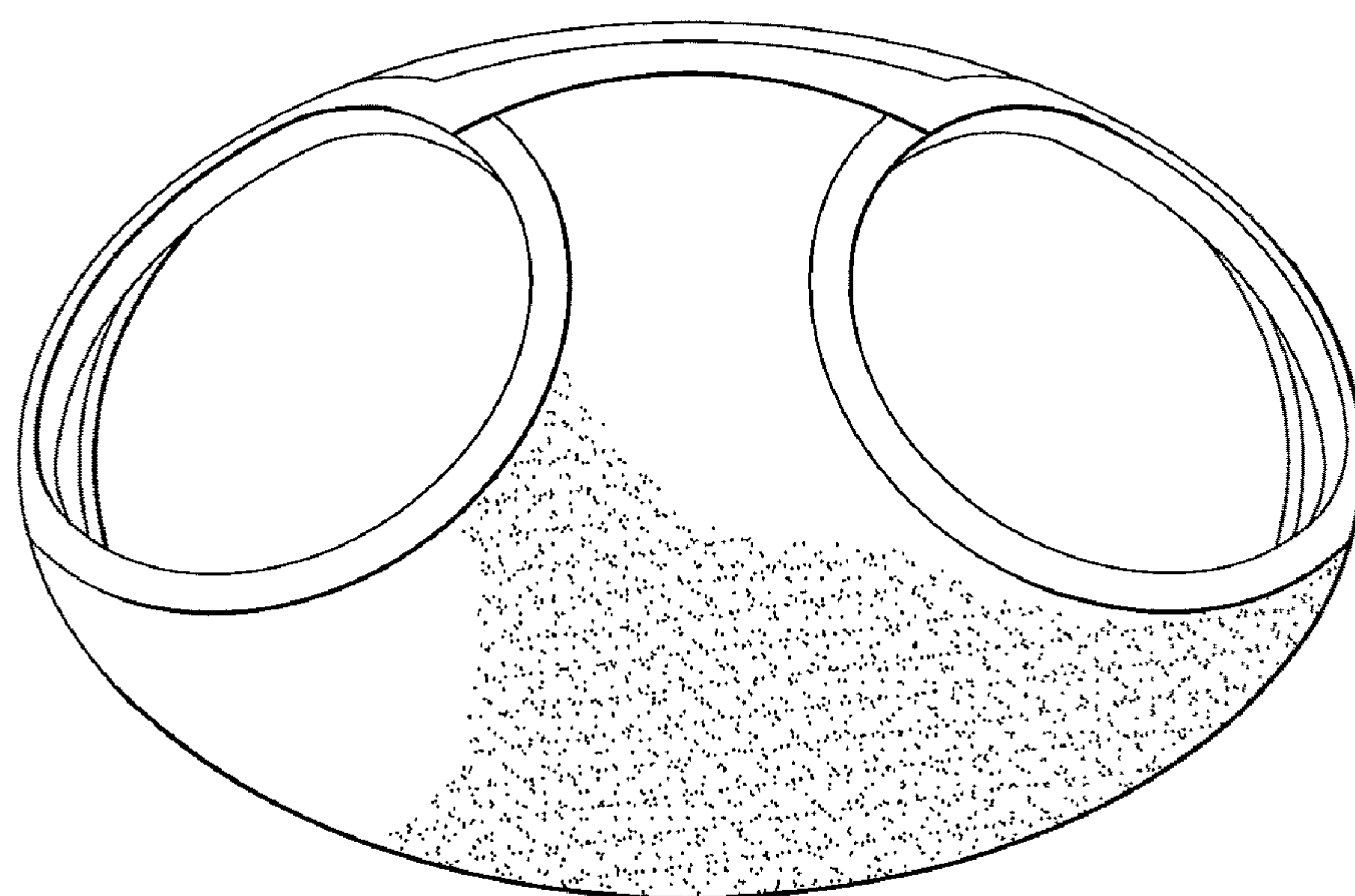


*Fig. 4*

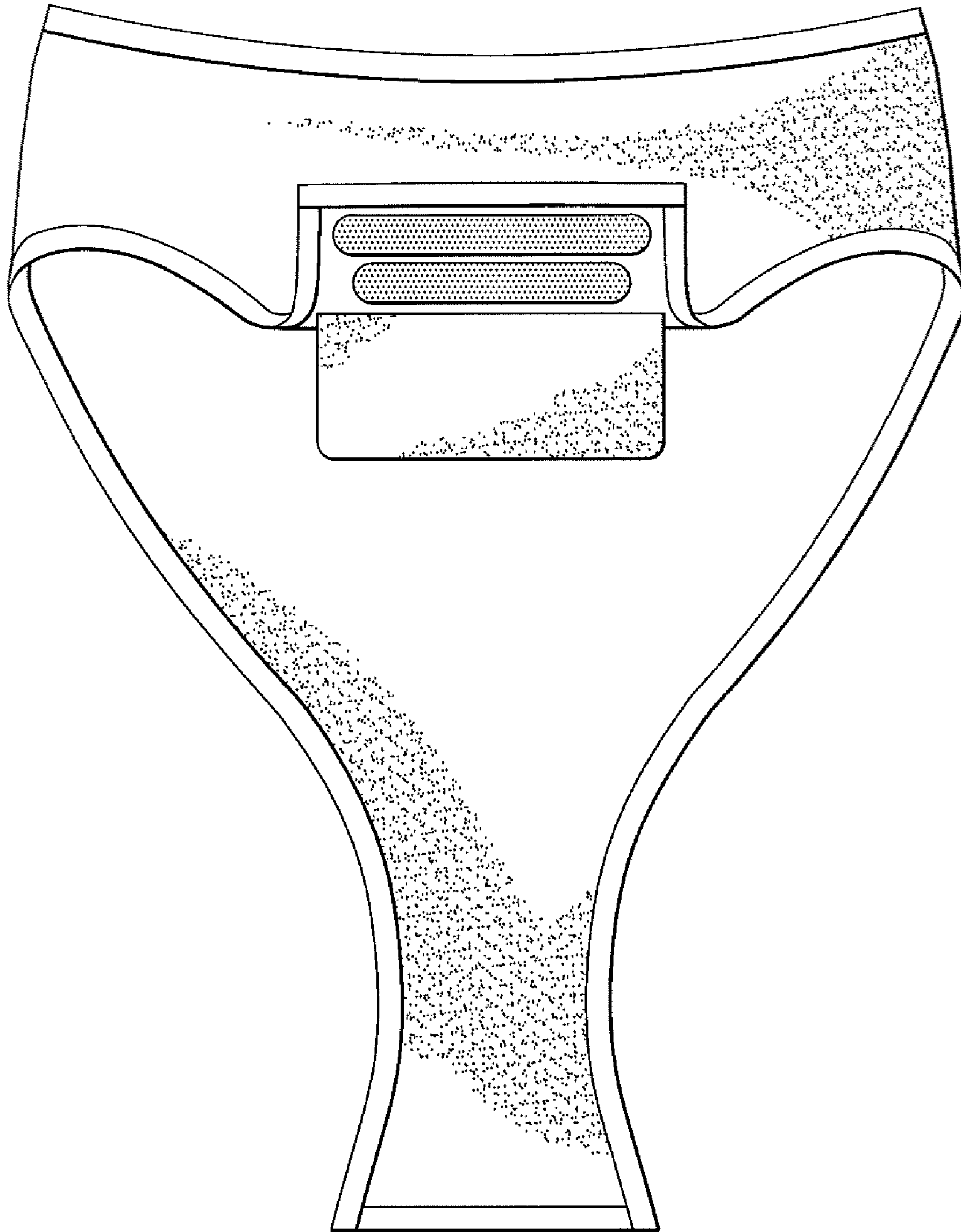




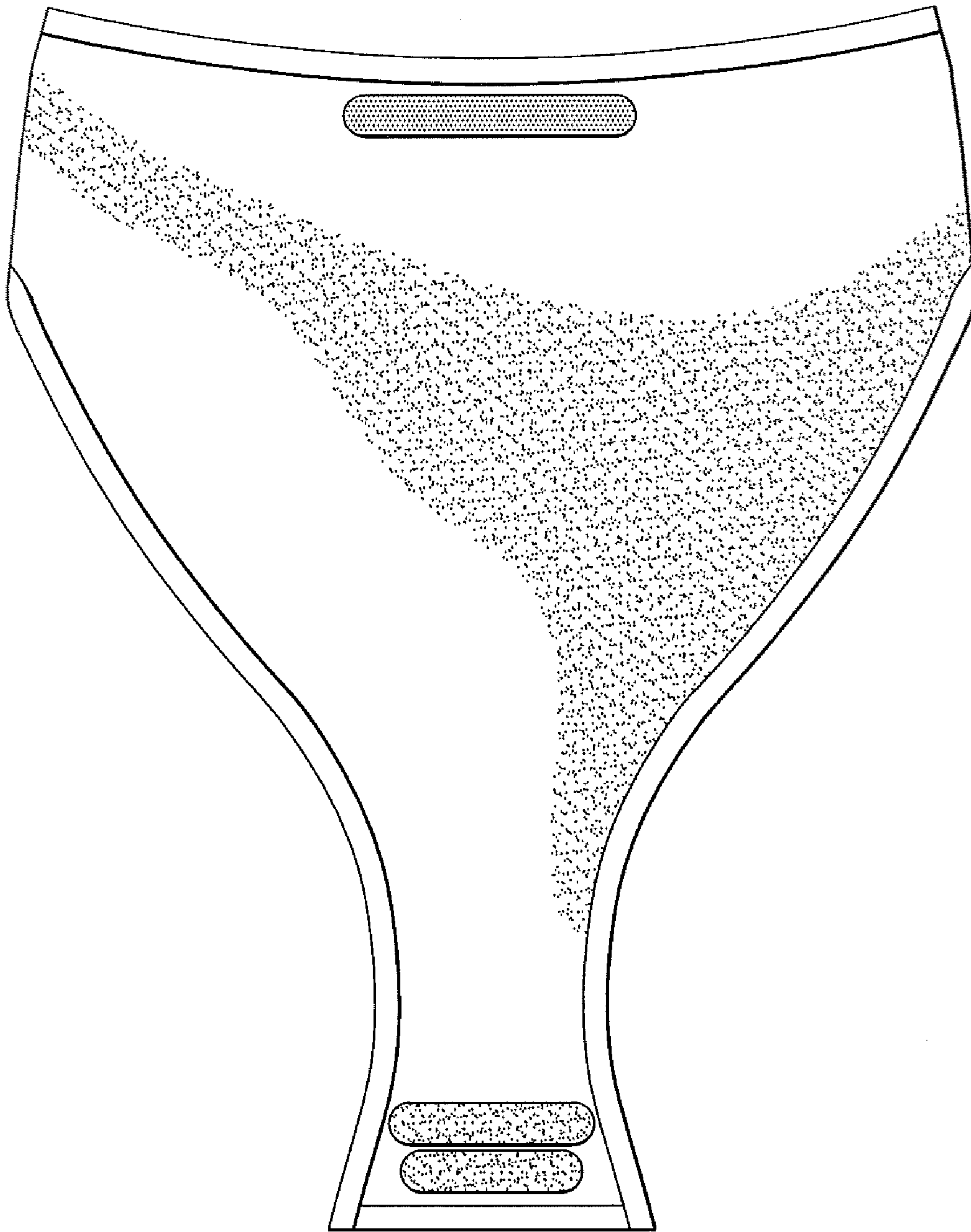
*Fig. 5*



*Fig. 6*



*Fig. 7*



*Fig. 8*