



US00D648097S

(12) **United States Design Patent**
Wilson et al.

(10) **Patent No.:** **US D648,097 S**
(45) **Date of Patent:** **** Nov. 8, 2011**

(54) **PRETZEL CRACKER**
(75) Inventors: **Warren Wilson**, Princeton, NJ (US);
Sara Wilson, Princeton, NJ (US)

D353,032 S 12/1994 Mistretta
D355,975 S 3/1995 Patoskie et al.
D375,396 S 11/1996 Wilson et al.

(Continued)

(73) Assignee: **Princeton Vanguard, LLC**,
Wilmington, DE (US)

OTHER PUBLICATIONS

USPTO Notice of Allowance, mailed Oct. 5, 2010 for U.S. Appl. No.
29/352,755, filed Dec. 24, 2009.

(**) Term: **14 Years**

Primary Examiner — Barbara Fox

(21) Appl. No.: **29/383,793**

(74) *Attorney, Agent, or Firm* — Michael Blaine Brooks,
P.C.; Michael Blaine Brooks

(22) Filed: **Jan. 21, 2011**

(57) **CLAIM**

The ornamental design for a “pretzel cracker,” as shown.

Related U.S. Application Data

DESCRIPTION

(62) Division of application No. 29/352,775, filed on Dec.
24, 2009, now abandoned.

FIG. 1 is a perspective view of a first embodiment of a “pretzel
cracker” showing our new design;

(51) **LOC (9) Cl.** **01-01**

FIG. 2 is a top plan view thereof;

(52) **U.S. Cl.** **D1/120**

FIG. 3 is a back elevational view thereof;

(58) **Field of Classification Search** D1/100–199;

FIG. 4 is a front elevational view thereof;

D30/160; D21/385–386; D24/101–104;

FIG. 5 is a right elevational view thereof;

D28/8.1; D11/90; 426/3–6, 76, 87, 89, 94–95,

FIG. 6 is a left elevational view thereof;

426/100–104, 122, 128, 136, 138–139, 144,

FIG. 7 is a bottom plan view thereof;

426/249, 274, 293, 302, 305–307, 383, 438–442,

FIG. 8 is a perspective view of a second embodiment of a
“pretzel cracker” showing our new design;

426/464–474, 460, 450–451, 496–497, 502–504,

FIG. 9 is a top plan view thereof;

426/512, 515–518, 543, 557, 549–550, 556,

FIG. 10 is a back elevational view thereof;

426/559, 514, 660, 623, 619, 805, 806, 808,

FIG. 12 is a front elevational view thereof;

426/499, 572; 428/15

FIG. 11 is a right elevational view thereof;

See application file for complete search history.

FIG. 13 is a left elevational view thereof;

(56) **References Cited**

FIG. 14 is a bottom plan view thereof;

U.S. PATENT DOCUMENTS

FIG. 15 is a perspective view of a third embodiment of a
“pretzel cracker” showing our new design;

D19,069 S	4/1889	Sandt	
419,373 A	1/1890	Souders	
D21,450 S	4/1892	Pfenninger	
D31,777 S	10/1899	Fox	
1,366,961 A	2/1921	Schumaker	
D73,067 S	7/1927	Chambers	
D89,941 S	5/1933	Low	
D228,321 S *	9/1973	Vondel	D1/120
D247,071 S	1/1978	Neidenberg et al.	
4,994,295 A	2/1991	Holm et al.	

FIG. 16 is a top plan view thereof;

FIG. 17 is a back elevational view thereof;

FIG. 18 is a front elevational view thereof;

FIG. 19 is a right elevational view thereof;

FIG. 20 is a left elevational view thereof; and,

FIG. 21 is a bottom plan view thereof.

1 Claim, 3 Drawing Sheets



US D648,097 S

Page 2

U.S. PATENT DOCUMENTS					
D428,235 S	7/2000	Kreutzmann	D582,630 S	12/2008	Banerjee et al.
D445,237 S	7/2001	Boselli et al.	D588,329 S	3/2009	Phelan
6,479,090 B1	11/2002	Carey et al.	D588,330 S	3/2009	Phelan
D487,951 S	4/2004	Barry et al.	D588,331 S	3/2009	Phelan
D507,391 S	7/2005	Jistel et al.	D588,332 S	3/2009	Phelan
D509,044 S *	9/2005	Wilson et al. D1/125	D589,227 S	3/2009	Lehtinen
D510,172 S *	10/2005	Wilson et al. D1/125	D589,232 S	3/2009	Lehtinen
D515,277 S	2/2006	Wilson et al.	D596,376 S	7/2009	Lehtinen
D527,163 S	8/2006	Walsh et al.	D606,277 S	12/2009	Hachmann
D540,008 S	4/2007	Shaffer	D632,048 S *	2/2011	Wilson et al. D1/120
D565,276 S *	4/2008	Butt D1/128			

* cited by examiner



FIG. 1



FIG. 2



FIG. 3




FIG. 5




FIG. 4




FIG. 6

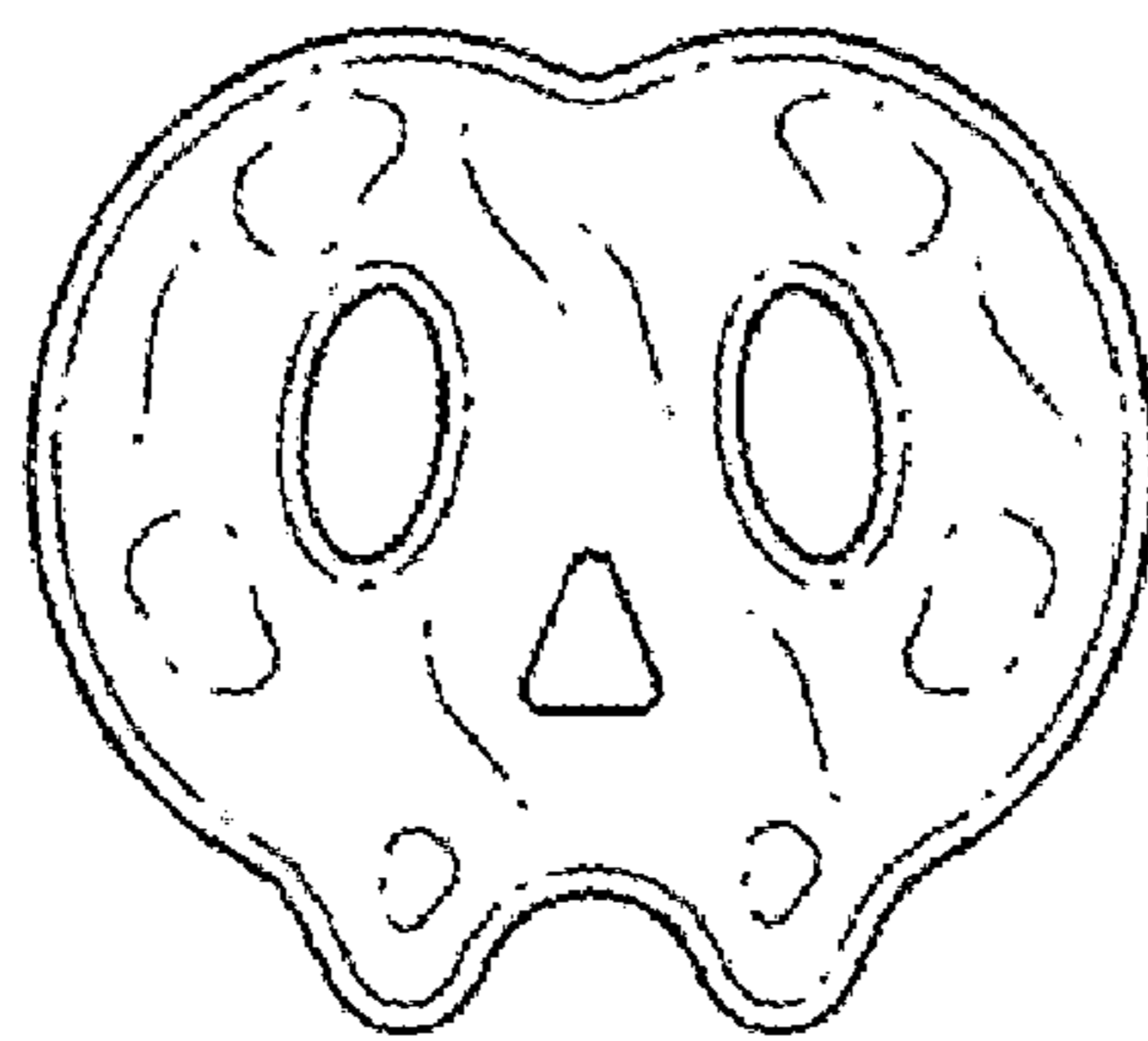


FIG. 7




FIG. 8



FIG. 9




FIG. 10




FIG. 12




FIG. 11




FIG. 13

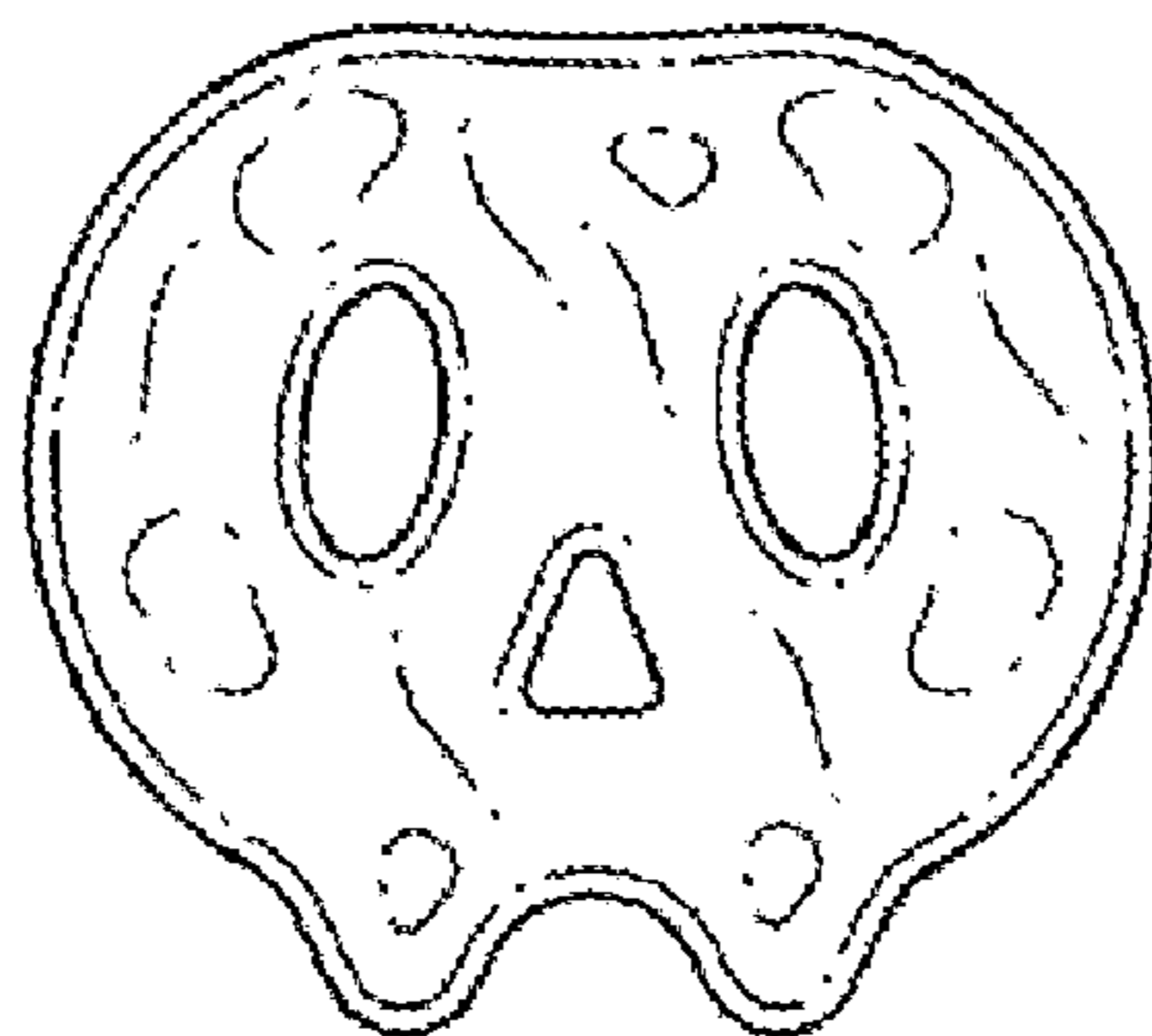


FIG. 14



FIG. 15

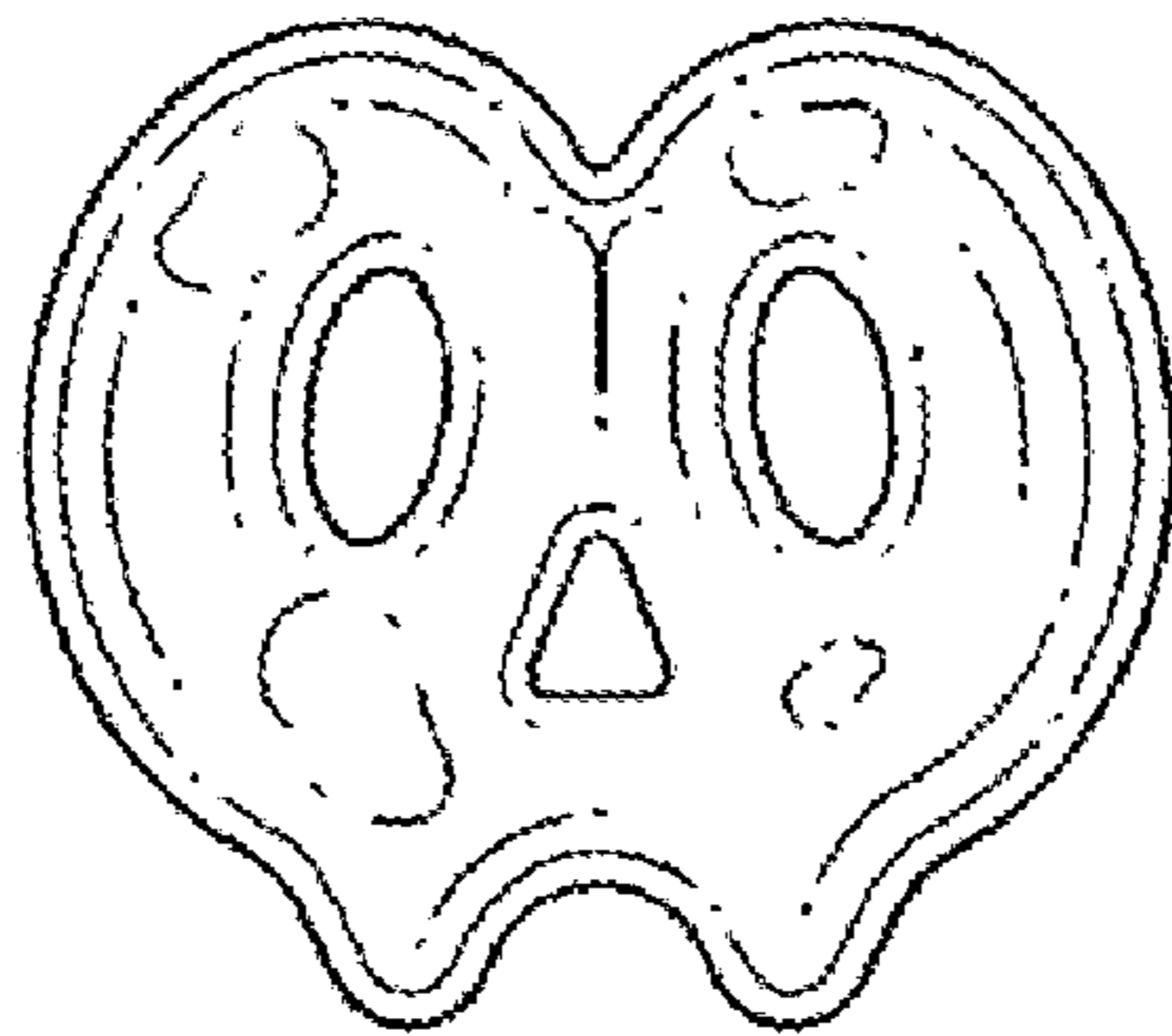


FIG. 16



FIG. 17




FIG. 19




FIG. 18




FIG. 20

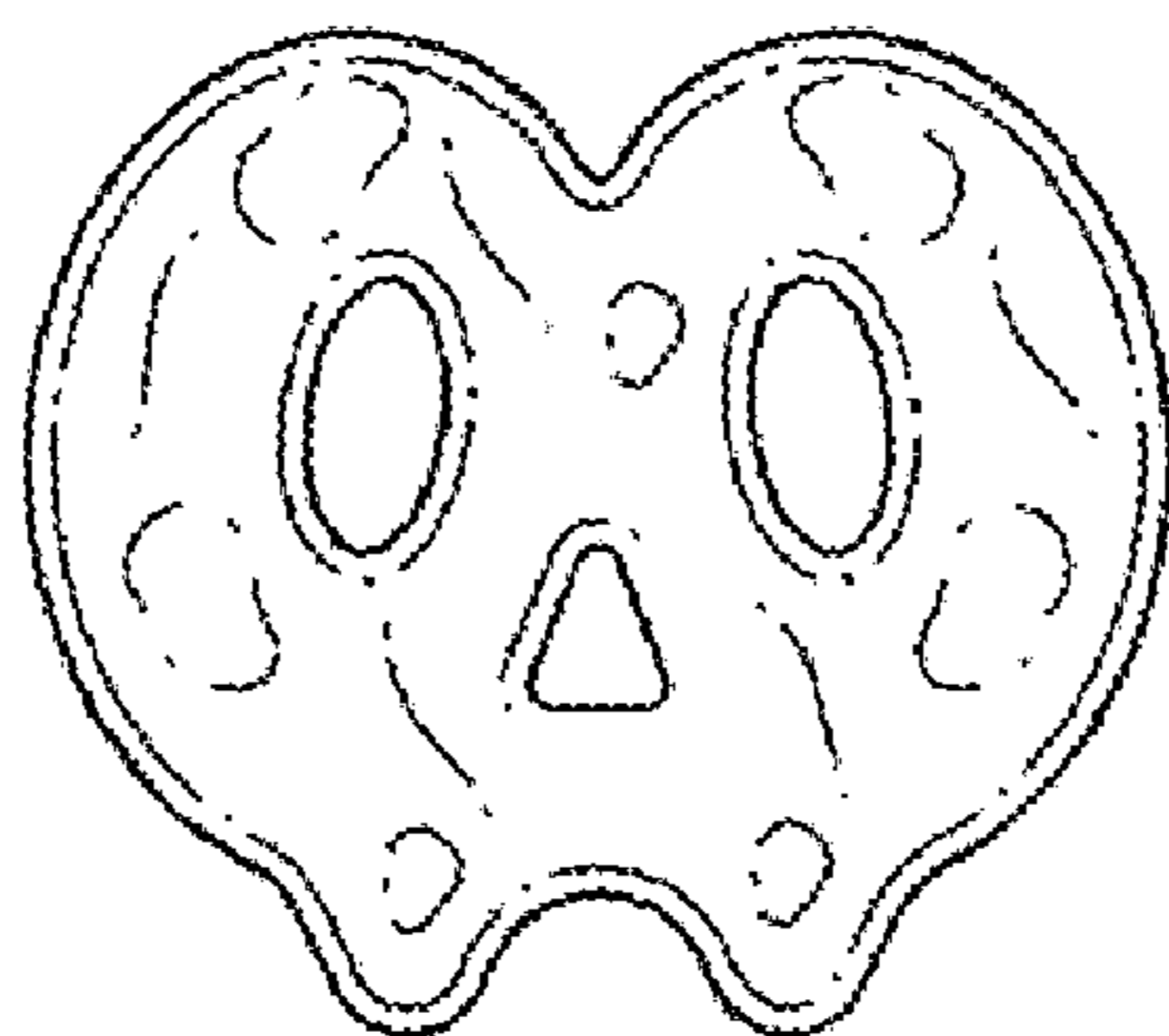


FIG. 21