



US00D648096S

(12) **United States Design Patent**  
**Wilson et al.**

(10) **Patent No.:** **US D648,096 S**

(45) **Date of Patent:** **\*\* Nov. 8, 2011**

(54) **PRETZEL CRACKER**

(75) Inventors: **Warren Wilson**, Princeton, NJ (US);  
**Sara Wilson**, Princeton, NJ (US)

(73) Assignee: **Princeton Vanguard, LLC.**,  
Wilmington, DE (US)

(\*\*) Term: **14 Years**

(21) Appl. No.: **29/383,782**

(22) Filed: **Jan. 21, 2011**

**Related U.S. Application Data**

(62) Division of application No. 29/352,755, filed on Dec. 24, 2009, now Pat. No. Des. 632,048.

(51) **LOC (9) Cl.** ..... **01-01**

(52) **U.S. Cl.** ..... **D1/120**

(58) **Field of Classification Search** ..... D1/100-199;  
D30/160; D21/385-386; D24/101-104;  
D28/8.1; D11/90; 426/3-6, 76, 87, 89, 94-95,  
426/100-104, 122, 128, 136, 138-139, 144,  
426/249, 274, 293, 302, 305-307, 383, 438-442,  
426/464-474, 460, 450-451, 496-497, 502-504,  
426/512, 515-518, 543, 557, 549-550, 556,  
426/559, 514, 660, 623, 619, 805, 806, 808,  
426/499, 572; 428/15

See application file for complete search history.

(56) **References Cited**

**U.S. PATENT DOCUMENTS**

D19,069 S	4/1889	Sandt	
419,373 A	1/1890	Souders	
D21,450 S	4/1892	Pfenninger	
D31,777 S	10/1899	Fox	
1,366,961 A	2/1921	Schumaker	
D73,067 S	7/1927	Chambers	
D89,941 S	5/1933	Low	
D228,321 S *	9/1973	Vondel et al.	D1/120
D247,071 S	1/1978	Neidenberg et al.	
4,994,295 A	2/1991	Holm et al.	

D353,032 S 12/1994 Mistretta  
D355,975 S 3/1995 Patoskie et al.  
D375,396 S 11/1996 Wilson et al.

(Continued)

**OTHER PUBLICATIONS**

USPTO Notice of Allowance, mailed Oct. 5, 2010 for U.S. Appl. No. 29/352,755, filed Dec. 24, 2009.

*Primary Examiner* — Barbara Fox

(74) *Attorney, Agent, or Firm* — Michael Blaine Brooks, P.C.; Michael Blaine Brooks

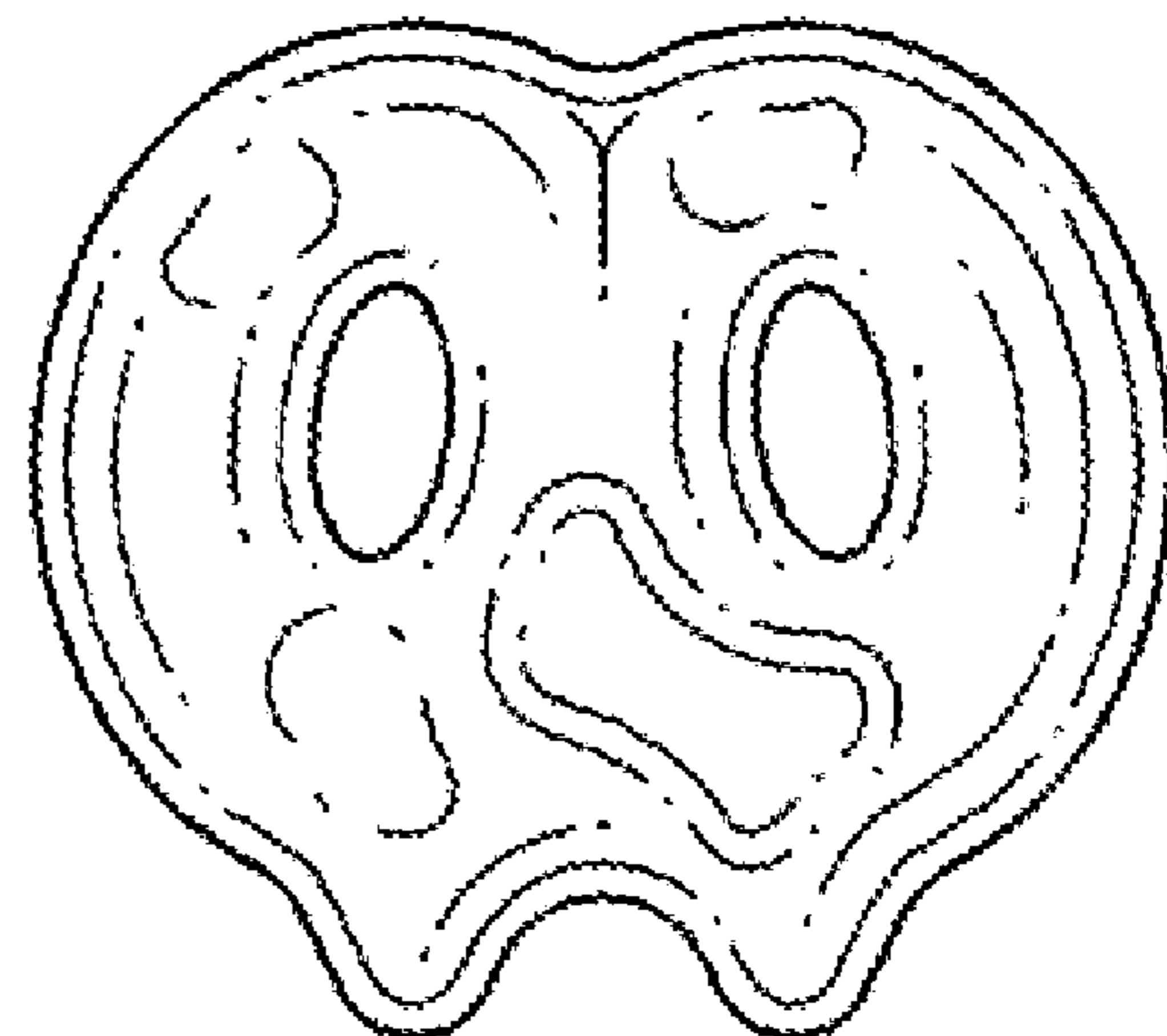

(57) **CLAIM**

The ornamental design for a “pretzel cracker,” as shown.

**DESCRIPTION**

FIG. 1 is a perspective view of a first embodiment of a “pretzel cracker” showing our new design;  
FIG. 2 is a top plan view thereof;  
FIG. 3 is a back elevational view thereof;  
FIG. 4 is a front elevational view thereof;  
FIG. 5 is a right elevational view thereof;  
FIG. 6 is a left elevational view thereof;  
FIG. 7 is a bottom plan view thereof;  
FIG. 8 is a perspective view of a second embodiment of a “pretzel cracker” showing our new design;  
FIG. 9 is a top plan view thereof;  
FIG. 10 is a back elevational view thereof;  
FIG. 11 is a front elevational view thereof;  
FIG. 12 is a right elevational view thereof;  
FIG. 13 is a left elevational view thereof;  
FIG. 14 is a bottom plan view thereof;  
FIG. 15 is a perspective view of a third embodiment of a “pretzel cracker” showing our new design;  
FIG. 16 is a top plan view thereof;  
FIG. 17 is a back elevational view thereof;  
FIG. 18 is a front elevational view thereof;  
FIG. 19 is a right elevational view thereof;  
FIG. 20 is a left elevational view thereof; and,  
FIG. 21 is a bottom plan view thereof.

**1 Claim, 3 Drawing Sheets**



# US D648,096 S

Page 2

---

U.S. PATENT DOCUMENTS							
D428,235	S	7/2000	Kreutzmann	D582,630	S	12/2008	Banerjee et al.
D445,237	S	7/2001	Boselli et al.	D588,329	S	3/2009	Phelan
6,479,090	B1	11/2002	Carey et al.	D588,330	S	3/2009	Phelan
D487,951	S	4/2004	Barry et al.	D588,331	S	3/2009	Phelan
D507,391	S	7/2005	Jistel et al.	D588,332	S	3/2009	Phelan
D509,044	S	* 9/2005	Wilson et al. .... D1/125	D589,227	S	3/2009	Lehtinen
D510,172	S	* 10/2005	Wilson et al. .... D1/125	D589,232	S	3/2009	Lehtinen
D515,277	S	2/2006	Wilson et al.	D596,376	S	7/2009	Lehtinen
D527,163	S	8/2006	Walsh et al.	D606,277	S	12/2009	Hachmann
D540,008	S	4/2007	Shaffer	D632,048	S	* 2/2011	Wilson et al. .... D1/120
D565,276	S	* 4/2008	Butt ..... D1/128				

\* cited by examiner




FIG. 1

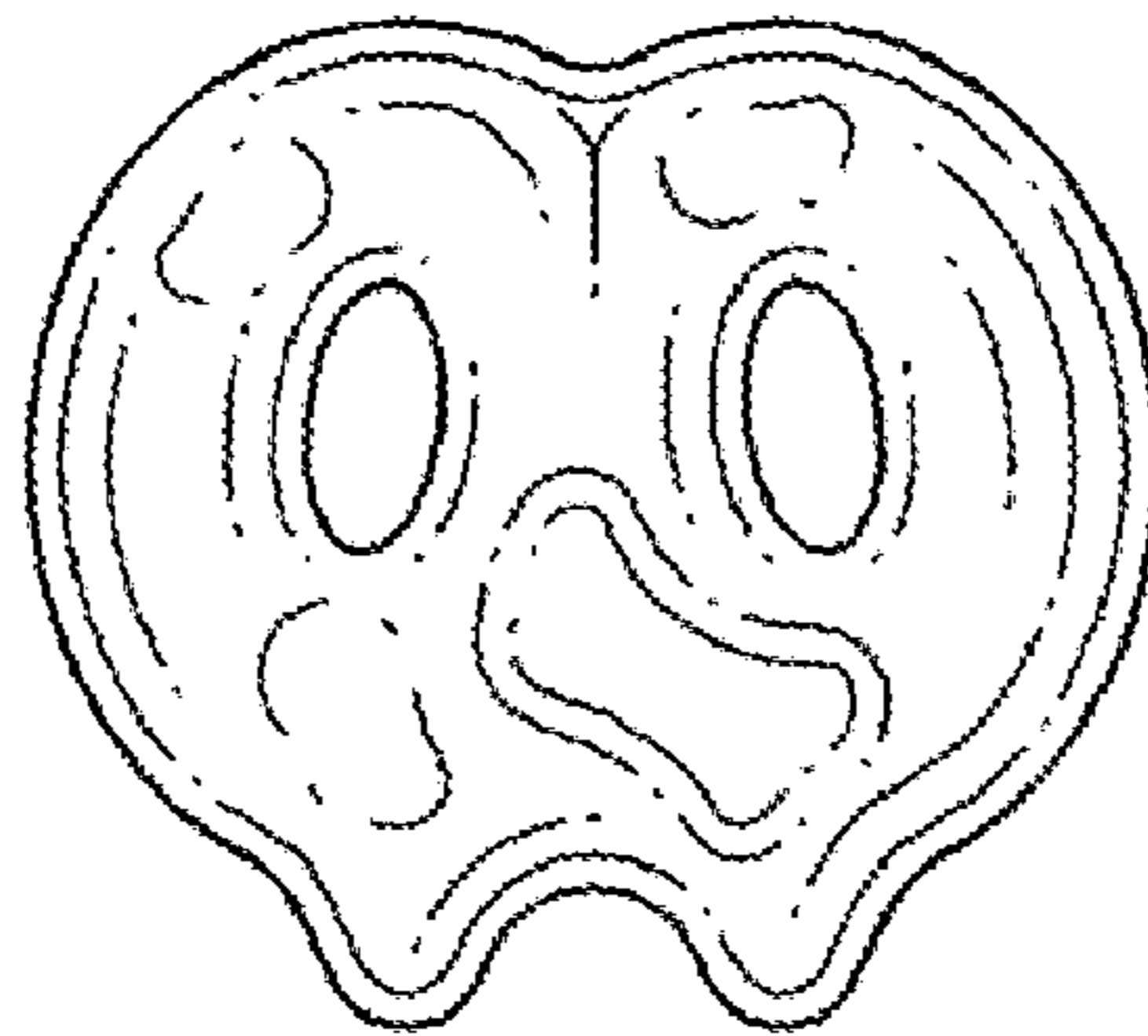


FIG. 2



FIG. 3




FIG. 5




FIG. 4




FIG. 6

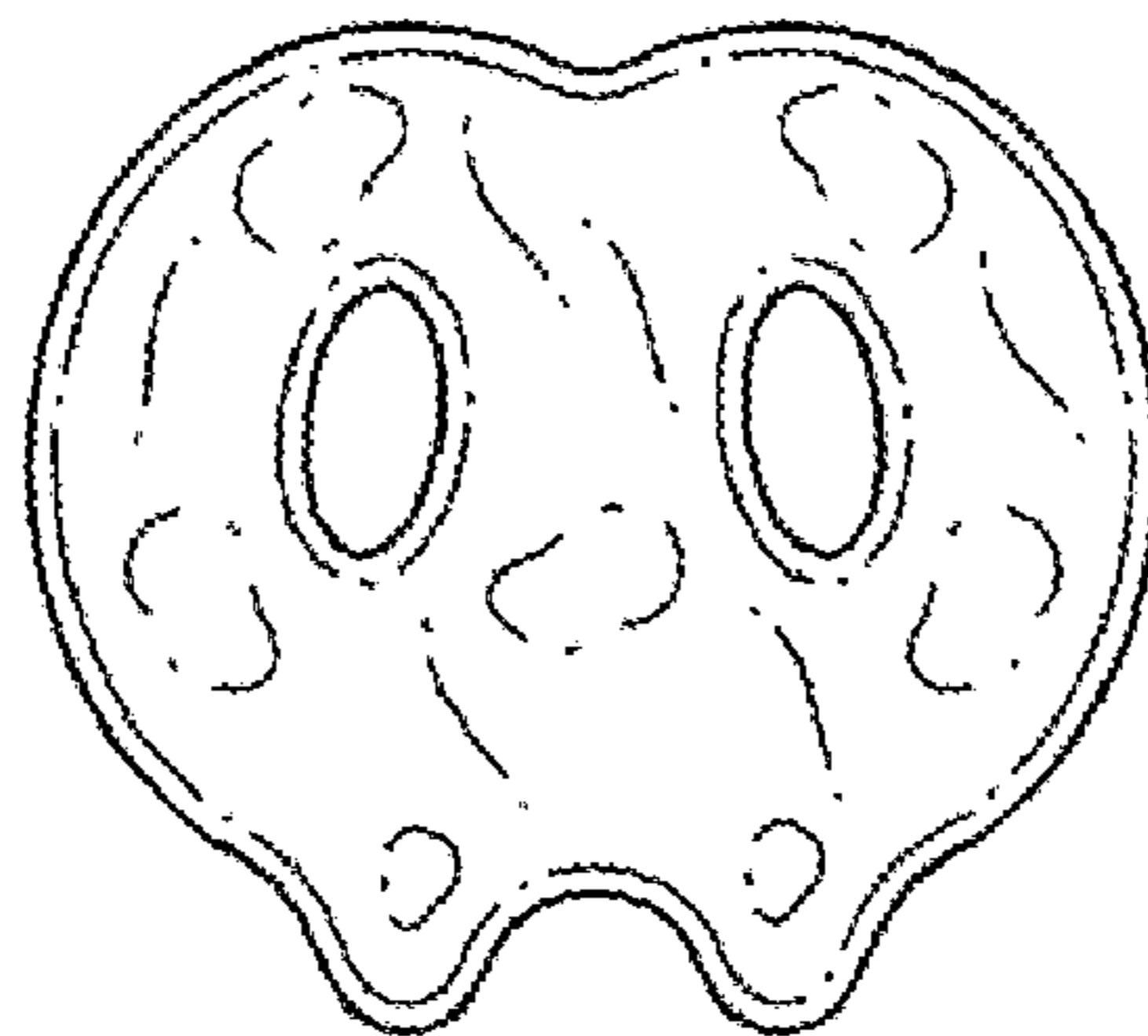


FIG. 7

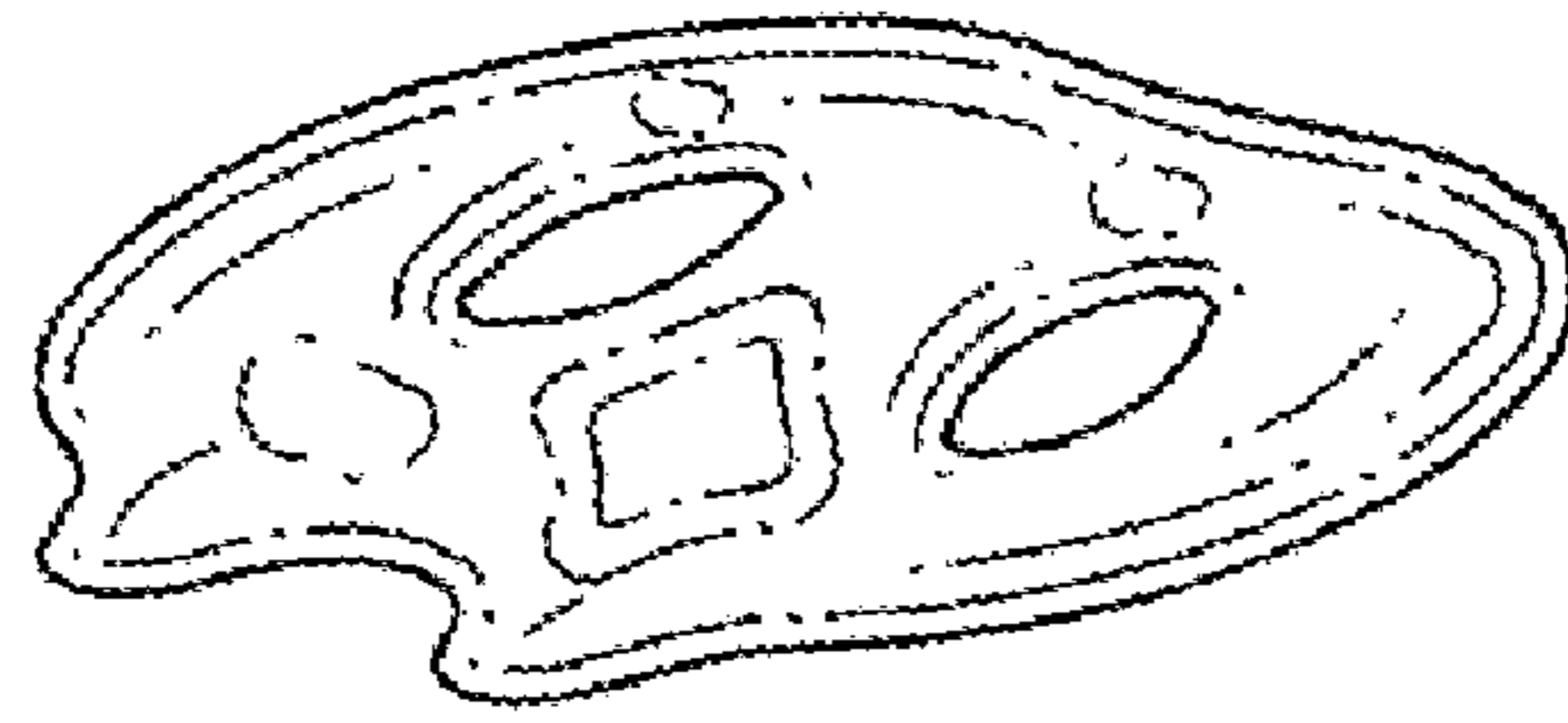


FIG. 8

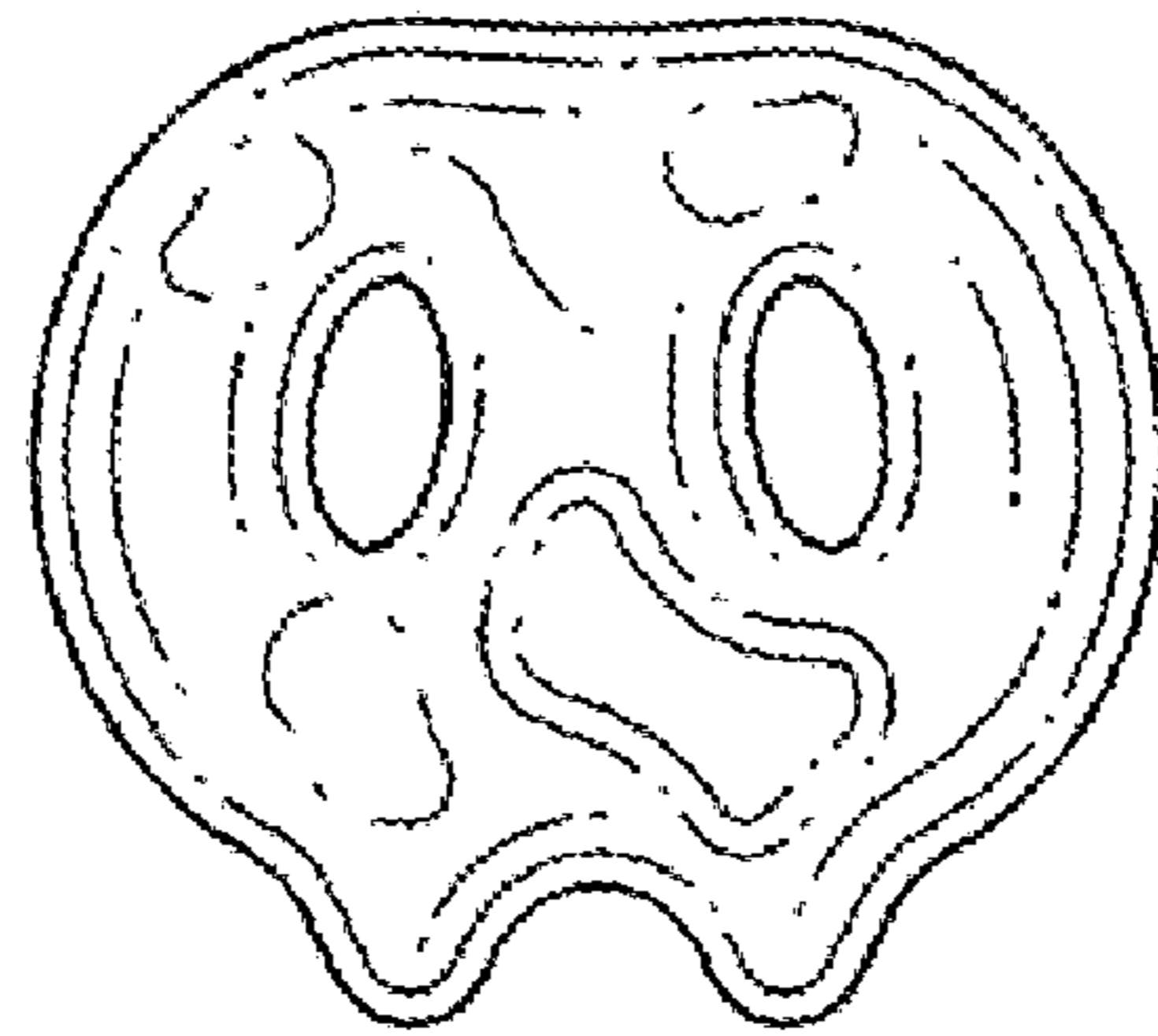


FIG. 9




FIG. 10




FIG. 12




FIG. 11




FIG. 13

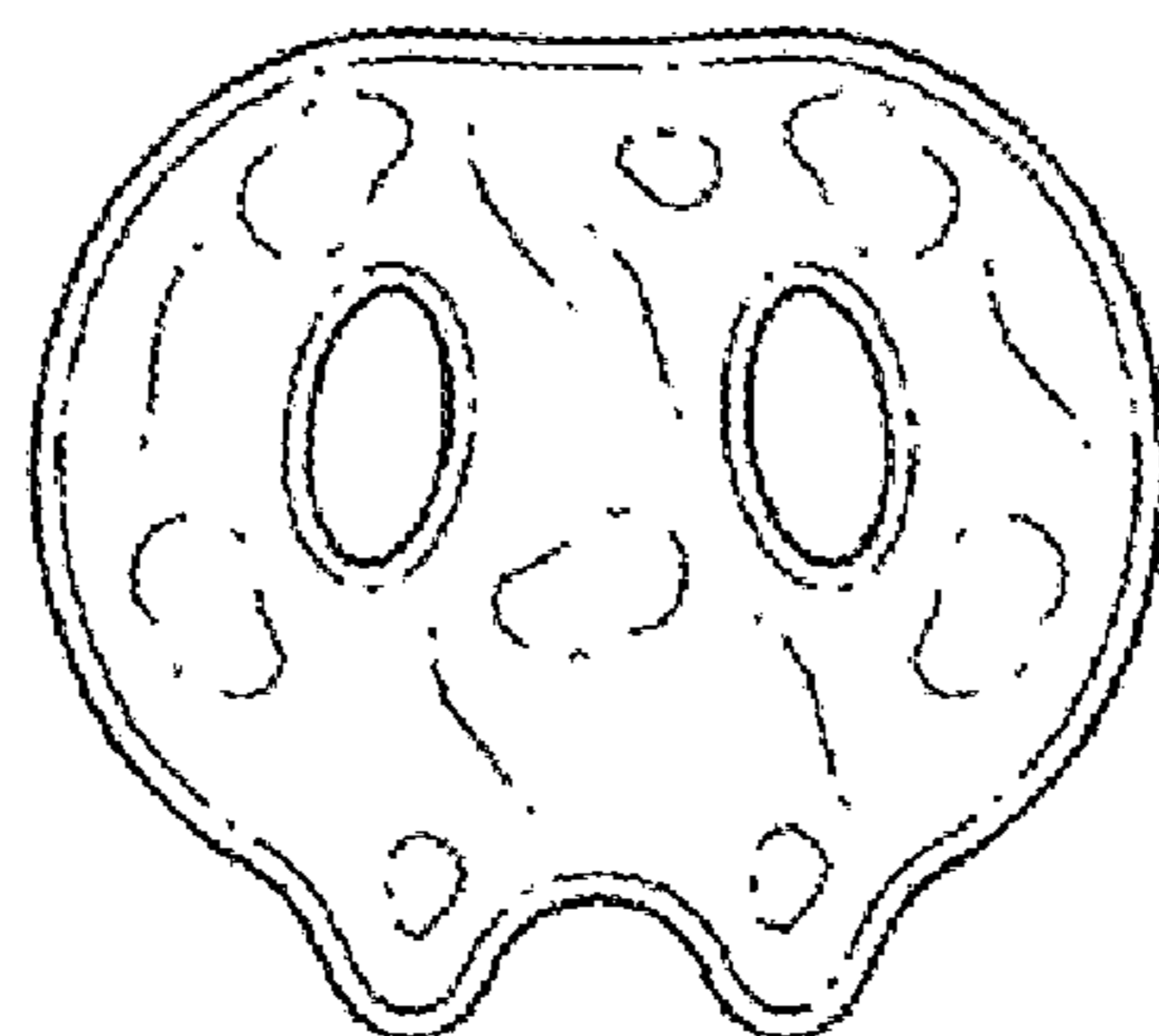


FIG. 14

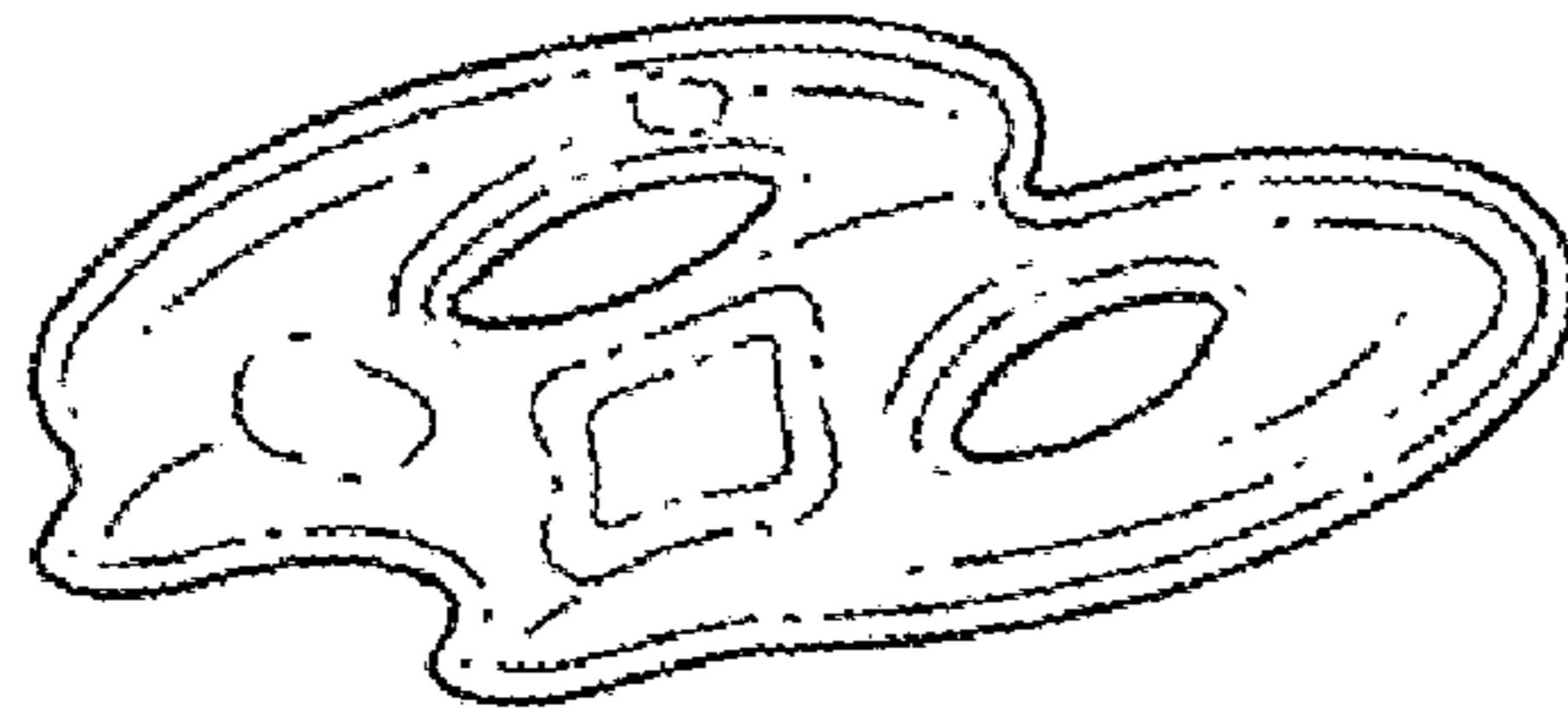


FIG. 15

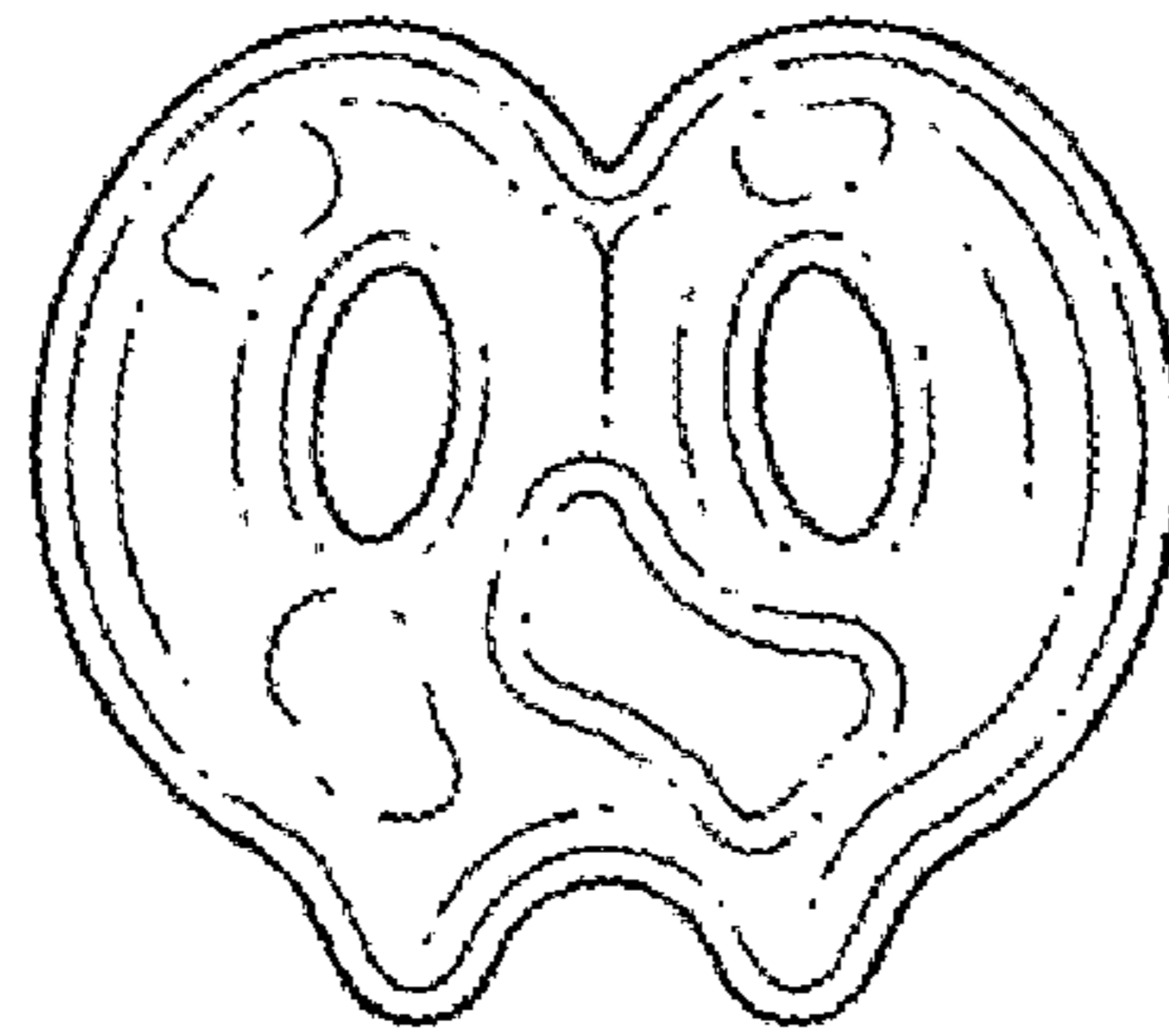


FIG. 16



FIG. 17




FIG. 19




FIG. 18




FIG. 20

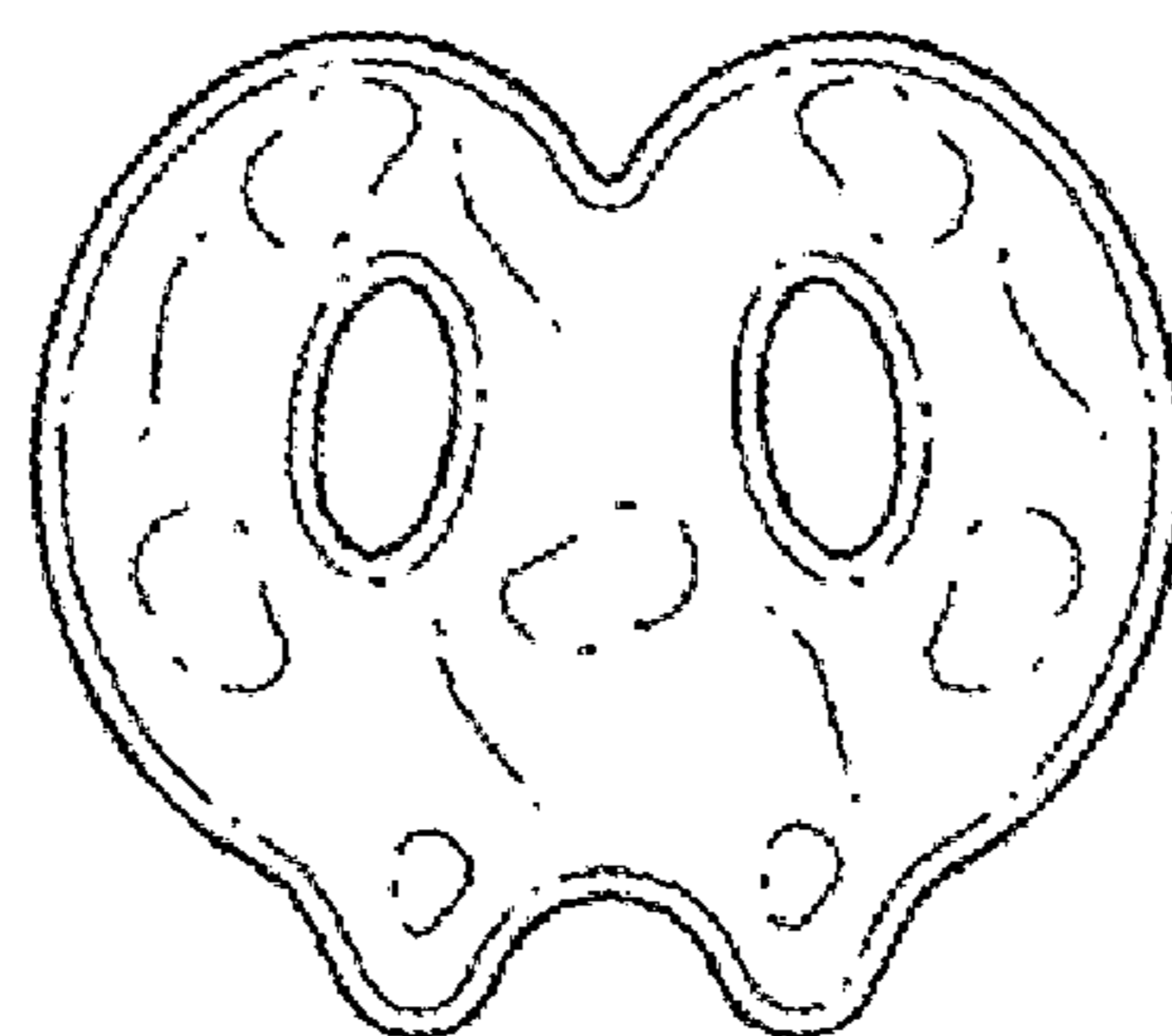


FIG. 21