



US00D648085S

(12) **United States Design Patent**  
**Miller et al.**

(10) **Patent No.:** **US D648,085 S**

(45) **Date of Patent:** **\*\* Nov. 1, 2011**

(54) **WASHER CONSOLE**

(75) Inventors: **David M. Miller**, Zeeland, MI (US);  
**Seth E. Bixby**, Stevensville, MI (US)

(73) Assignee: **Whirlpool Corporation**, Benton Harbor,  
MI (US)

(\*\*) Term: **14 Years**

(21) Appl. No.: **29/365,945**

(22) Filed: **Jul. 16, 2010**

(51) **LOC (9) Cl.** ..... **15-05**

(52) **U.S. Cl.** ..... **D32/28**

(58) **Field of Classification Search** ..... D32/1,  
D32/5-6, 8, 25, 28; 34/58, 108, 130-131,  
34/523, 595-597, 603; 68/3 R, 4, 5 R, 12.01,  
68/12.08, 212

See application file for complete search history.

(56) **References Cited**

**U.S. PATENT DOCUMENTS**

D176,642 S *	1/1956	Sundberg	.....	D32/6
D178,351 S *	7/1956	Ferar	.....	D32/6
D183,329 S *	8/1958	Sundberg	.....	D32/28
D183,377 S *	8/1958	Sundberg	.....	D32/28
D183,565 S *	9/1958	Ferar	.....	D32/28
D185,876 S *	8/1959	Reinecke	.....	D32/8
D484,651 S *	12/2003	Linahon et al.	.....	D32/25
D489,496 S *	5/2004	Sneddon	.....	D32/6
D520,691 S *	5/2006	Schober	.....	D32/28
D538,488 S *	3/2007	Carey et al.	.....	D32/6
D575,012 S *	8/2008	Rossetto et al.	.....	D32/6
D619,314 S *	7/2010	Bixby et al.	.....	D32/25
D620,656 S *	7/2010	Bixby et al.	.....	D32/25

D621,563 S *	8/2010	Bixby et al.	.....	D32/25
D631,215 S *	1/2011	Song et al.	.....	D32/6
D632,033 S *	2/2011	Song et al.	.....	D32/6

\* cited by examiner

*Primary Examiner* — T. Chase Nelson

*Assistant Examiner* — Kathleen M Sims

(74) *Attorney, Agent, or Firm* — Tara M. Hartman; Barnes &  
Thornberg, LLP

(57) **CLAIM**

We claim the ornamental design for a washer console, as  
shown and described:

**DESCRIPTION**

FIG. 1 is a front perspective view of a first embodiment of the  
washer console showing our new design;

FIG. 2 is a front elevation view of the washer console of FIG.  
1;

FIG. 3 is a top plan view of the washer console of FIG. 1;

FIG. 4 is a first side elevation view of the washer console of  
FIG. 1, with the second side elevation view being a mirror  
image of FIG. 4;

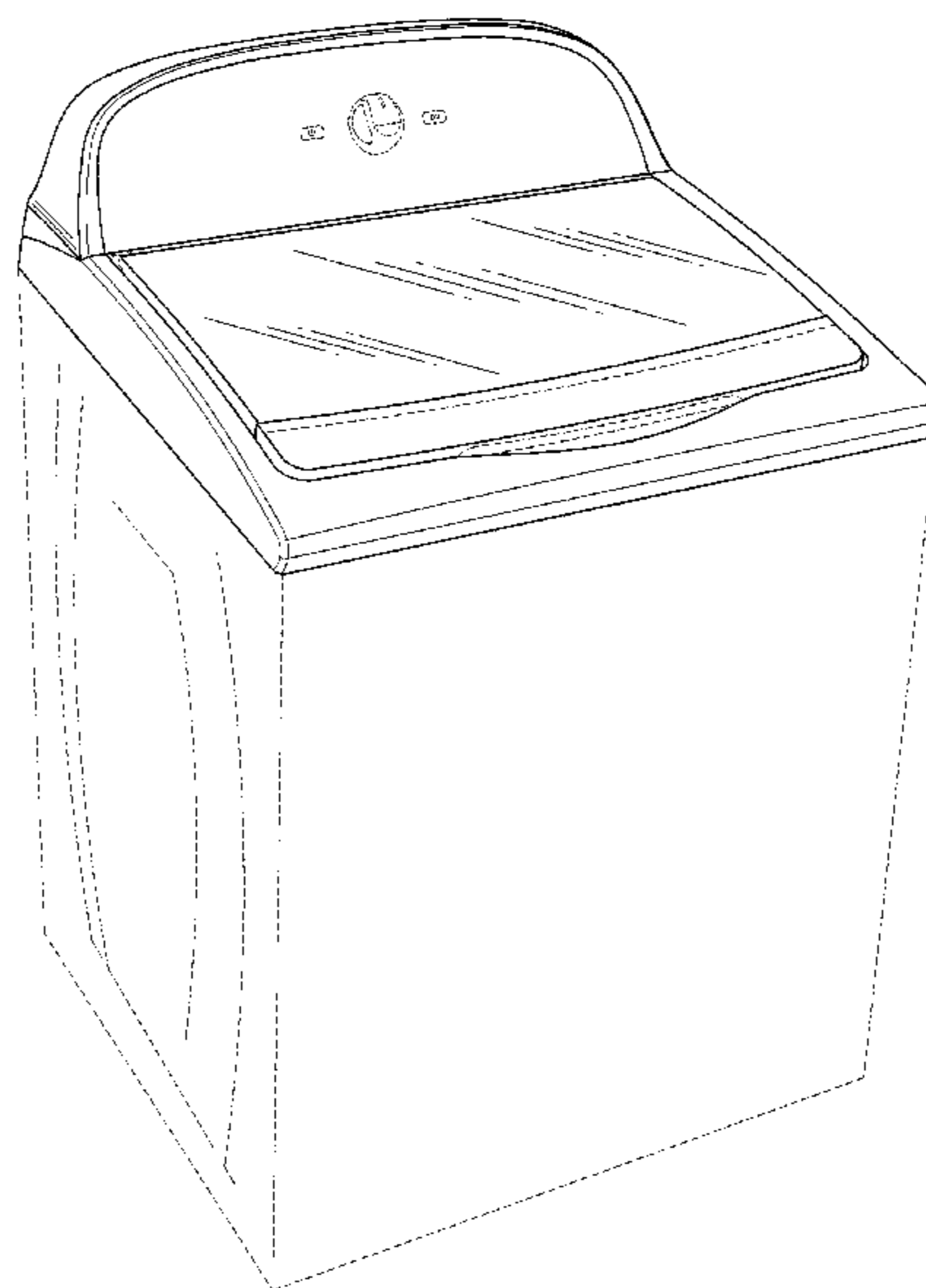
FIG. 5 is a front perspective view of a second embodiment of  
the washer console;

FIG. 6 is front elevation view of the washer console of FIG. 5;  
and,

FIG. 7 is a top plan view of the washer console of FIG. 5.

The first side elevation view of the washer console of FIG. 5  
is identical to the side elevation view shown in FIG. 4, with  
the second side elevational view of the washer console of FIG.  
5 being a mirror image of FIG. 4. The rear elevation view and  
the bottom plan view are not shown and form no part of the  
claimed design. The portion shown in broken lines is for  
illustrative purposes only and forms no part of the claimed  
design.

**1 Claim, 7 Drawing Sheets**



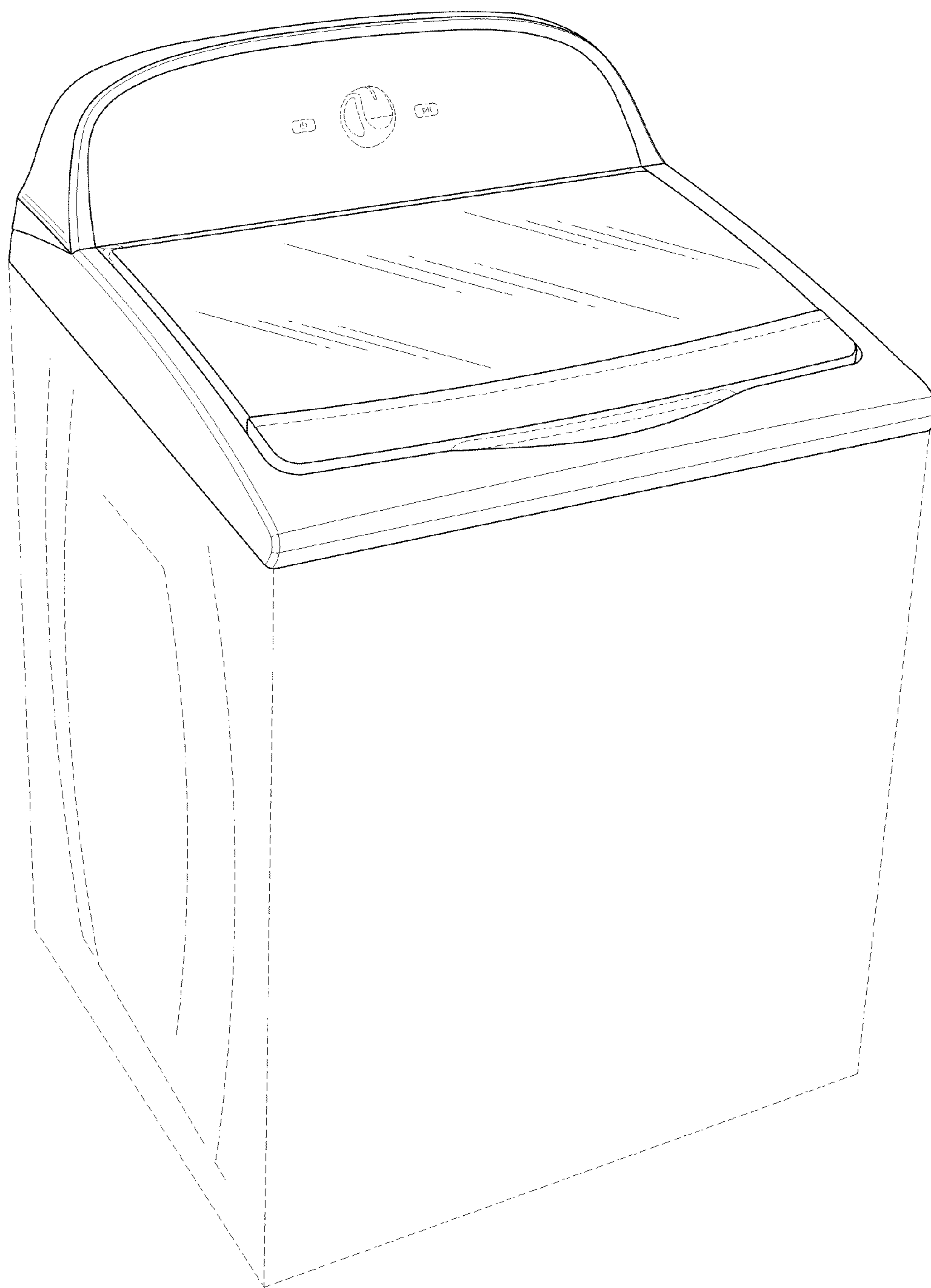


Fig. 1




Fig. 2

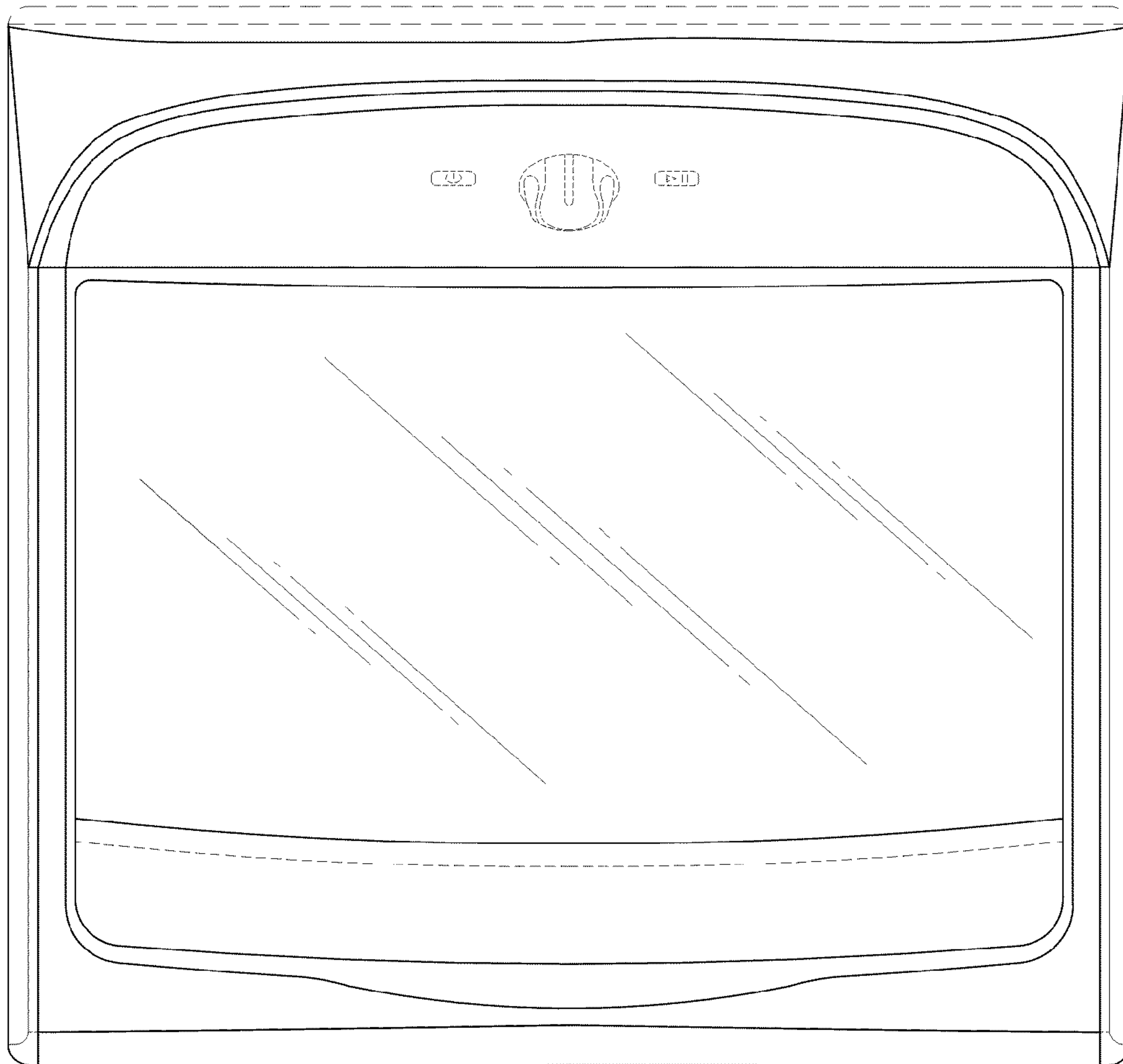


Fig. 3

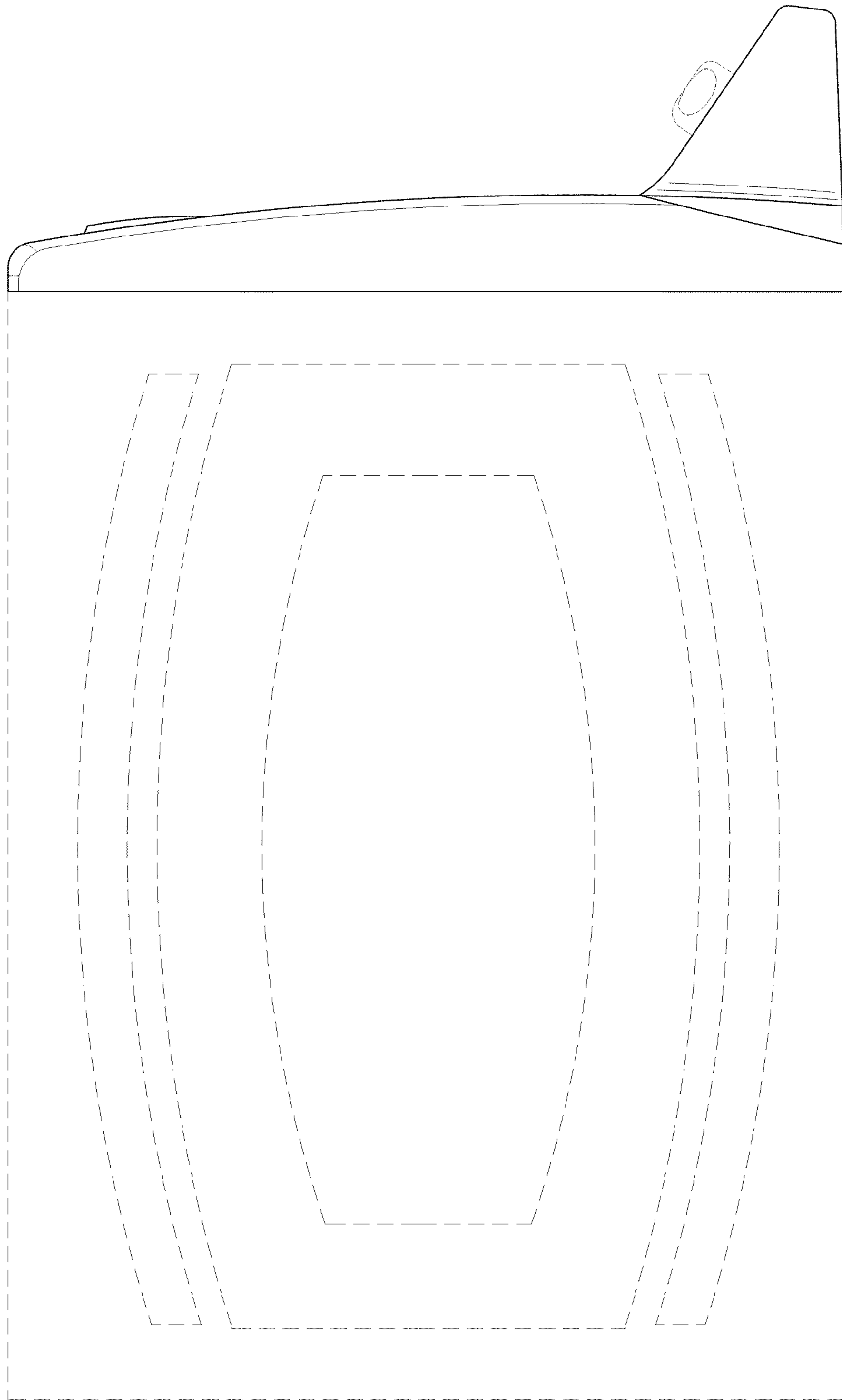


Fig. 4

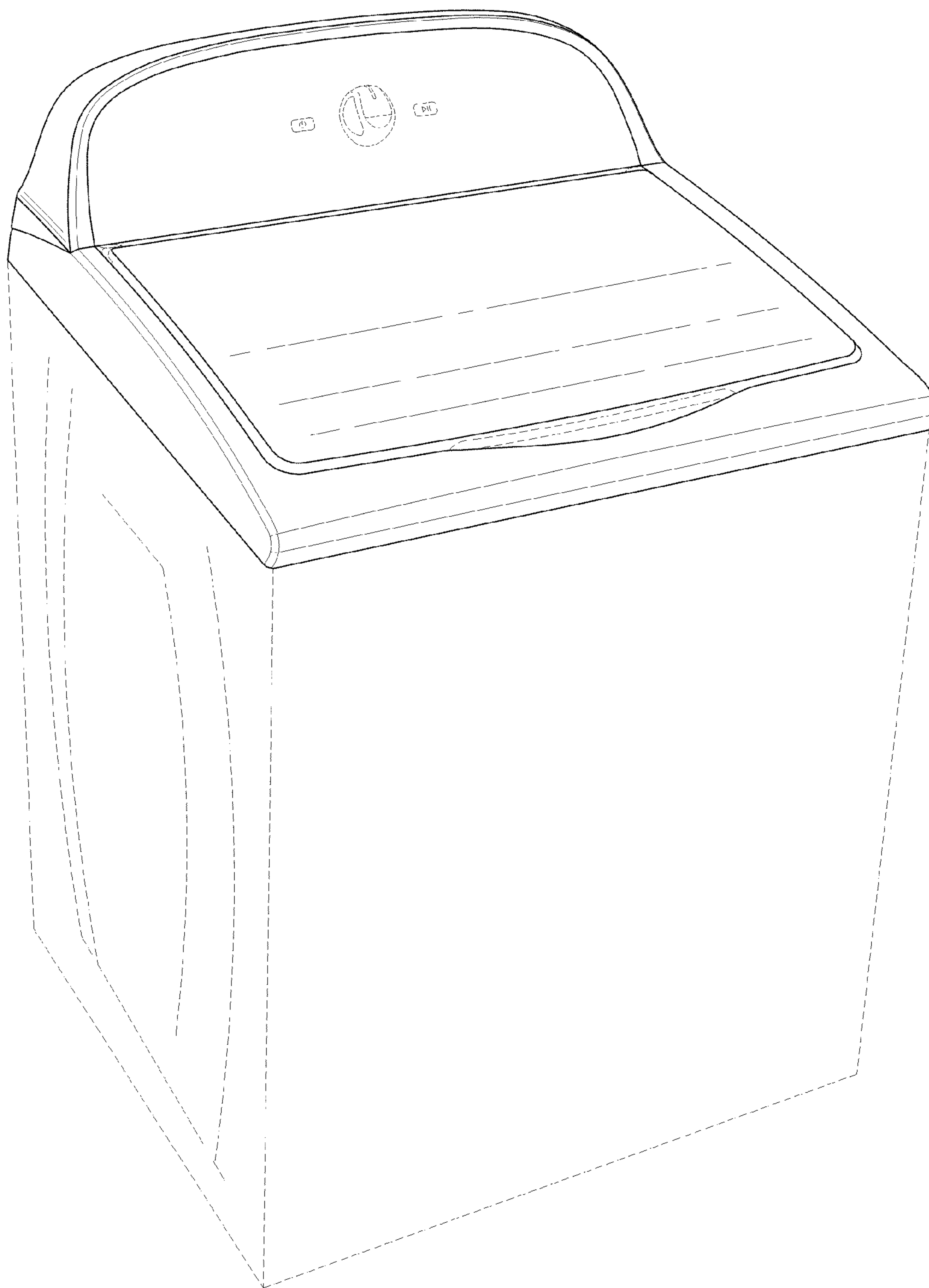


Fig. 5






Fig. 6




Fig. 7