



US00D648059S

(12) **United States Design Patent**  
**Fisher et al.**

(10) **Patent No.:** **US D648,059 S**

(45) **Date of Patent:** **\*\* Nov. 1, 2011**

(54) **TRIANGULAR LIGHT COLUMN**

(56) **References Cited**

(75) Inventors: **Kevin L. Fisher**, Erda, UT (US); **Galen M. Leith**, Salt Lake City, UT (US)

(73) Assignee: **3form, Inc.**, Salt Lake City, UT (US)

(\*\*) Term: **14 Years**

(21) Appl. No.: **29/361,382**

(22) Filed: **May 11, 2010**

**Related U.S. Application Data**

(63) Continuation-in-part of application No. PCT/US10/29086, filed on Mar. 29, 2010, and a continuation-in-part of application No. 29/355,551, filed on Feb. 9, 2010, and a continuation-in-part of application No. 29/355,522, filed on Feb. 9, 2010, now Pat. No. Des. 621,336.

(51) **LOC (9) Cl.** ..... **26-03**

(52) **U.S. Cl.** ..... **D26/118**

(58) **Field of Classification Search** ..... D26/1, D26/24, 51, 67, 68, 93, 95, 104, 105, 110, D26/111, 118, 150; D20/41, 42; 52/300, 52/301; 385/66, 68; D25/103, 106; 362/604, 362/632, 145, 147, 431, 812, 183, 101, 367

See application file for complete search history.

U.S. PATENT DOCUMENTS

4,691,986 A *	9/1987	Aberson et al. ....	385/66
D331,198 S *	11/1992	Nickerson .....	D26/111
D386,214 S *	11/1997	Belokin et al. ....	D20/42
D403,360 S *	12/1998	Cobb et al. ....	D20/41
D412,015 S *	7/1999	Greenfield .....	D26/68
5,943,836 A *	8/1999	Kassardjian .....	52/301
D436,213 S *	1/2001	Seal .....	D26/110
D544,126 S *	6/2007	Stafford .....	D26/67
D566,874 S *	4/2008	Howard .....	D26/67

\* cited by examiner

*Primary Examiner* — Brian N Vinson

(74) *Attorney, Agent, or Firm* — Workman Nydegger

(57) **CLAIM**

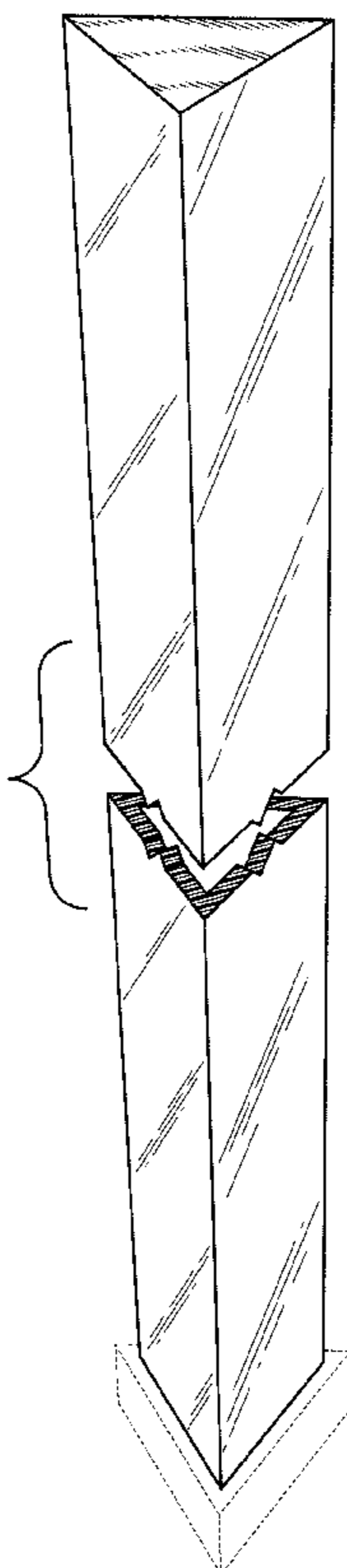
The ornamental design for a triangular light column, as shown and described.

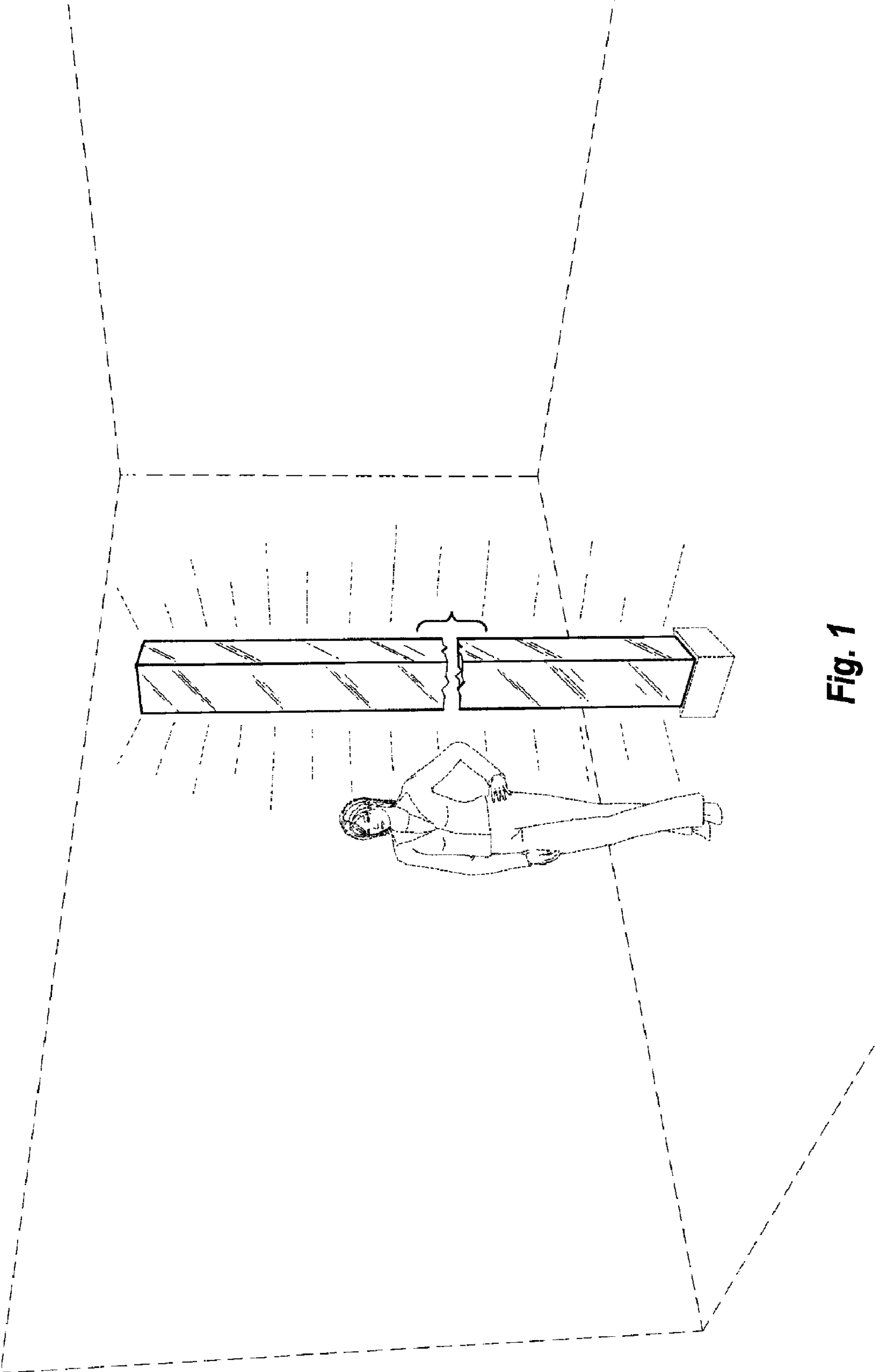
**DESCRIPTION**

FIG. 1 is a perspective view of a triangular light column; FIG. 2 is a top-perspective view thereof; FIG. 3 is a left elevational view thereof; FIG. 4 is a front elevational thereof; FIG. 5 is a right elevational thereof; FIG. 6 is a back elevational thereof; and, FIG. 7 is a top plan view thereof.

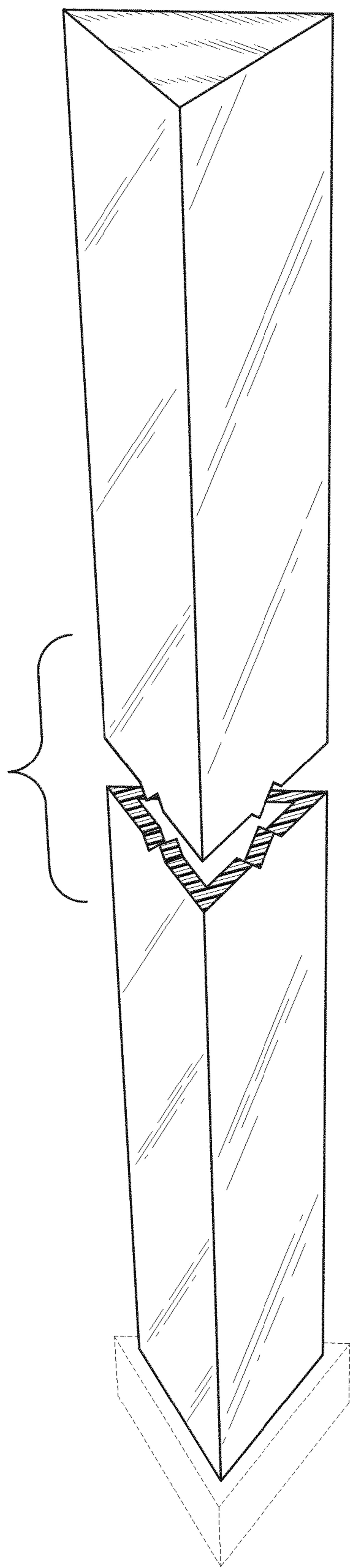
The broken lines in the drawings are included for environmental or illustrative purposes only and form no part of the claimed design. Where applicable, the article is shown broken-away to indicate an unclaimed height.

**1 Claim, 3 Drawing Sheets**

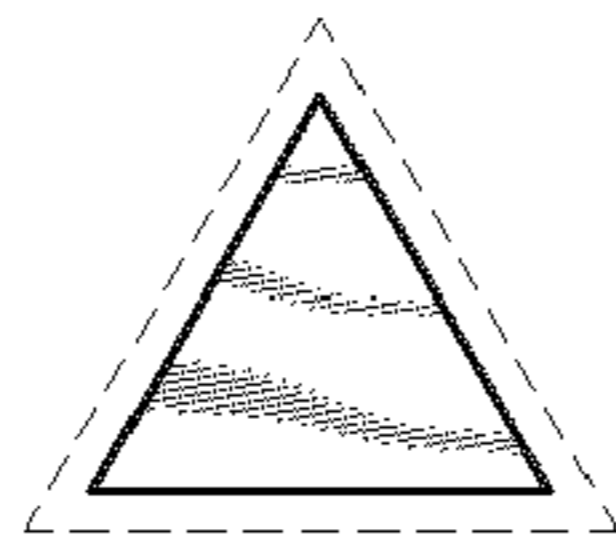




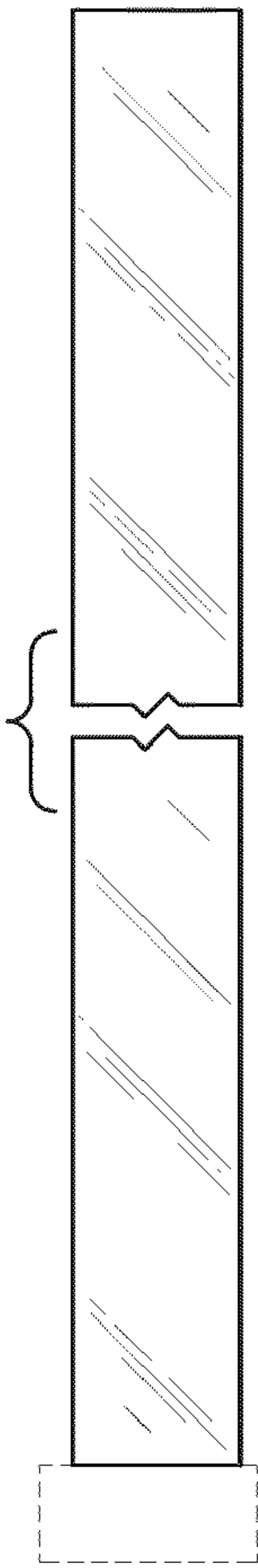
**Fig. 1**



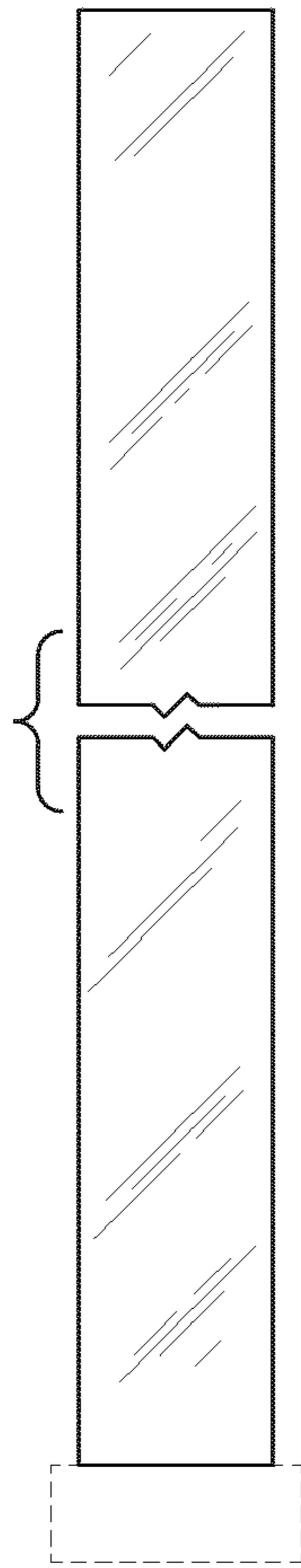
**Fig. 2**



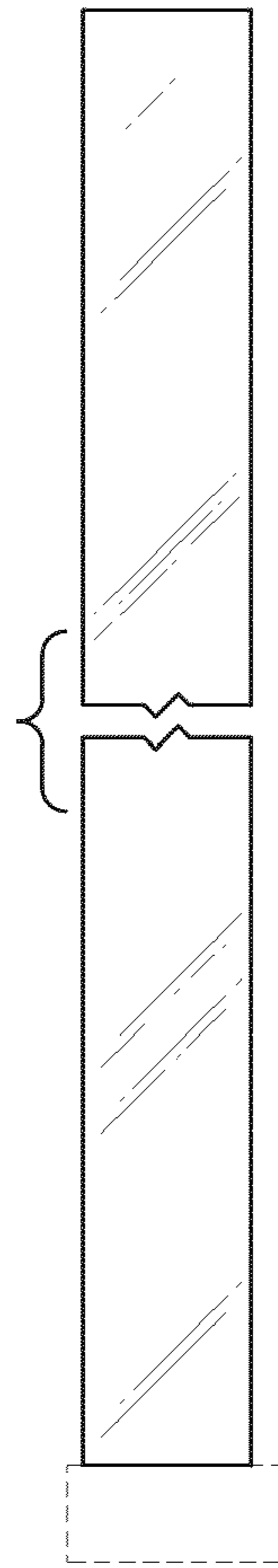
**Fig. 7**



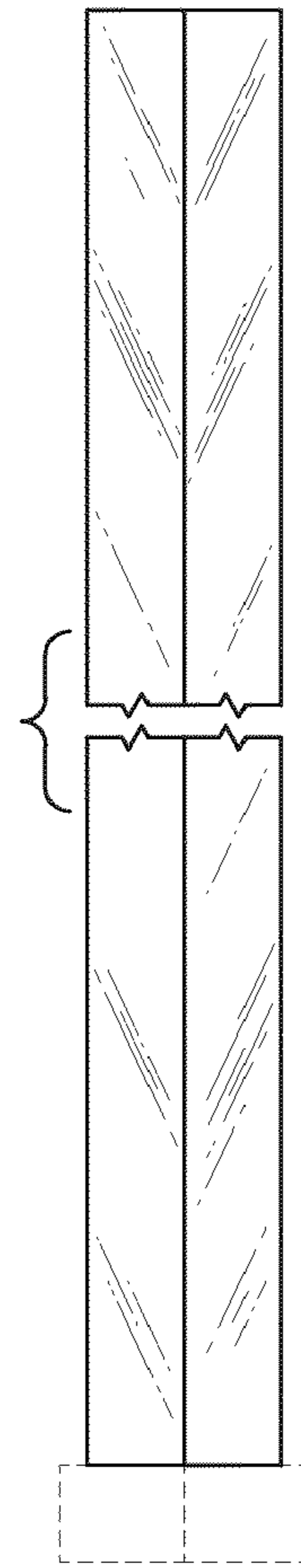
**Fig. 3**



**Fig. 4**



**Fig. 5**



**Fig. 6**