



US00D648054S

(12) **United States Design Patent**  
**Zhuang**

(10) **Patent No.:** **US D648,054 S**

(45) **Date of Patent:** **\*\* Nov. 1, 2011**

(54) **LIGHT**

(76) **Inventor:** **Hero Zhuang, Taipei (TW)**

(\*\*) **Term:** **14 Years**

(21) **Appl. No.:** **29/360,610**

(22) **Filed:** **Apr. 28, 2010**

(51) **LOC (9) Cl.** ..... **26-02**

(52) **U.S. Cl.** ..... **D26/37**

(58) **Field of Classification Search** ..... D26/37,  
D26/38, 39, 42, 46, 49, 51; 362/157, 158,  
362/183, 184, 195–208, 800, 253  
See application file for complete search history.

(56) **References Cited**

**U.S. PATENT DOCUMENTS**

D458,400 S *	6/2002	Kovacik et al.	.....	D26/50
D485,364 S *	1/2004	Lee	.....	D24/217
D502,276 S *	2/2005	Kovacik et al.	.....	D26/44
D520,164 S *	5/2006	Brass et al.	.....	D26/44
D527,478 S *	8/2006	Kovacik et al.	.....	D26/42
D528,240 S *	9/2006	Kovacik et al.	.....	D26/42
7,150,540 B2 *	12/2006	Kovacik et al.	.....	362/245

D543,301 S *	5/2007	Chen	.....	D26/42
D556,926 S *	12/2007	Thirouin	.....	D26/37
7,325,944 B2 *	2/2008	Kovacik et al.	.....	362/249.12
7,338,189 B2 *	3/2008	Kovacik et al.	.....	362/398

\* cited by examiner

*Primary Examiner* — Ian Simmons

*Assistant Examiner* — Carissa C Fitts

(57) **CLAIM**

The ornamental design for a light, as shown and described.

**DESCRIPTION**

FIG. 1 is a perspective view of light showing my present design,

FIG. 2 is a front view thereof;

FIG. 3 is a rear view thereof;

FIG. 4 is a left view thereof;

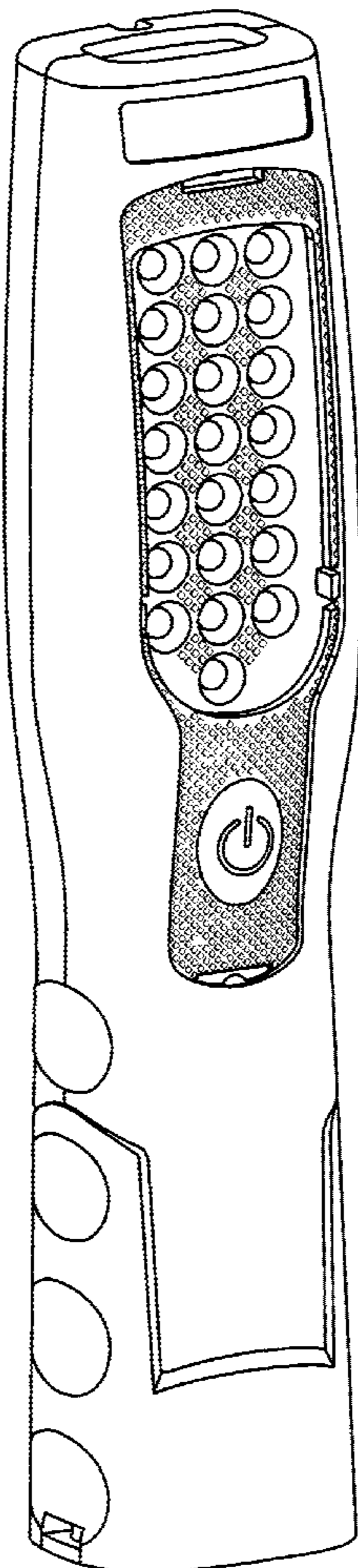
FIG. 5 is a right view thereof;

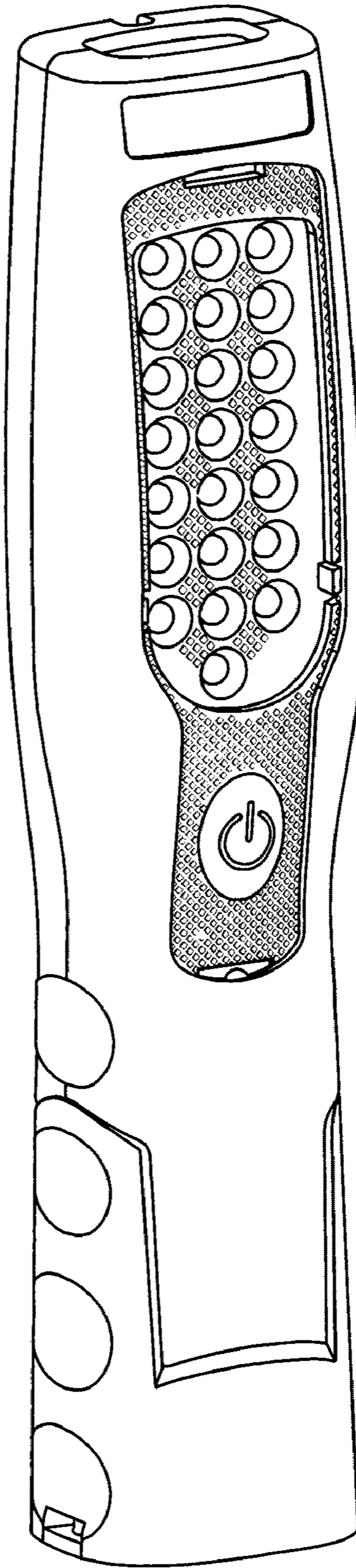
FIG. 6 is a top view thereof; and,

FIG. 7 is a bottom view.

The broken line showing is for environmental purposes only and forms no part of the claimed design.

**1 Claim, 6 Drawing Sheets**





**FIG. 1**

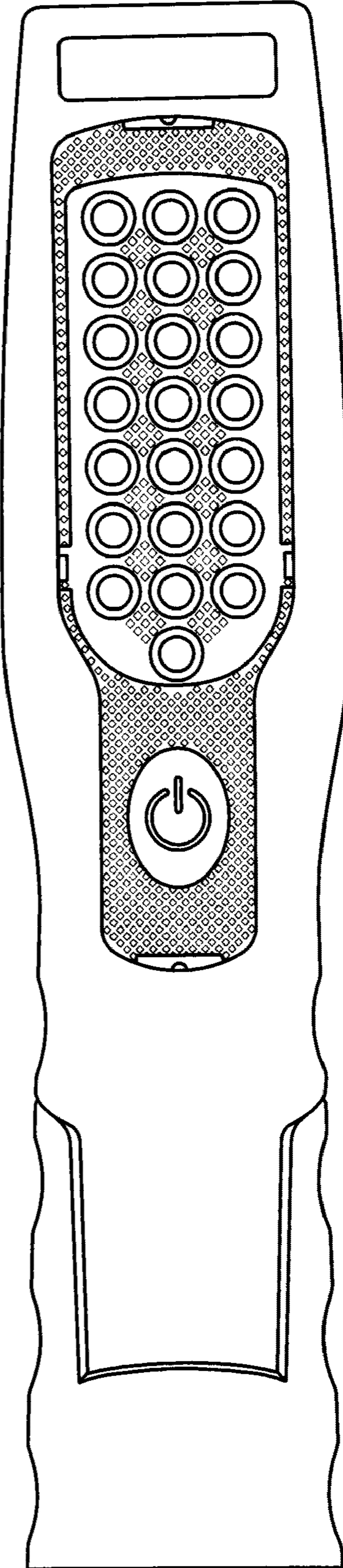


FIG. 2

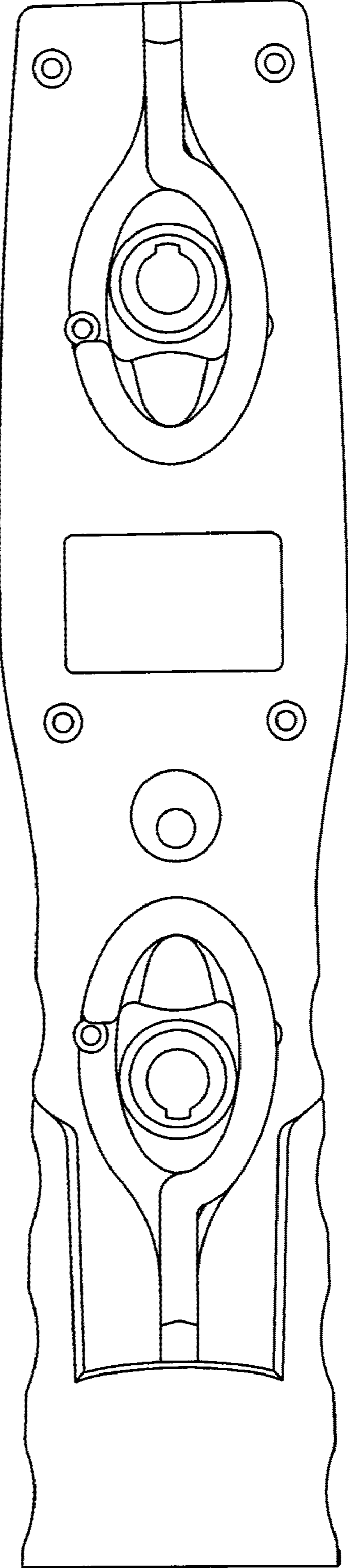


FIG. 3

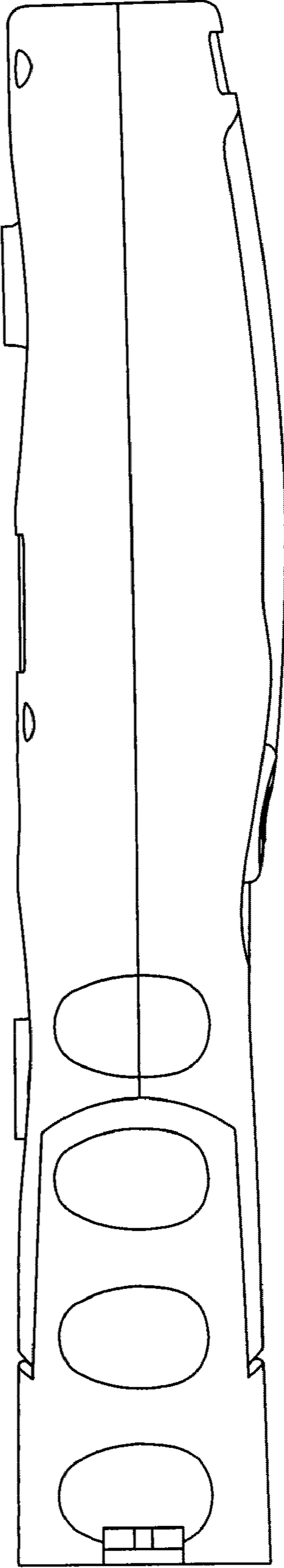


FIG. 4

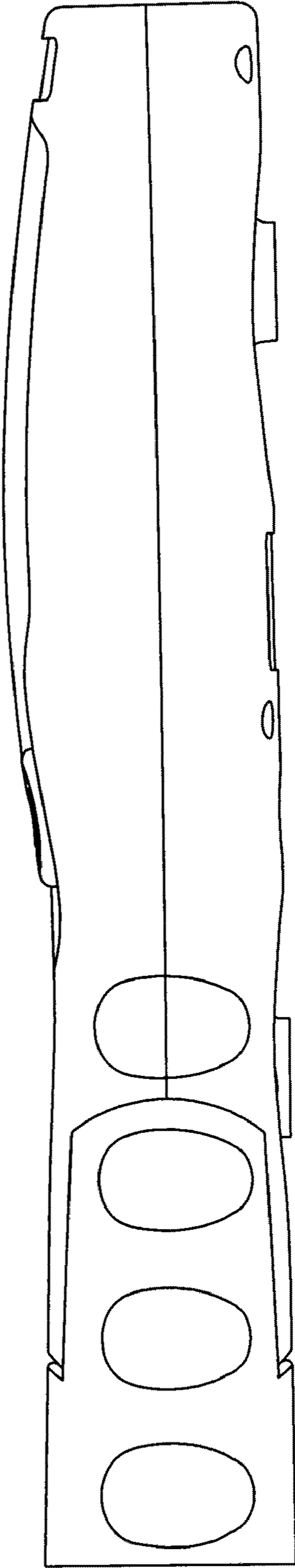
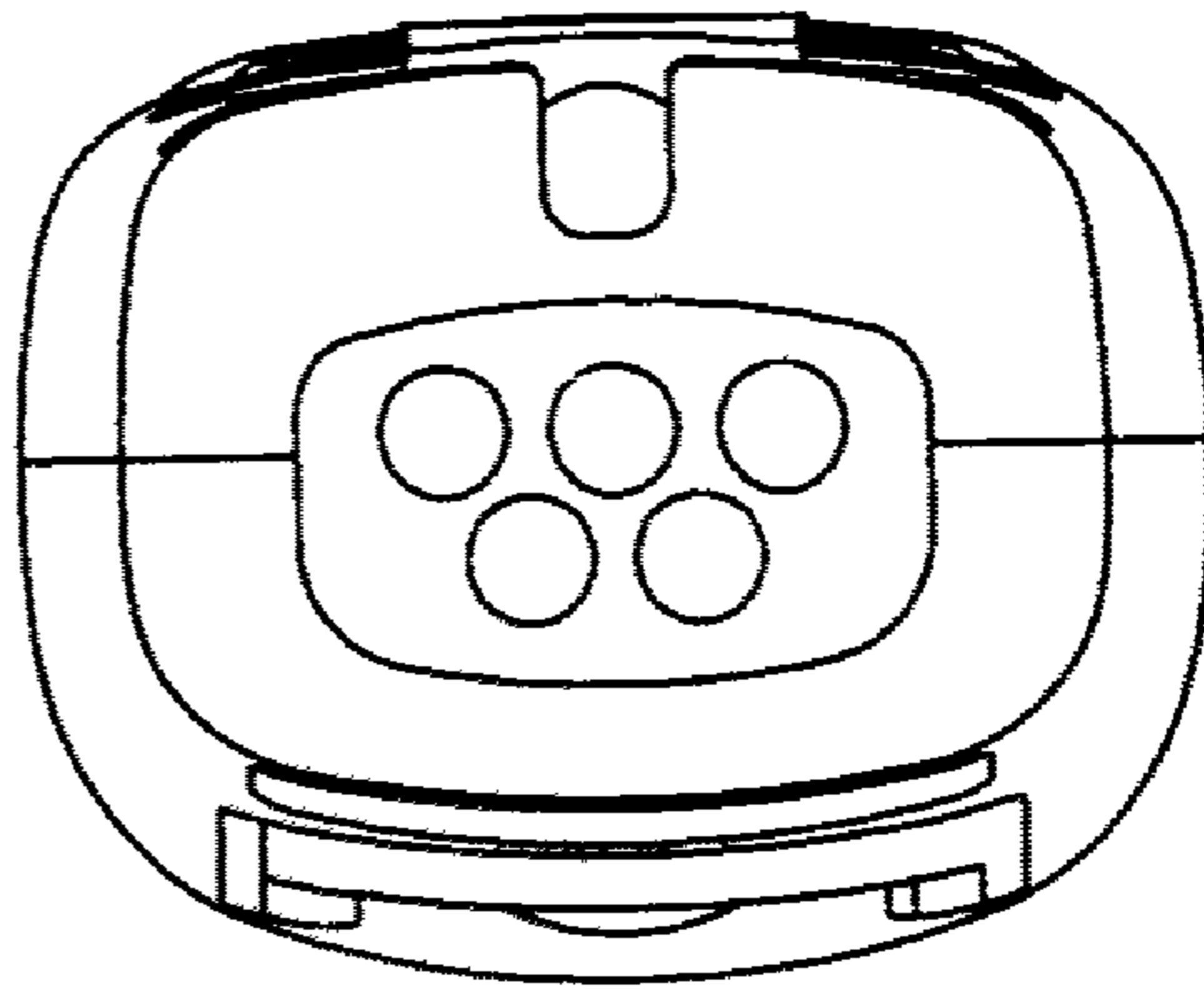
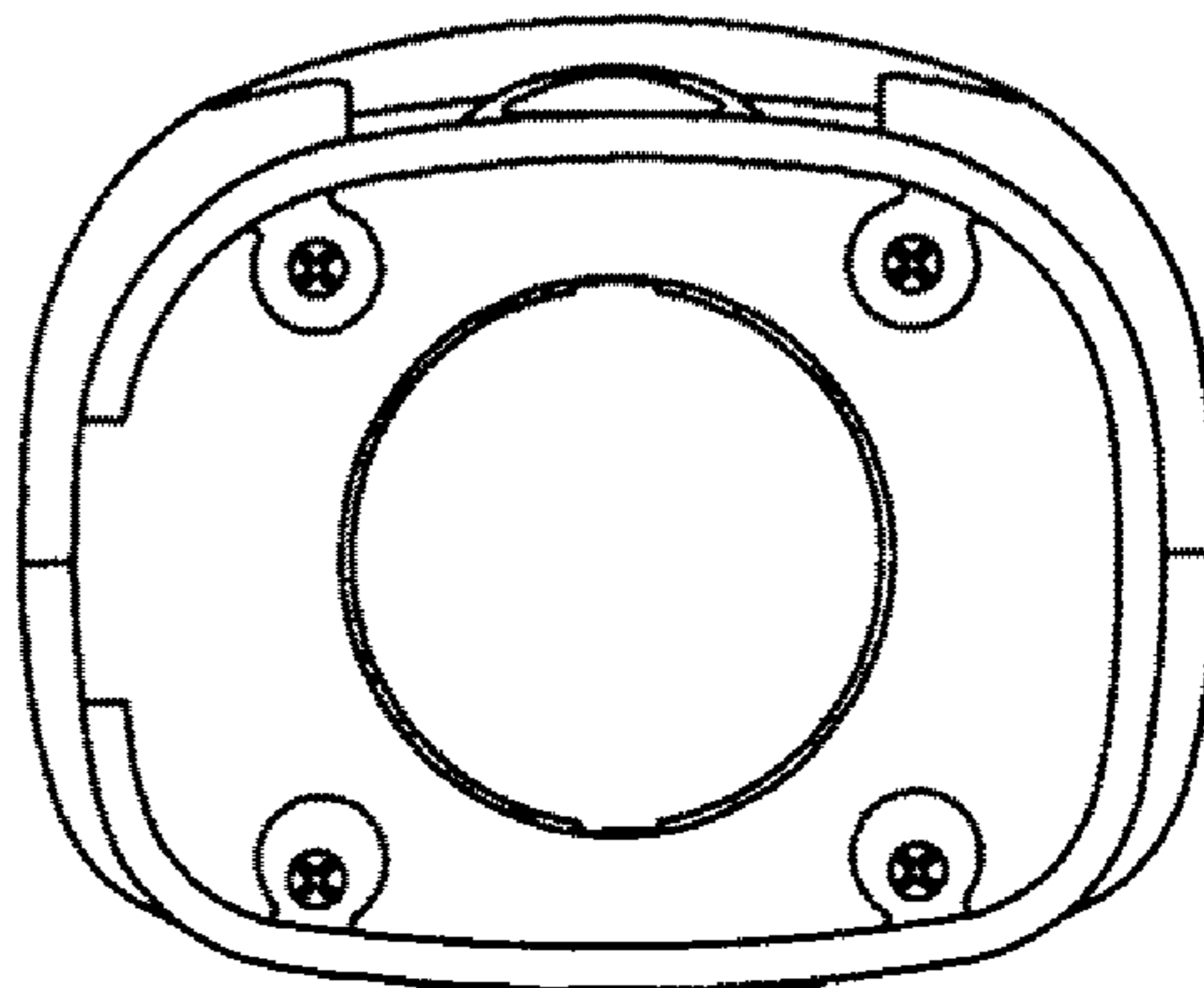


FIG. 5



**FIG. 6**



**FIG. 7**