

US00D648053S

(12) **United States Design Patent**  
**Rahman**

(10) **Patent No.:** **US D648,053 S**

(45) **Date of Patent:** **\*\* Nov. 1, 2011**

(54) **LIGHT FIXTURE**

(75) Inventor: **Najeh Rahman**, Port St. Lucie, FL (US)

(73) Assignee: **Sienna, LLC**, Port St. Lucie, FL (US)

(\*\*) Term: **14 Years**

(21) Appl. No.: **29/376,003**

(22) Filed: **Sep. 30, 2010**

(51) **LOC (9) Cl.** ..... **26-03**

(52) **U.S. Cl.** ..... **D26/25**

(58) **Field of Classification Search** ..... D26/24,  
D26/25, 27, 57, 94, 101, 7, 73, 125, 127;  
D11/117, 118, 121, 124, 125, 108, 70; D20/10;  
362/605, 551, 554, 556, 559, 564, 565, 566,  
362/567, 568, 121, 122, 123, 249.14, 249.15,  
362/249.16, 249.17, 249.18, 249.19, 806,  
362/807, 812

See application file for complete search history.

(56) **References Cited**

**U.S. PATENT DOCUMENTS**

D135,162	S	*	3/1943	Williams	.....	D11/97
6,079,855	A	*	6/2000	Azeredo et al.	.....	362/356
D450,396	S	*	11/2001	Chang	.....	D26/25
D450,397	S	*	11/2001	Chang	.....	D26/25
D450,399	S	*	11/2001	Chang	.....	D26/25
D452,745	S	*	1/2002	Chang	.....	D26/25
D452,921	S	*	1/2002	Chang	.....	D26/25
6,390,645	B1	*	5/2002	Wu	.....	362/249.16
D459,009	S	*	6/2002	Chang et al.	.....	D26/25
D535,762	S	*	1/2007	Figueroa, Jr.	.....	D26/25
2003/0012021	A1	*	1/2003	Chang	.....	362/249
2003/0107890	A1	*	6/2003	Chang	.....	362/249
2005/0099811	A1	*	5/2005	Cheng	.....	362/252

\* cited by examiner

*Primary Examiner* — Angela J Lee

(74) *Attorney, Agent, or Firm* — Amster, Rothstein & Ebenstein, LLP

(57) **CLAIM**

The ornamental design for a light fixture, as shown and described.

**DESCRIPTION**

FIG. 1 is a top, front perspective view of the ornamental light fixture, with a portion of unclaimed environmental structures shown;

FIG. 2 is a front view thereof, with a portion of unclaimed environmental structures shown;

FIG. 3 is a front view thereof, with a portion of alternative unclaimed environmental structures shown;

FIG. 4 is a front view thereof, with a portion of alternative unclaimed environmental structures shown;

FIG. 5 is a rear view of the light fixture, with a portion of unclaimed environmental structures shown;

FIG. 6 is a side view thereof, with a portion of unclaimed environmental structures shown;

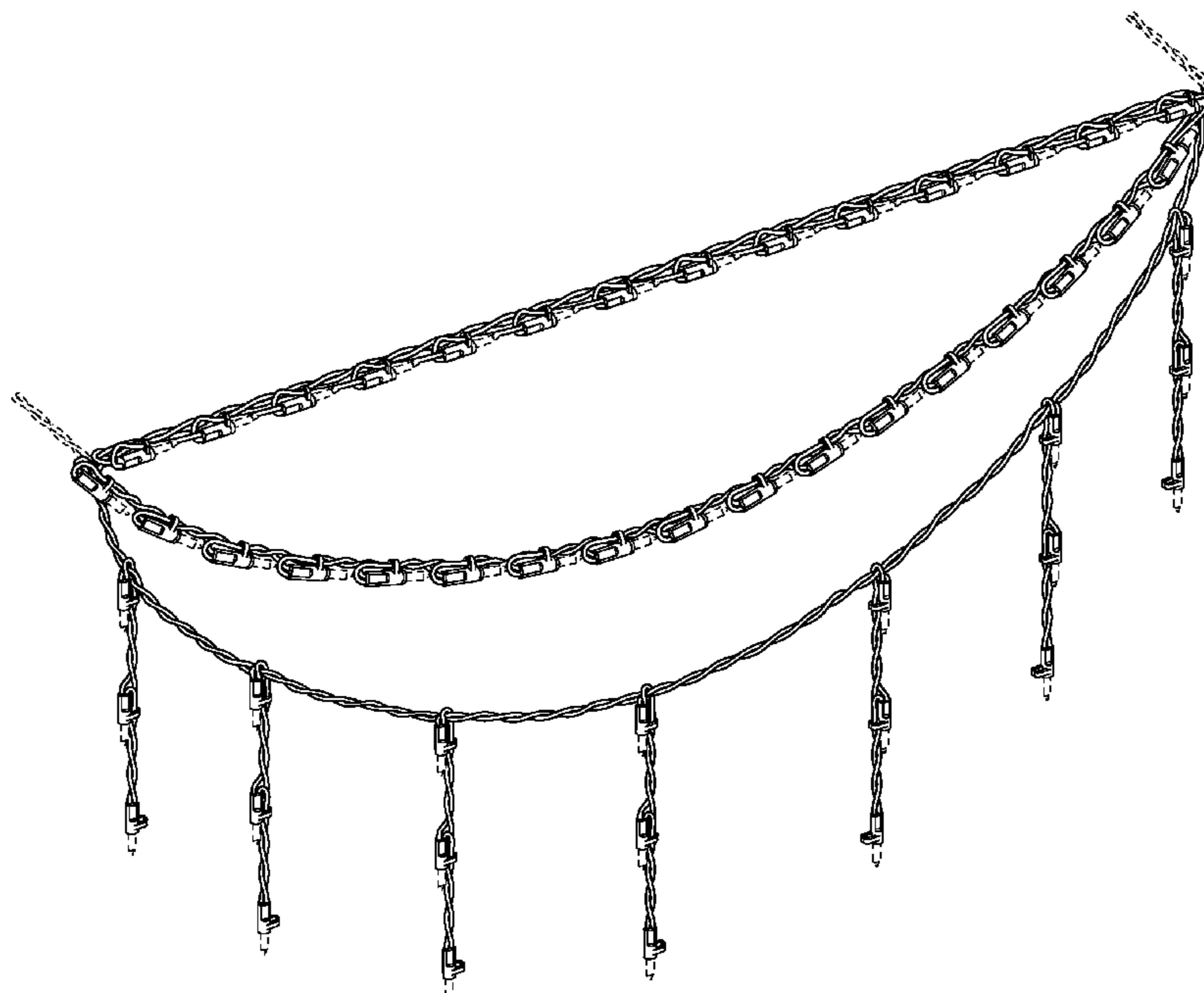
FIG. 7 is an opposite side view thereof, with a portion of unclaimed environmental structures shown;

FIG. 8 is a top view thereof, with a portion of unclaimed environmental structures shown; and,

FIG. 9 is a bottom view thereof, with a portion of unclaimed environmental structures shown.

The broken lines shown in the drawings represent environmental structures and unclaimed portions of the ornamental light fixture, and form no part of the claimed design.

**1 Claim, 7 Drawing Sheets**



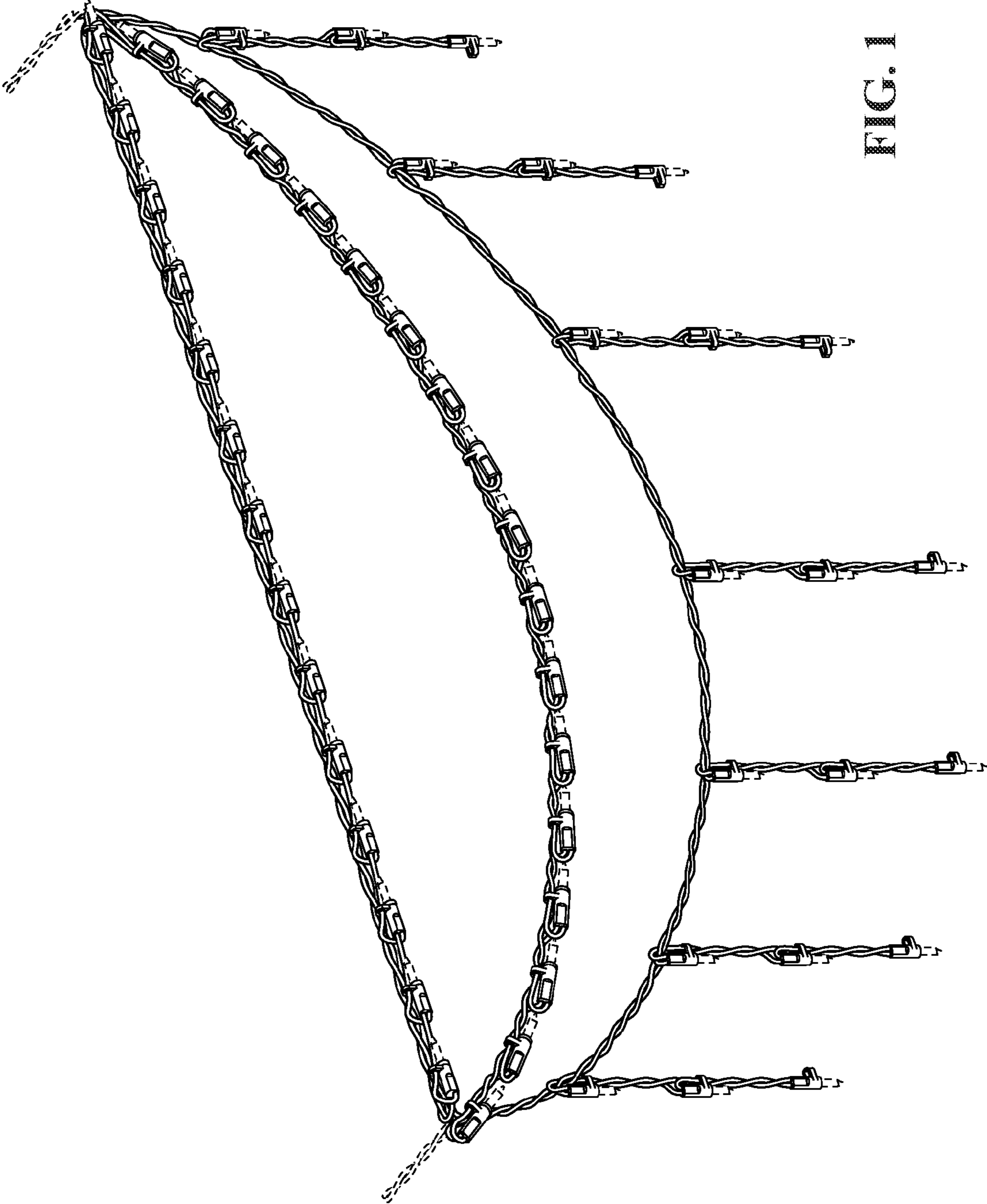


FIG. 1

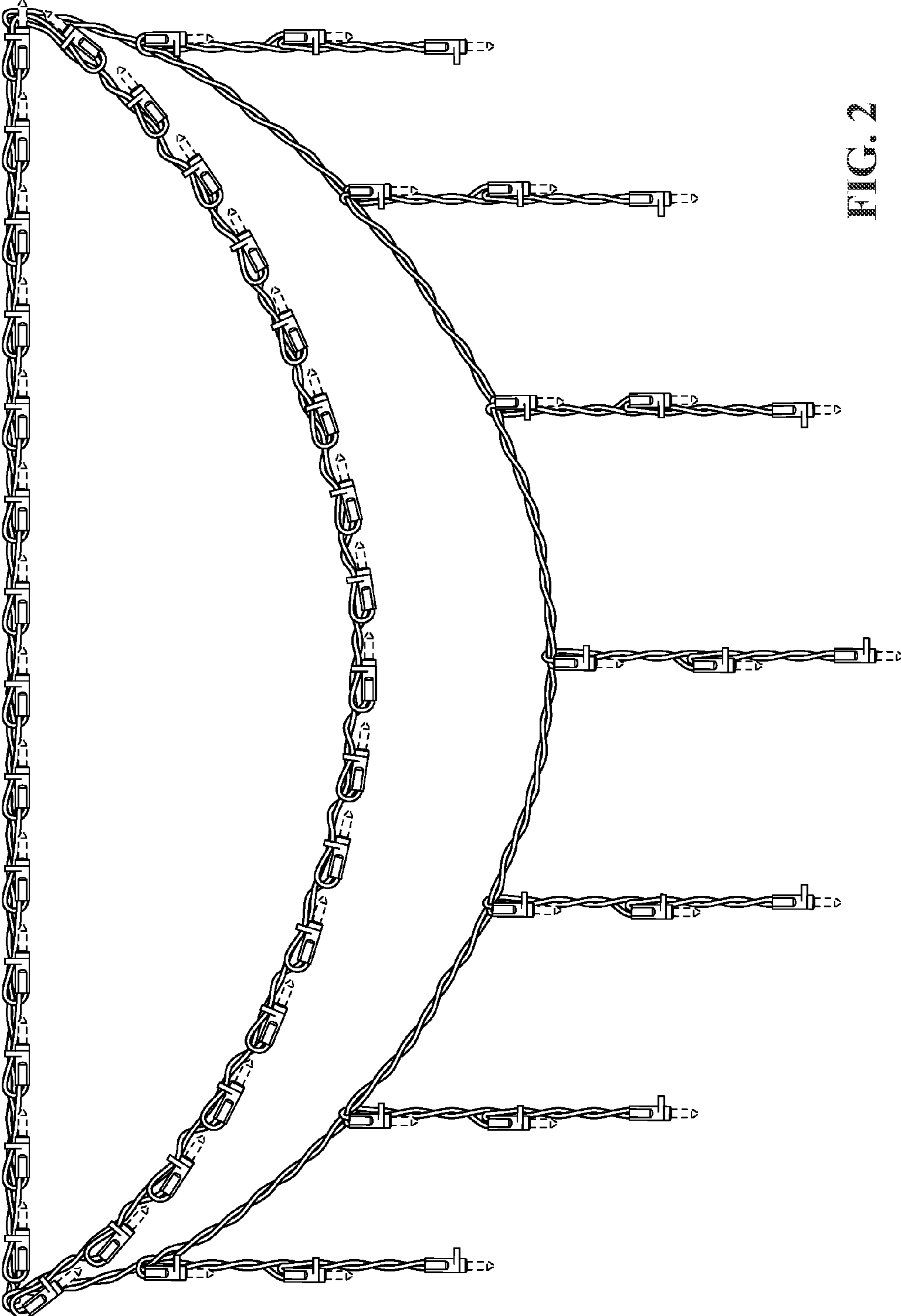


FIG. 2

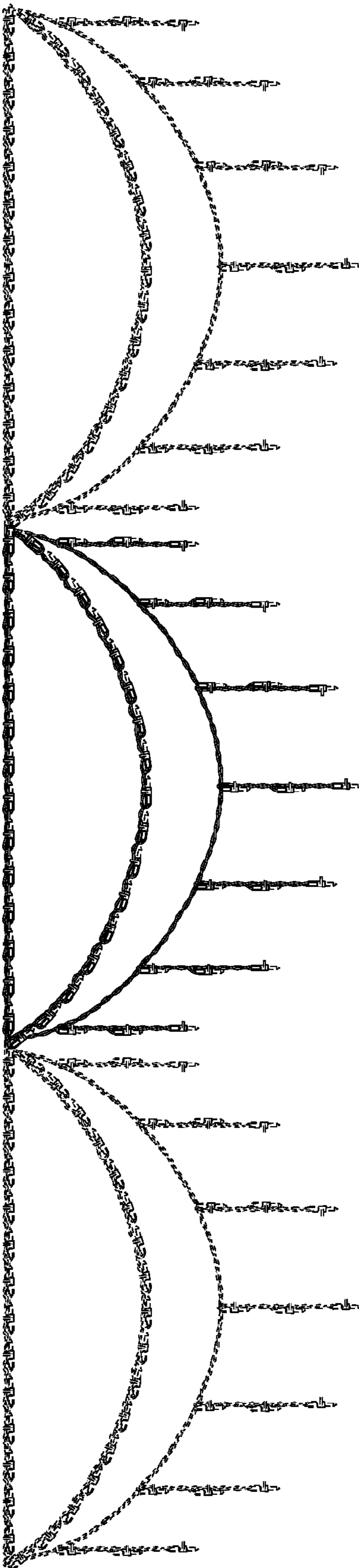


FIG. 3

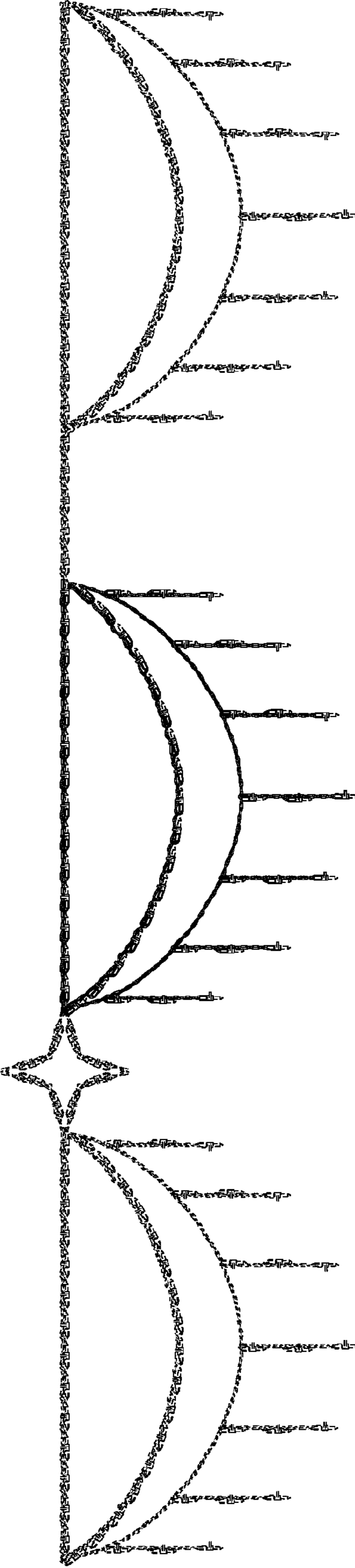


FIG. 4

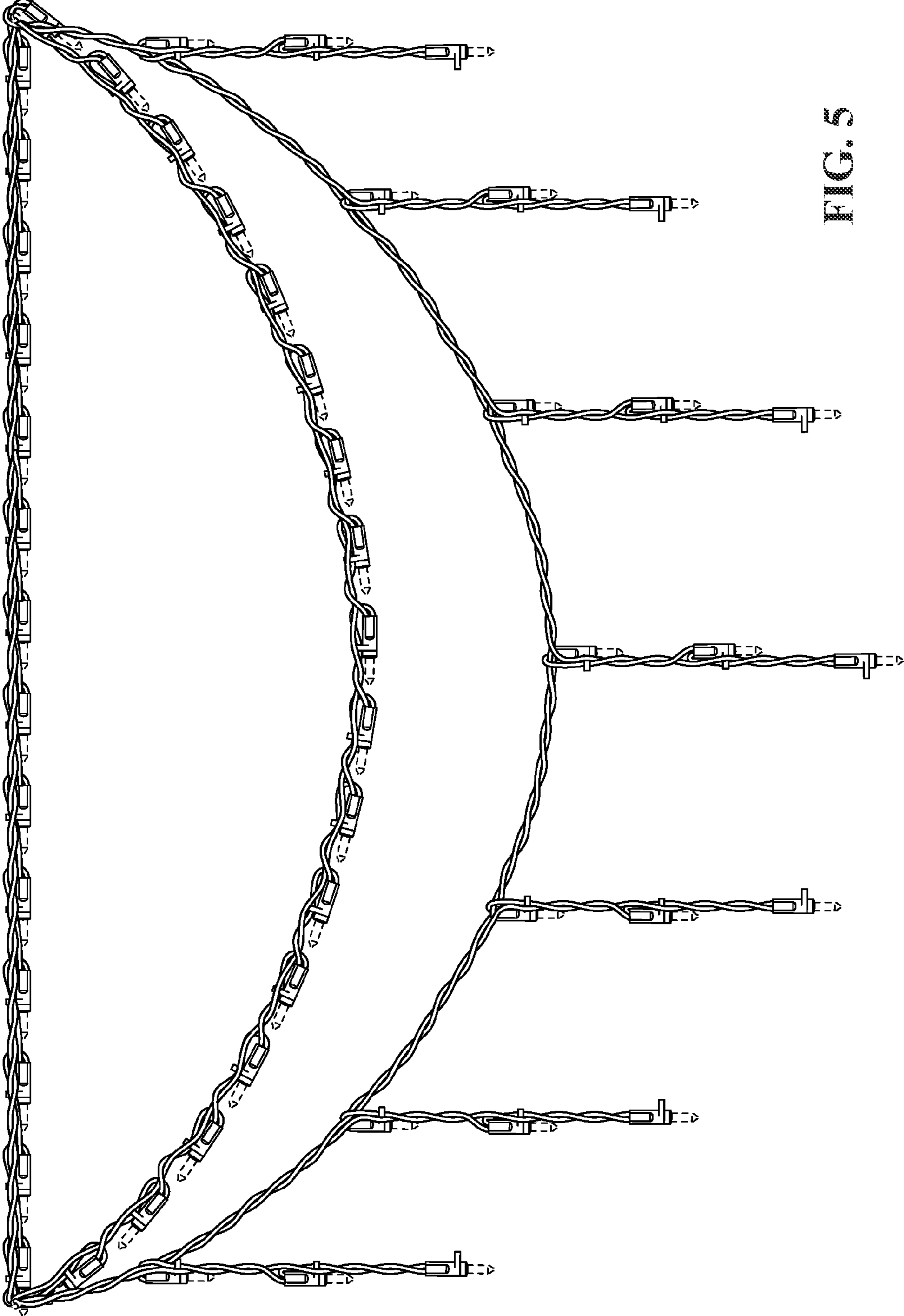


FIG. 5

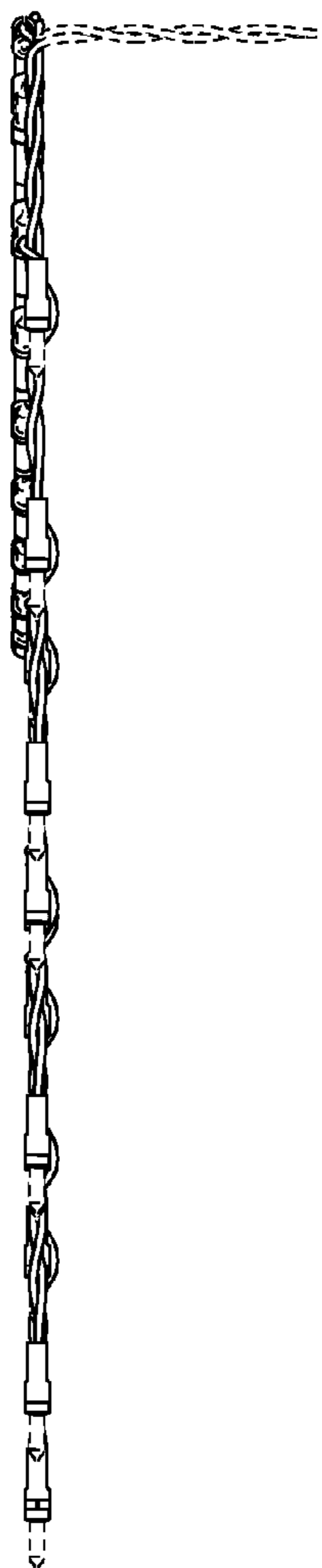


FIG. 6

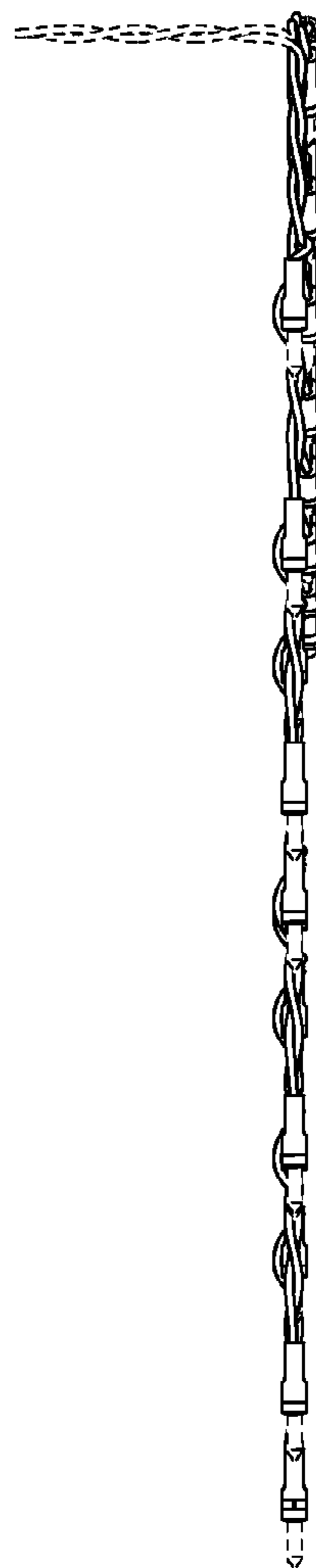


FIG. 7




FIG. 8




FIG. 9