



US00D648026S

(12) **United States Design Patent**
Okawa et al.

(10) **Patent No.:** **US D648,026 S**
(45) **Date of Patent:** **** Nov. 1, 2011**

(54) **MOTOR HANDPIECE FOR ROOT CANAL ENLARGEMENT**

(75) Inventors: **Shinich Okawa**, Kyoto (JP); **Tsuyoshi Tanaka**, Kyoto (JP)

(73) Assignee: **Kabushiki Kaisha Morita Seisakusho**, Kyoto-shi, Kyoto (JP)

(**) Term: **14 Years**

(21) Appl. No.: **29/347,684**

(22) Filed: **Apr. 9, 2010**

(30) **Foreign Application Priority Data**

Dec. 9, 2009 (JP) 2009-028614

(51) **LOC (9) Cl.** **24-02**

(52) **U.S. Cl.** **D24/152**

(58) **Field of Classification Search** D24/155, D24/156, 133, 152, 154, 135, 141, 144-146, D24/151, 176, 186; 606/189, 188, 84; D10/133; 600/101, 121, 122, 125, 130, 131, 136, 137
See application file for complete search history.

(56) **References Cited**

U.S. PATENT DOCUMENTS

D389,912 S * 1/1998 Emerson et al. D24/133
D414,867 S * 10/1999 Moriwaki et al. D24/152
D453,833 S * 2/2002 Hess D24/144

D539,178 S * 3/2007 Nakada et al. D10/57
D558,345 S * 12/2007 Witt D24/152
D587,810 S * 3/2009 Weber et al. D24/186
D597,207 S * 7/2009 Kobayashi D24/152
D613,865 S * 4/2010 De Charentenay D24/152
D619,717 S * 7/2010 Toshima D24/152
D625,819 S * 10/2010 Kagawa et al. D24/152
D627,471 S * 11/2010 Mueller et al. D24/176
D630,747 S * 1/2011 Shinohara et al. D24/152
D634,014 S * 3/2011 Noui D24/176

* cited by examiner

Primary Examiner — Ian Simmons

Assistant Examiner — Charles Hanson

(74) *Attorney, Agent, or Firm* — Jacobson Holman PLLC

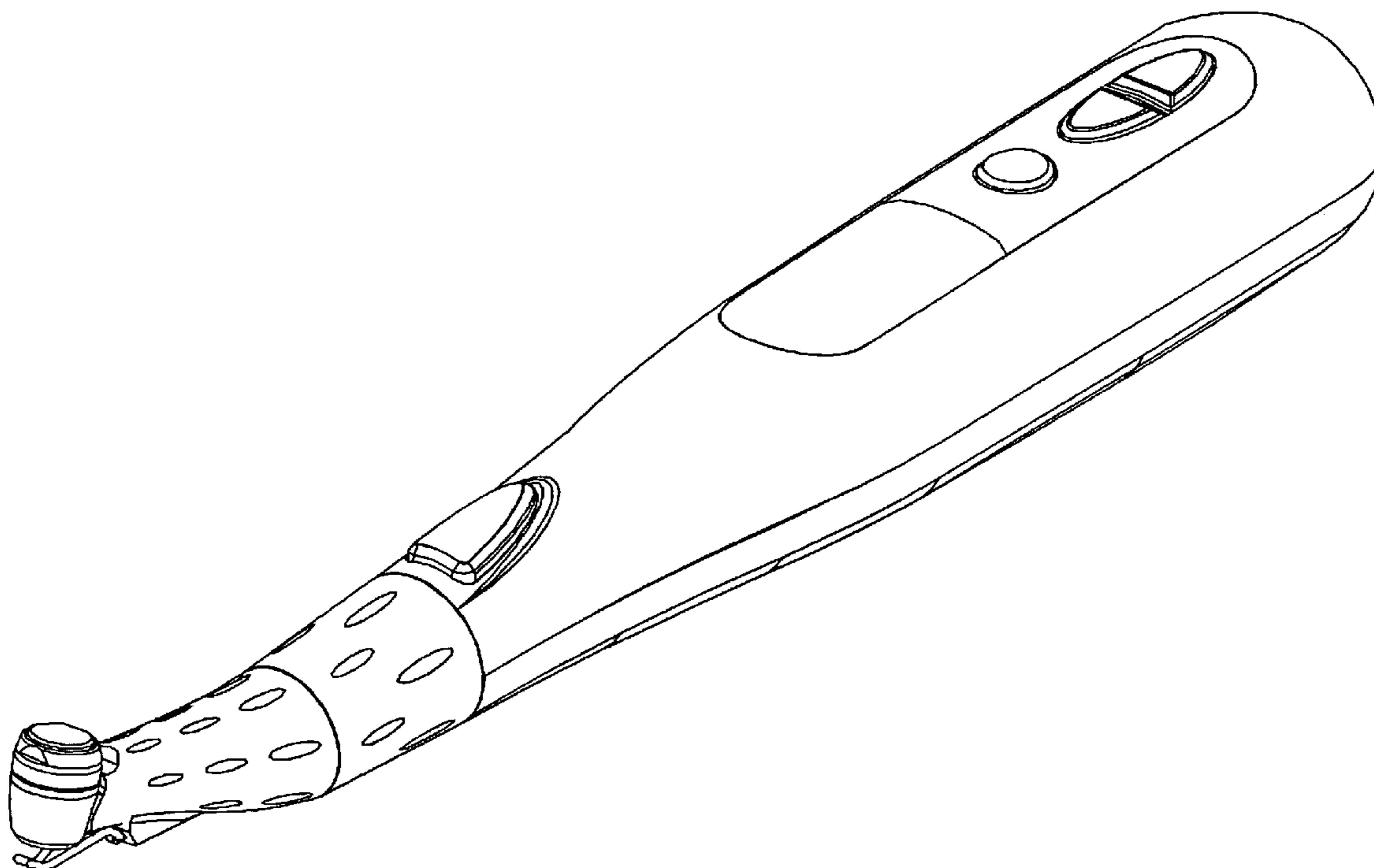
(57) **CLAIM**

The ornamental design for a motor handpiece for root canal enlargement, as shown and described.

DESCRIPTION

FIG. 1 is a perspective view showing our new design for a motor handpiece for root canal enlargement, FIG. 2 is a front view thereof, FIG. 3 is a top view thereof, FIG. 4 is a bottom view thereof, FIG. 5 is a left side view thereof, FIG. 6 is a right side view thereof, FIG. 7 is an alternate positioned left side view thereof; and, FIG. 8 is an alternate positioned left side view thereof.

1 Claim, 3 Drawing Sheets



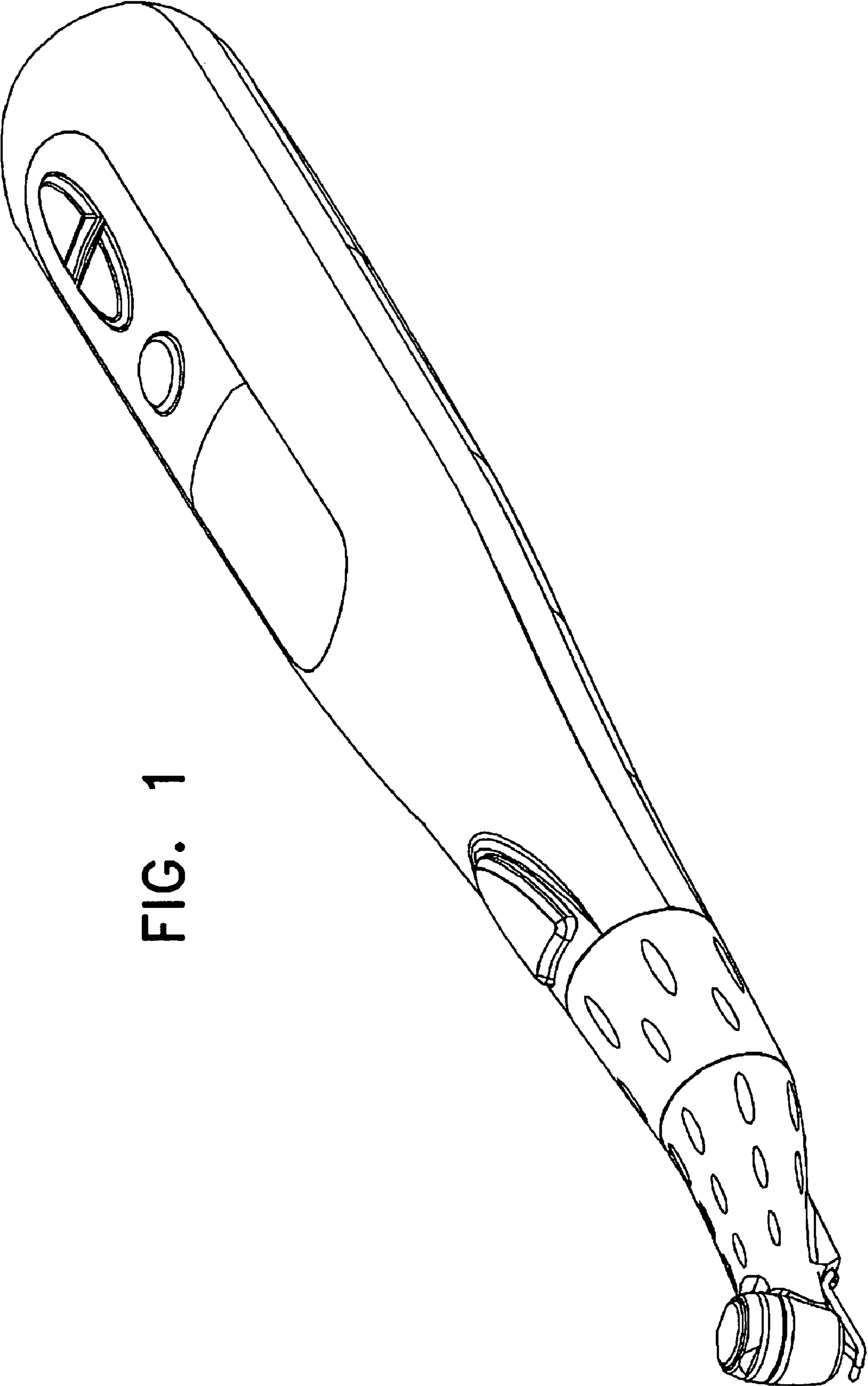


FIG. 1

FIG. 2

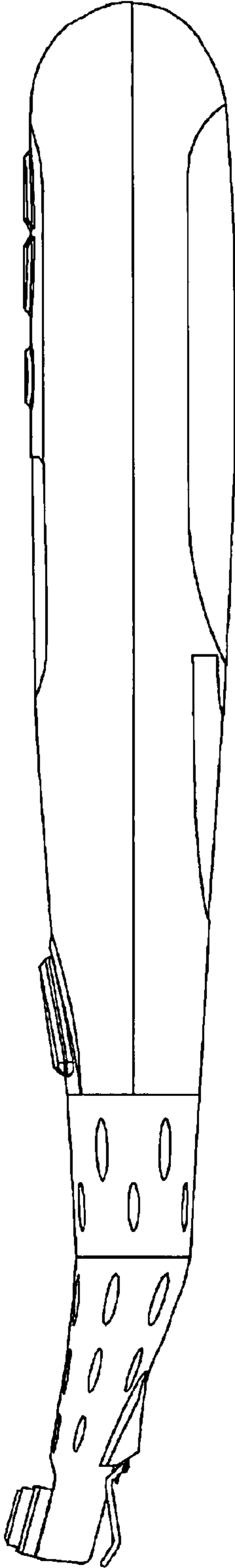


FIG. 3

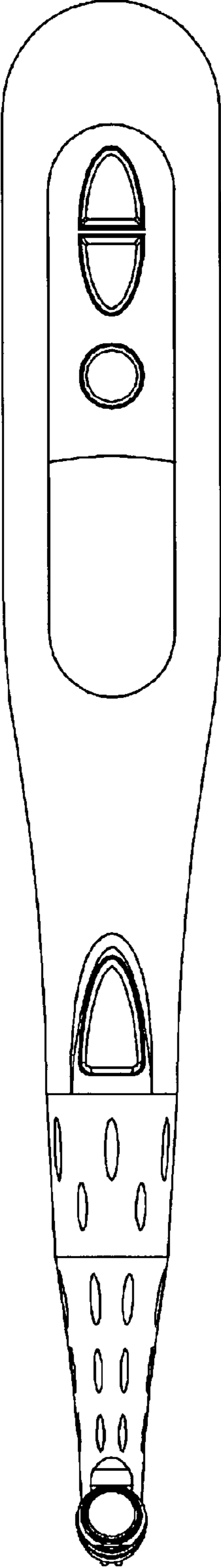


FIG. 4

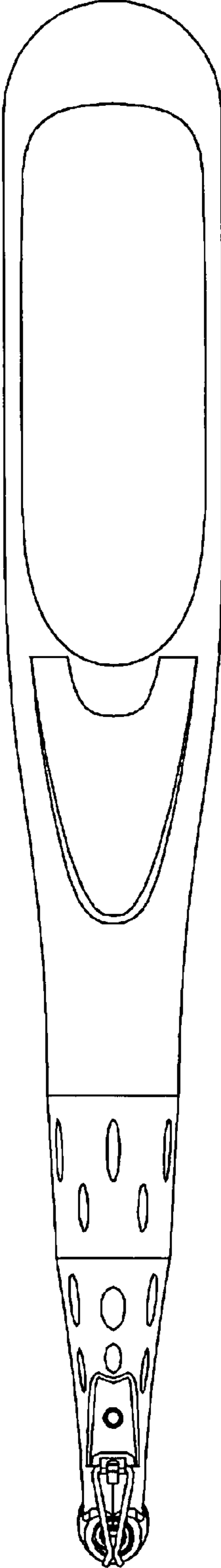


FIG. 5

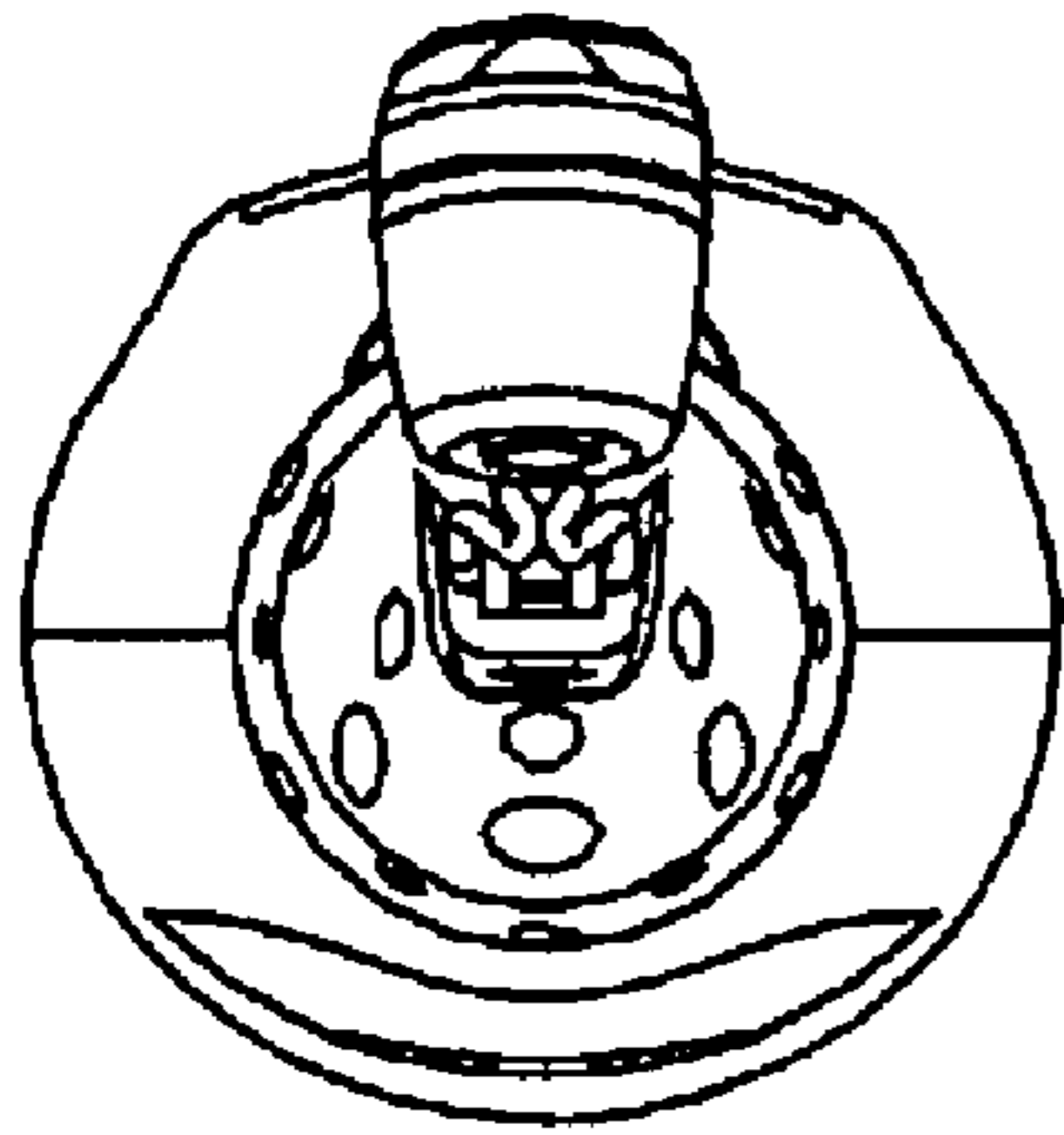


FIG. 6

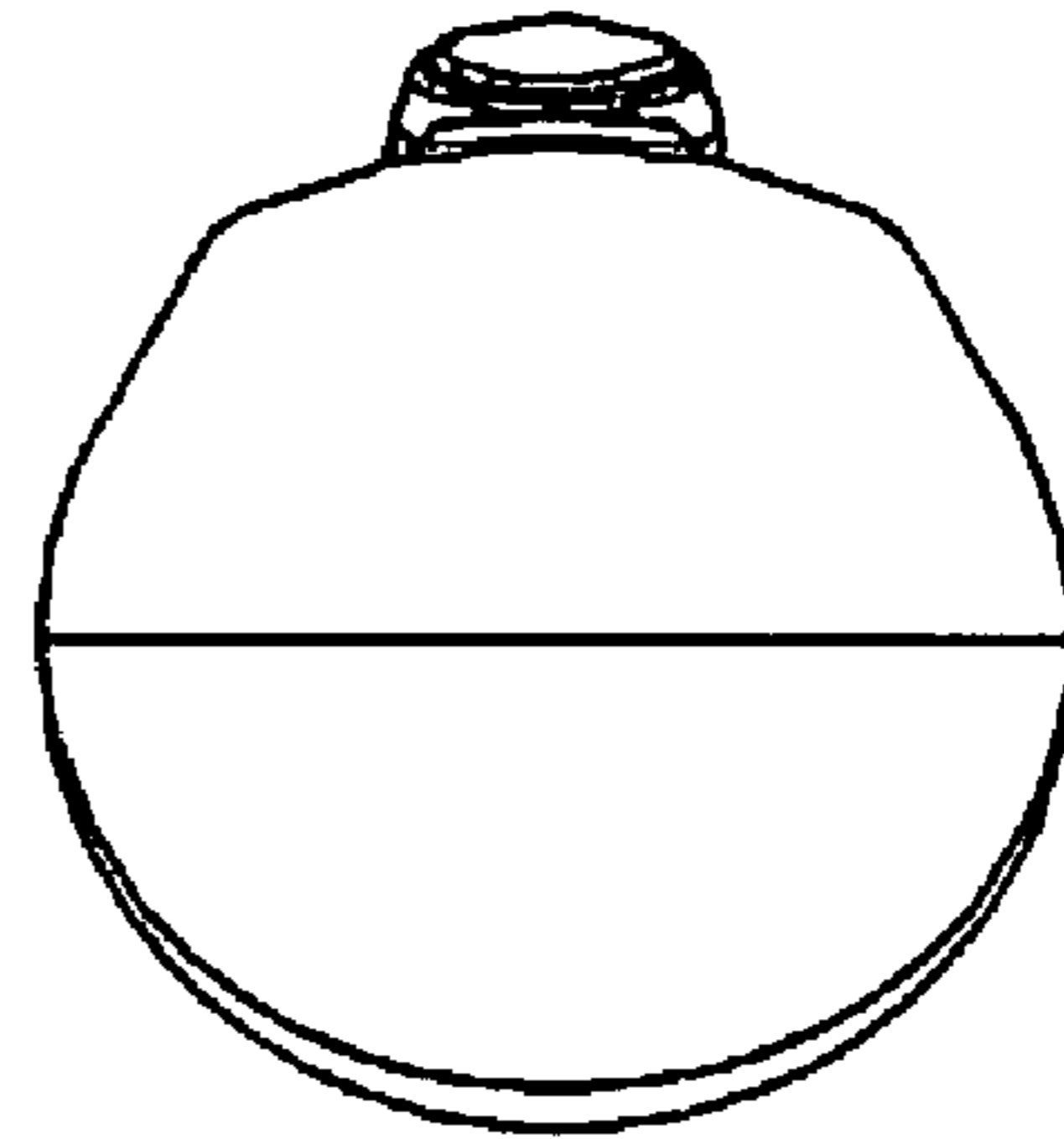


FIG. 7

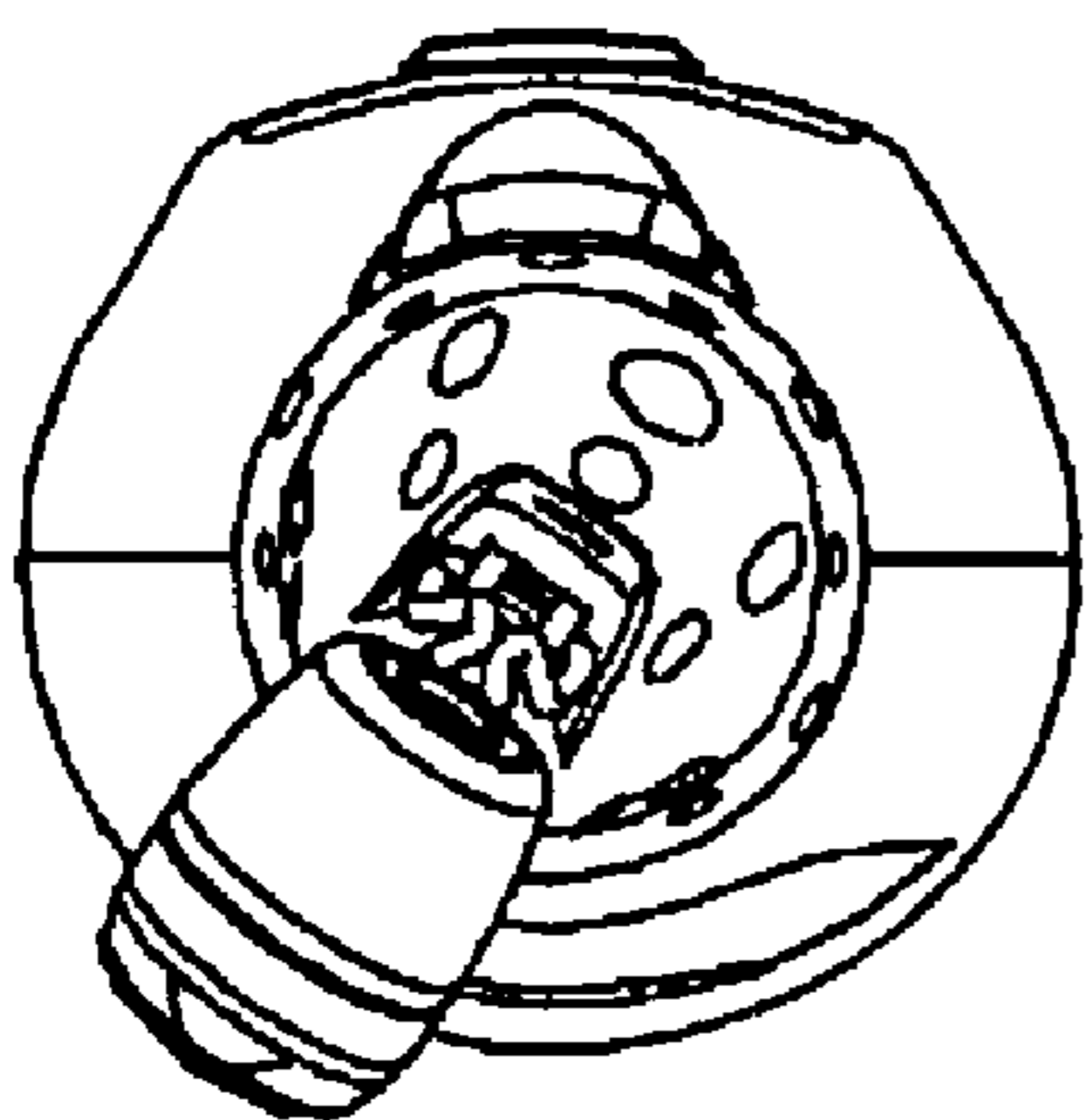


FIG. 8

