



US00D648024S

(12) **United States Design Patent**  
**Harkin et al.**

(10) **Patent No.:**      **US D648,024 S**  
(45) **Date of Patent:**  **\*\* Nov. 1, 2011**

(54) **LANCING DEVICE**

(75) Inventors: **Thomas Harkin**, Bristol (GB); **Michael Keil**, Ludwigshafen (DE); **Wolfgang Baeuml**, Maxhuetten-Haidhof (DE); **Susanne Gentsch**, Viernheim (DE); **Tiina Lappi**, Mannheim (DE); **Lindley Herpichboehm**, Mannheim (DE); **Sebastian Liedtke**, Heidelberg (DE)

(73) Assignee: **Roche Diagnostics Operations, Inc.**, Indianapolis, IN (US)

(\*\*) Term:      **14 Years**

(21) Appl. No.: **29/386,742**

(22) Filed:     **Mar. 4, 2011**

(30)           **Foreign Application Priority Data**

Sep. 10, 2010 (EM) ..... 001233571-0001

(51) **LOC (9) Cl.** ..... **26-02**

(52) **U.S. Cl.** ..... **D24/146**

(58) **Field of Classification Search** ..... D24/130,  
D24/133, 143-149, 112, 150; 606/166, 161;  
D8/83, 99, 91, 107; 30/151, 162, 329, 333,  
30/335, 295, 282, 286, 337

See application file for complete search history.

(56)           **References Cited**

**U.S. PATENT DOCUMENTS**

D429,814	S	*	8/2000	Lorwald et al.	.....	D24/147
6,558,402	B1	*	5/2003	Chelak et al.	.....	606/182
D493,532	S	*	7/2004	Levaughn et al.	.....	D24/146
D501,253	S	*	1/2005	Bainton	.....	D24/114
D550,363	S		9/2007	Hannant et al.		
D567,938	S	*	4/2008	Shinohara	.....	D24/114

D586,465	S	*	2/2009	Faulkner et al.	.....	D24/146
D586,916	S	*	2/2009	Faulkner et al.	.....	D24/146
D617,904	S	*	6/2010	Lai	.....	D24/146
D619,244	S	*	7/2010	Van der Stappen	.....	D24/113
D623,732	S	*	9/2010	Brady et al.	.....	D24/113
D627,061	S	*	11/2010	Van der Stappen	.....	D24/113
D633,034	S	*	2/2011	Heine et al.	.....	D13/103

**FOREIGN PATENT DOCUMENTS**

EM	001002695-0001	9/2008
EM	001002695-0002	9/2008
EM	001002695-0003	9/2008
EM	001002695-0004	9/2008
EM	001002695-0005	9/2008
EM	001002695-0006	9/2008
EM	001002695-0007	9/2008
EM	001002695-0008	9/2008
EM	001002695-0009	9/2008
EM	001002695-0010	9/2008

\* cited by examiner

*Primary Examiner* — Ian Simmons

*Assistant Examiner* — Carissa C Fitts

(74) *Attorney, Agent, or Firm* — Bose McKinney & Evans LLP

(57)           **CLAIM**

The ornamental design for a lancing device, as shown and described.

**DESCRIPTION**

FIG. 1 is a perspective view of the lancing device that illustrates the novel design;

FIG. 2 is a top view of the lancing device of FIG. 1;

FIG. 3 is a left side view of the lancing device of FIG. 1;

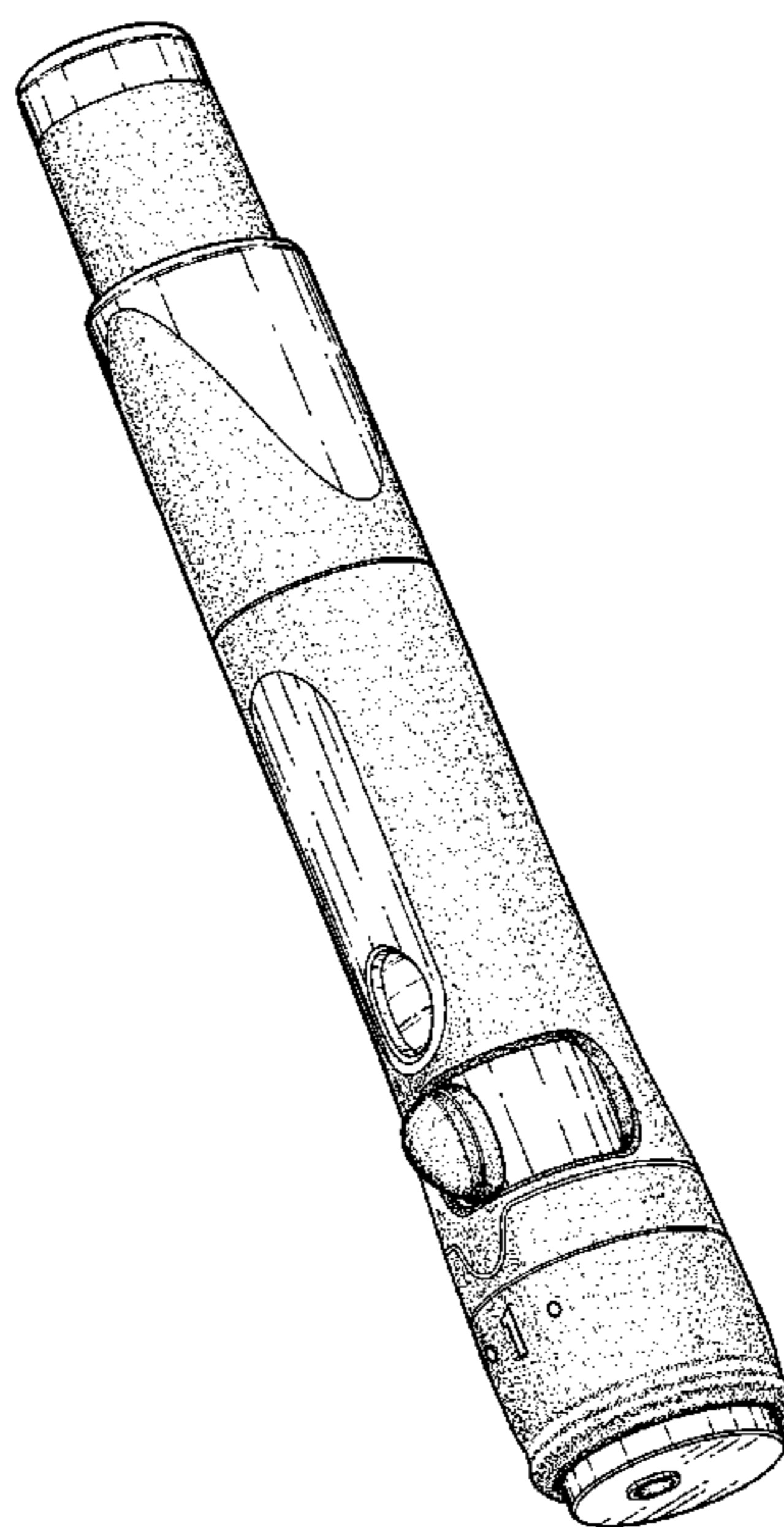
FIG. 4 is a bottom view of the lancing device of FIG. 1;

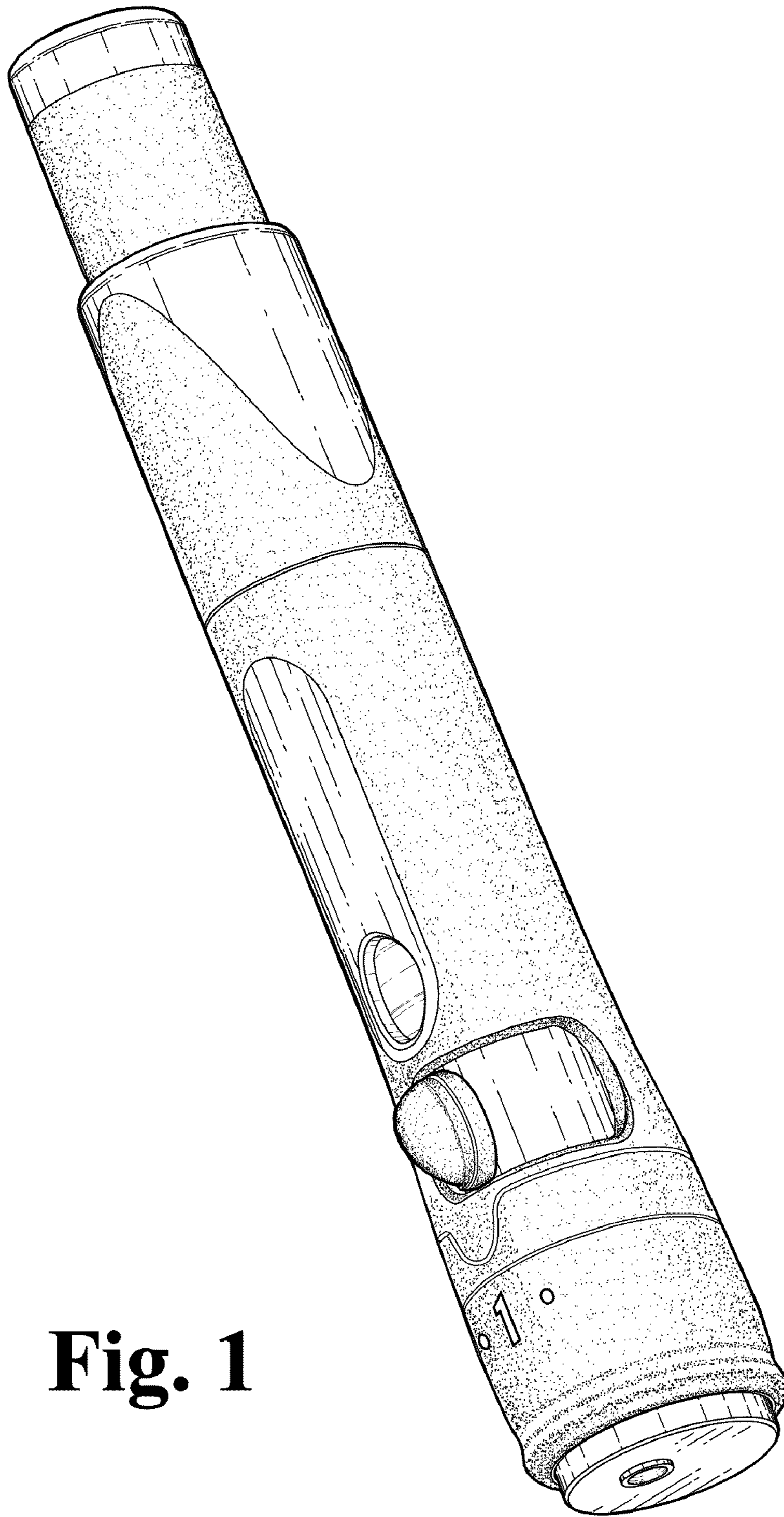
FIG. 5 is a right side view of the lancing device of FIG. 1;

FIG. 6 is a front view of the lancing device of FIG. 1; and,

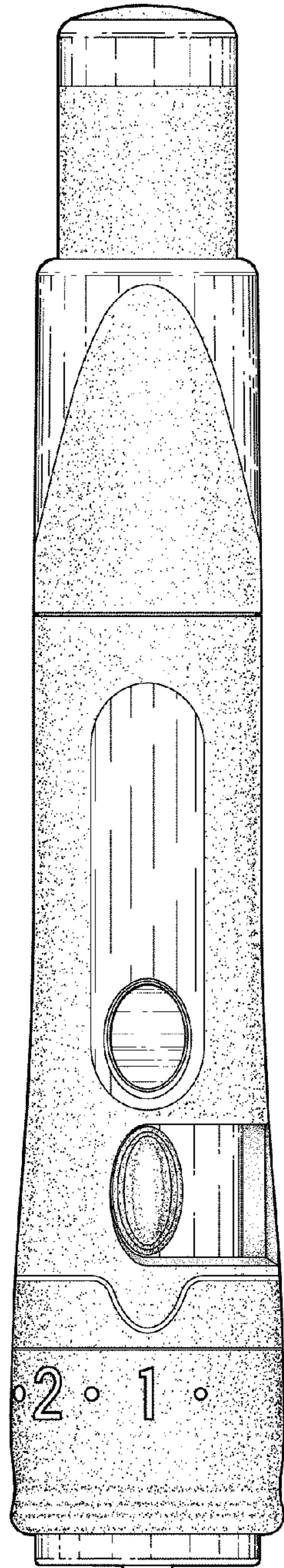
FIG. 7 is a rear view of the lancing device of FIG. 1.

**1 Claim, 4 Drawing Sheets**

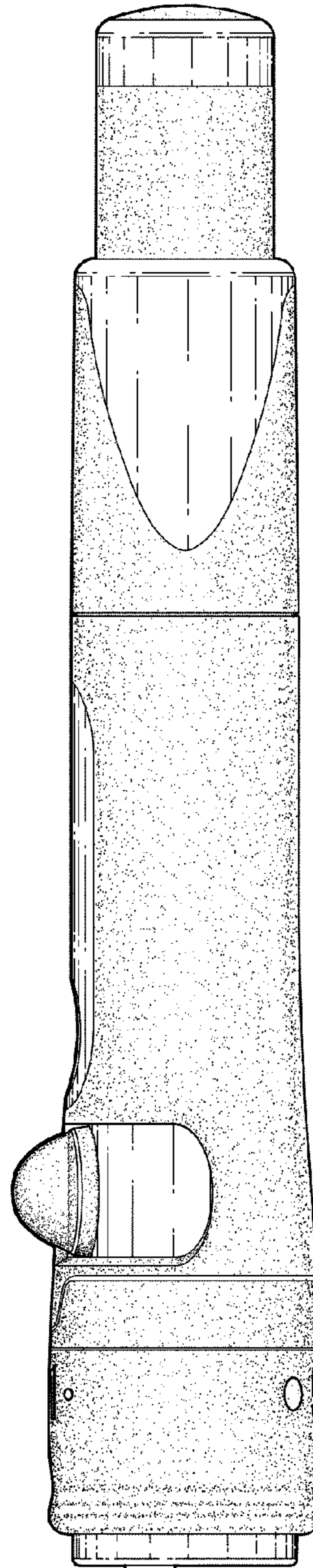





**Fig. 1**



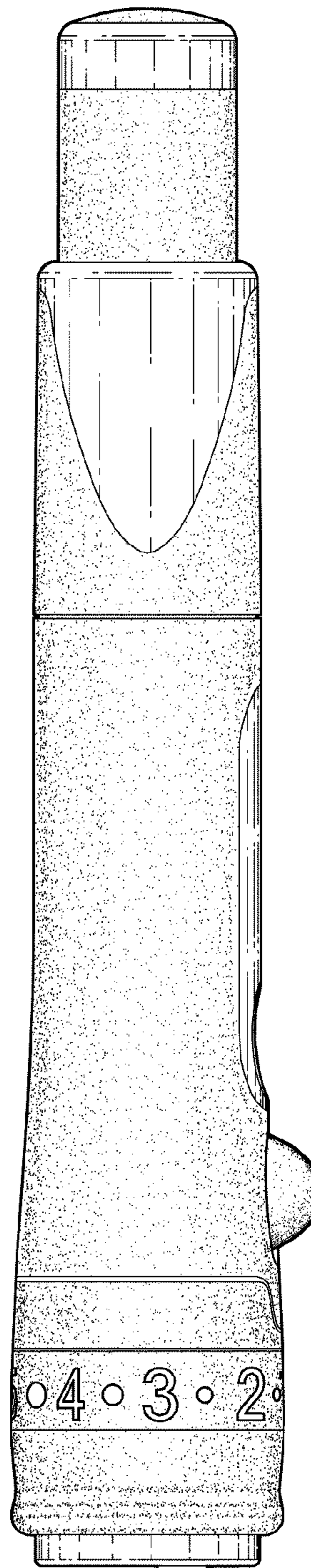
**Fig. 2**



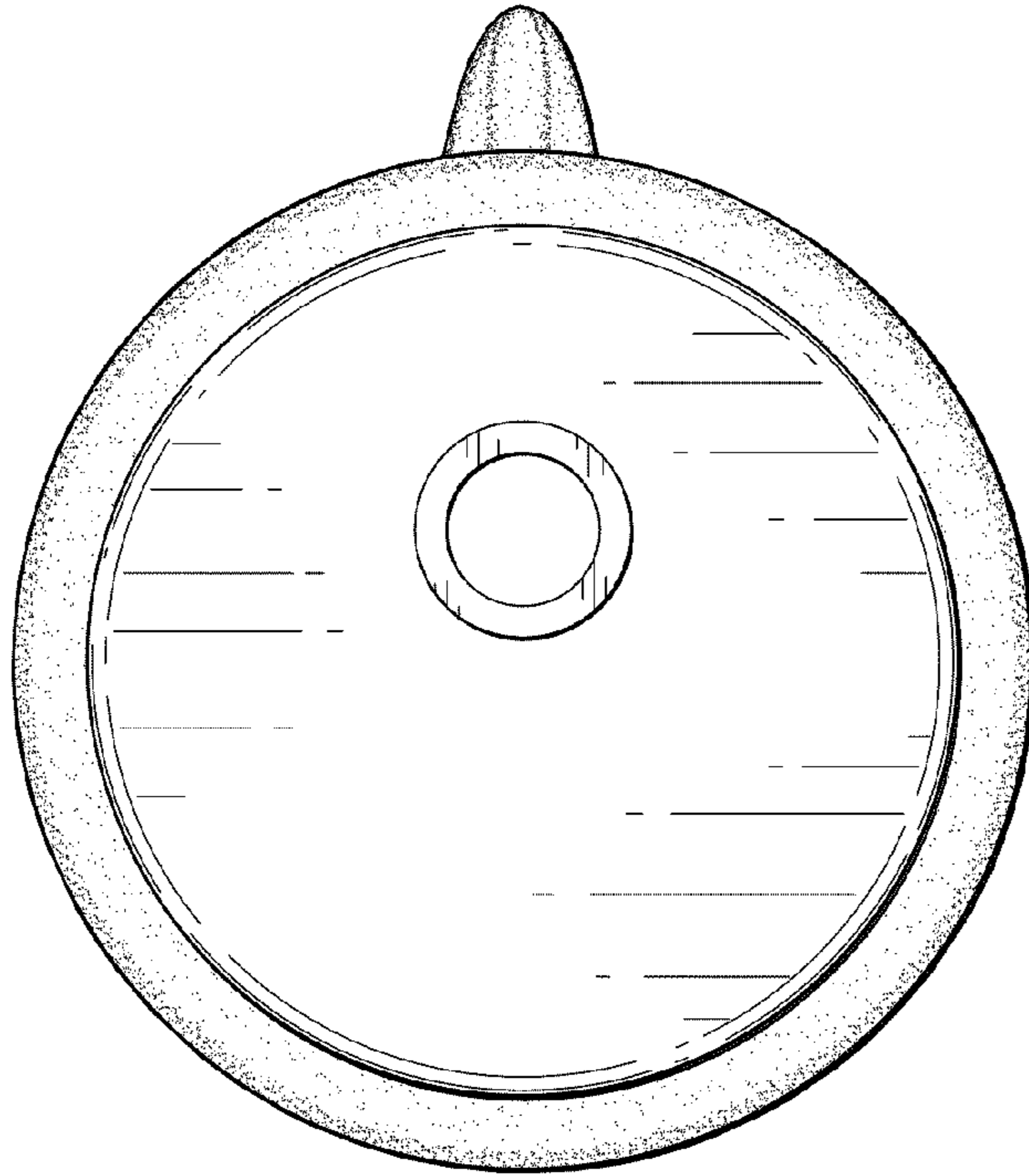
**Fig. 3**



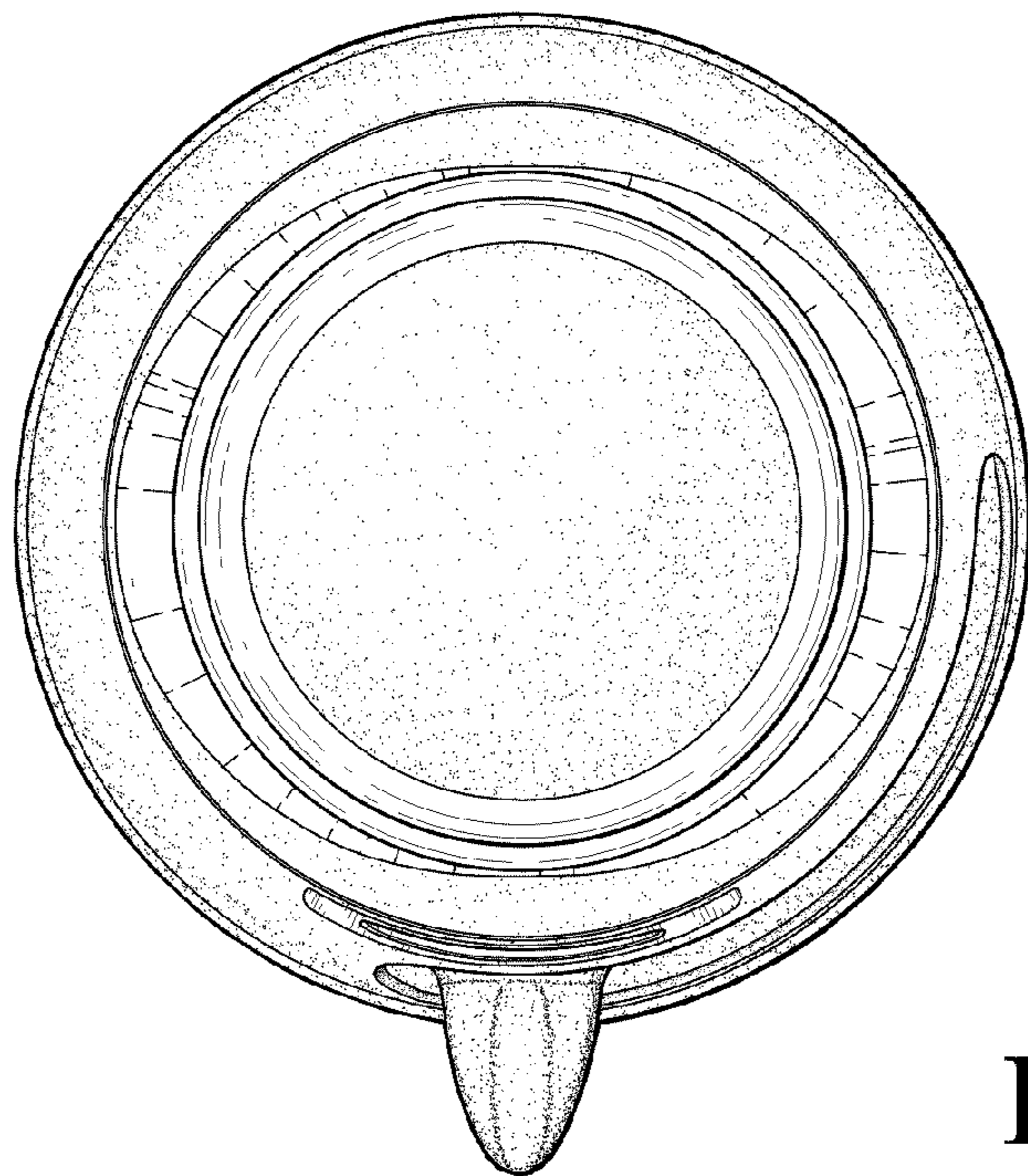
**Fig. 4**



**Fig. 5**



**Fig. 6**



**Fig. 7**