



US00D647976S

(12) **United States Design Patent**
Kaoh

(10) **Patent No.:** **US D647,976 S**
(45) **Date of Patent:** **** Nov. 1, 2011**

(54) **ELECTRONIC OPEN LIGHT SIGN HOUSING**

D599,410 S * 9/2009 Kaoh D20/42
D599,411 S * 9/2009 Kaoh D20/42
D624,594 S * 9/2010 Kaoh D20/18

(76) Inventor: **Andy K. F. Kaoh**, Santa Ana, CA (US)

(**) Term: **14 Years**

(21) Appl. No.: **29/388,503**

(22) Filed: **Mar. 29, 2011**

(51) **LOC (9) Cl.** **20-03**

(52) **U.S. Cl.** **D20/18; D20/42**

(58) **Field of Classification Search** D20/10,
D20/12-14, 17-19, 29, 39-43, 99; 40/368,
40/446, 488, 452, 453, 538, 541, 542, 545-548,
40/563, 564, 568, 570-574, 582, 584, 594,
40/600, 605, 615, 617, 618, 624; D10/109.1,
D10/109.2; D19/52; 362/812

See application file for complete search history.

(56) **References Cited**

U.S. PATENT DOCUMENTS

D258,829	S	*	4/1981	Silverman	D20/10
5,029,406	A	*	7/1991	Hofman	40/488
D433,453	S	*	11/2000	Fallon	D20/10
D456,850	S	*	5/2002	Fallon	D20/10
D460,490	S	*	7/2002	Fallon	D20/10
D461,846	S	*	8/2002	Fallon	D20/10
D484,916	S	*	1/2004	Fallon	D20/10
6,675,515	B2	*	1/2004	Fallon et al.	40/545
D513,522	S	*	1/2006	Nelson	D20/10
D534,218	S	*	12/2006	Krikorian et al.	D20/18
7,194,831	B1	*	3/2007	Cullinan	40/568
D545,907	S	*	7/2007	Nelson	D20/10
D545,909	S	*	7/2007	Jacobs et al.	D20/42
D553,691	S	*	10/2007	Lane	D20/10

OTHER PUBLICATIONS

Business Hours Double Sided Hanging Sign—Pick a Sign.com
<http://www.pickasign.com/products.aspx?CategoryID=139> pulled
from the web on Jun. 9, 2010.*

Newon, Lighted Business Hours Sign—ModernWebSite.com
<http://www.modernwebsite.com/mall/page602BusinessOpenSigns.asp>
pulled from the web on Jun. 9, 2010.*

* cited by examiner

Primary Examiner — Mary Ann Calabrese

(57) **CLAIM**

I claim an ornamental design for the electronic open light sign
housing, as shown and described.

DESCRIPTION

FIG. 1 is a perspective view of the electronic open light sign
housing of the present invention;

FIG. 2 is a front elevational view of the electronic open light
sign housing;

FIG. 3 is a rear elevational view of the electronic open light
sign housing;


FIG. 4 is a reduced scale left side end view of the electronic
open light sign housing;

FIG. 5 is a reduced scale right side end view of the electronic
open light sign housing;

FIG. 6 is a reduced scale plan view of the electronic open light
sign housing of FIG. 1; and,

FIG. 7 is a reduced scale bottom view of the electronic open
light sign housing.

1 Claim, 5 Drawing Sheets






FIG. 1




FIG. 2

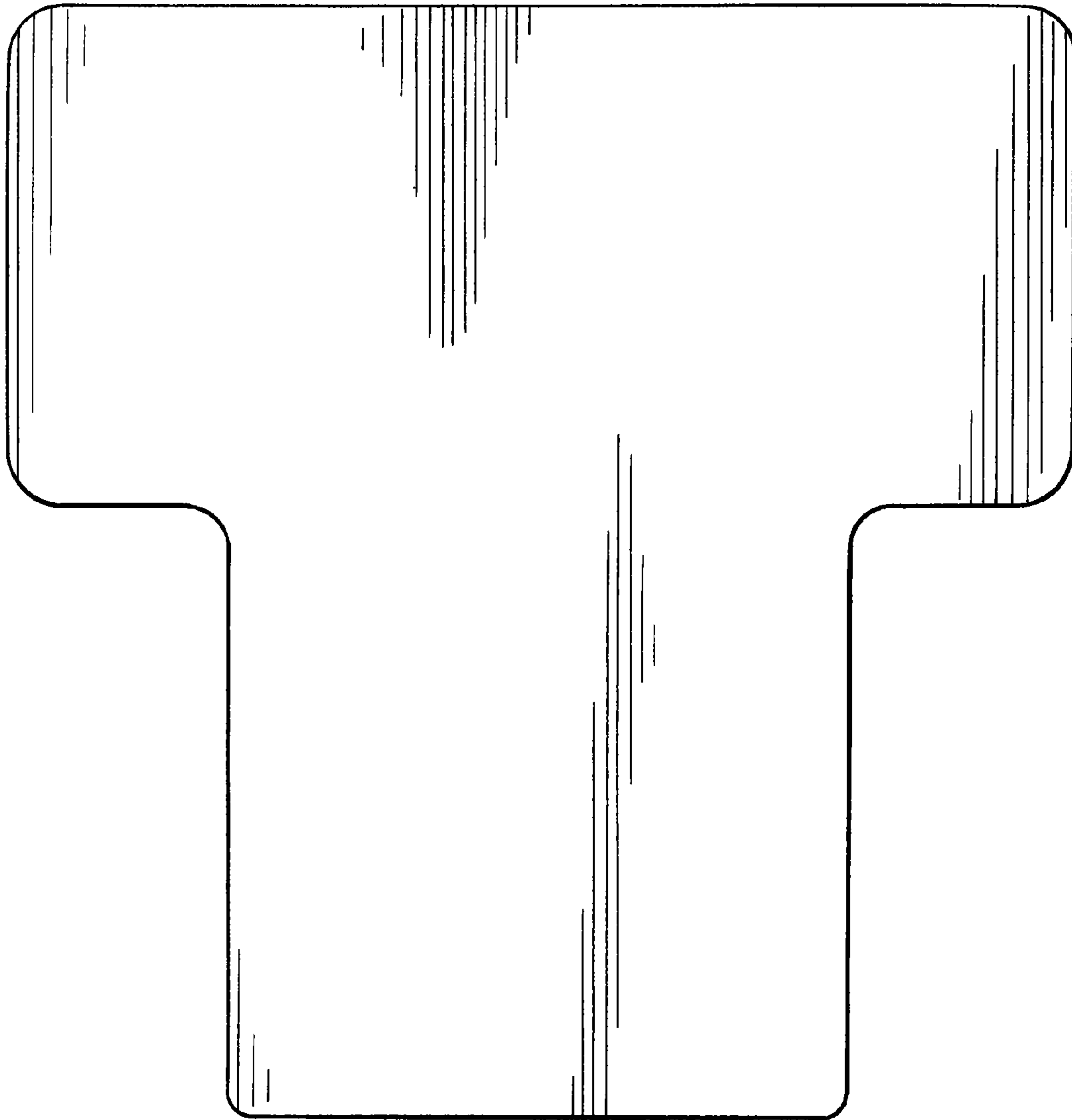


FIG. 3

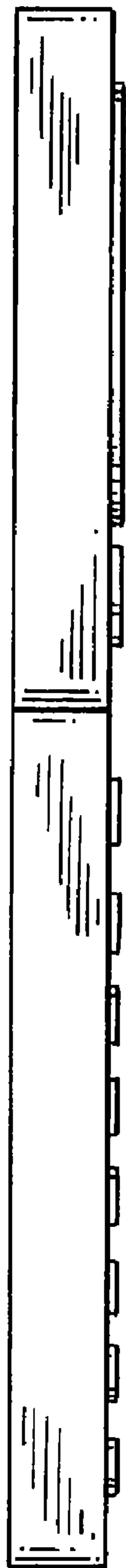


FIG. 4

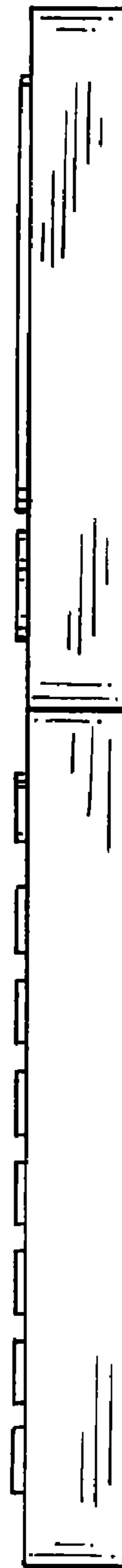


FIG. 5



FIG. 6



FIG. 7