



US00D647969S

(12) **United States Design Patent**
Shamoon

(10) **Patent No.:** **US D647,969 S**
(45) **Date of Patent:** **** Nov. 1, 2011**

- (54) **SIDE OPENING CLIPBOARD**
- (76) Inventor: **Ellis N. Shamoon**, Dallas, TX (US)
- (**) Term: **14 Years**
- (21) Appl. No.: **29/361,602**
- (22) Filed: **May 13, 2010**

Related U.S. Application Data

- (63) Continuation-in-part of application No. 29/338,899, filed on Jun. 19, 2009, now abandoned.
- (51) **LOC (9) Cl.** **19-02**
- (52) **U.S. Cl.** **D19/88**
- (58) **Field of Classification Search** D3/247, D3/273, 294, 900; D9/423; D19/26-33, D19/52, 88; 206/38, 215, 216, 232, 425
See application file for complete search history.

References Cited

U.S. PATENT DOCUMENTS

D48,897	S	*	4/1916	Hubbard et al.	D9/423
D153,658	S	*	5/1949	Arbib	D3/281
3,977,744	A		8/1976	DeWitt		
D255,251	S		6/1980	Hansen et al.		
D261,903	S		11/1981	Mulder		
D262,151	S	*	12/1981	Sussman	D28/83
D271,725	S	*	12/1983	Sherer	D3/282
4,555,128	A	*	11/1985	White et al.	281/45
4,645,163	A		2/1987	Zovar		
4,771,976	A	*	9/1988	Su	248/448
D298,955	S		12/1988	Zovar		
4,863,034	A	*	9/1989	Contreras, Sr.	206/581
4,892,334	A	*	1/1990	Sinclair	281/45
D307,354	S	*	4/1990	Knotter et al.	D3/294
D313,819	S		1/1991	Craft, Jr. et al.		
D324,399	S		3/1992	Murphy		
D337,569	S	*	7/1993	Kando	D14/341
5,560,476	A	*	10/1996	Lee	206/38
D379,477	S		5/1997	Shamoon		
D397,870	S	*	9/1998	De Winter	D3/294

D398,650	S		9/1998	Shamoon		
D428,927	S		8/2000	Chang		
6,286,667	B1	*	9/2001	Lee	206/38
D475,748	S		6/2003	Shamoon		
D492,358	S	*	6/2004	Chen	D19/88
D500,800	S		1/2005	Shamoon		
D510,389	S		10/2005	Shamoon		
D514,308	S	*	2/2006	Wahl et al.	D3/203.2
D525,488	S	*	7/2006	McWhorter	D7/590
D527,182	S	*	8/2006	Ham	D3/294
D558,757	S	*	1/2008	Andre et al.	D14/341
D565,298	S	*	4/2008	Braun	D3/273
D566,395	S	*	4/2008	Langer et al.	D3/294

(Continued)

OTHER PUBLICATIONS

Saunders, Inc. "Slimmate", photos A and B, company website: <http://www.saunders-usa.com/core/?brand=70&model=153>.

(Continued)

Primary Examiner — Elizabeth Albert

(74) *Attorney, Agent, or Firm* — Daniel V. Thompson


(57) **CLAIM**

The ornamental design for a side opening clipboard, as shown and described.

DESCRIPTION

FIG. 1 is a rear-facing perspective view of the side opening clipboard showing my new design;
 FIG. 2 is a front-facing perspective view thereof;
 FIG. 3 is a top plan view thereof;
 FIG. 4 is a front side elevational view thereof;
 FIG. 5 is a bottom plan view thereof;
 FIG. 6 is a left-side elevational view thereof; and,
 FIG. 7 is a right-side elevational view thereof.
 The broken line showing of a clip is for the purpose of illustrating environmental structure and forms no part of the claimed design.

1 Claim, 7 Drawing Sheets



US D647,969 S

Page 2

U.S. PATENT DOCUMENTS

D575,347 S 8/2008 Fedon
D580,990 S 11/2008 Chang
D582,675 S * 12/2008 Nelson D3/301
D586,400 S 2/2009 Shamoon
D592,398 S * 5/2009 Roesler D3/294
D595,712 S * 7/2009 Guery et al. D14/341
D599,856 S * 9/2009 Chen et al. D19/88
D601,558 S * 10/2009 Andre et al. D14/341
D601,631 S 10/2009 Kent
D610,346 S * 2/2010 Eriksen et al. D3/247
D615,083 S * 5/2010 Andre et al. D14/341

D618,240 S * 6/2010 Larmour et al. D14/358
D627,343 S * 11/2010 Andre et al. D14/341
D630,630 S * 1/2011 Andre et al. D14/341
D633,091 S * 2/2011 Andre et al. D14/341
D637,813 S * 5/2011 Liang D3/294
D640,058 S * 6/2011 Molina D3/294
D640,219 S * 6/2011 Sutherland et al. D14/138 G
2007/0205115 A1 * 9/2007 Lee 206/37

OTHER PUBLICATIONS

TYS Slender Storage Clipboard, photos A and B.

* cited by examiner

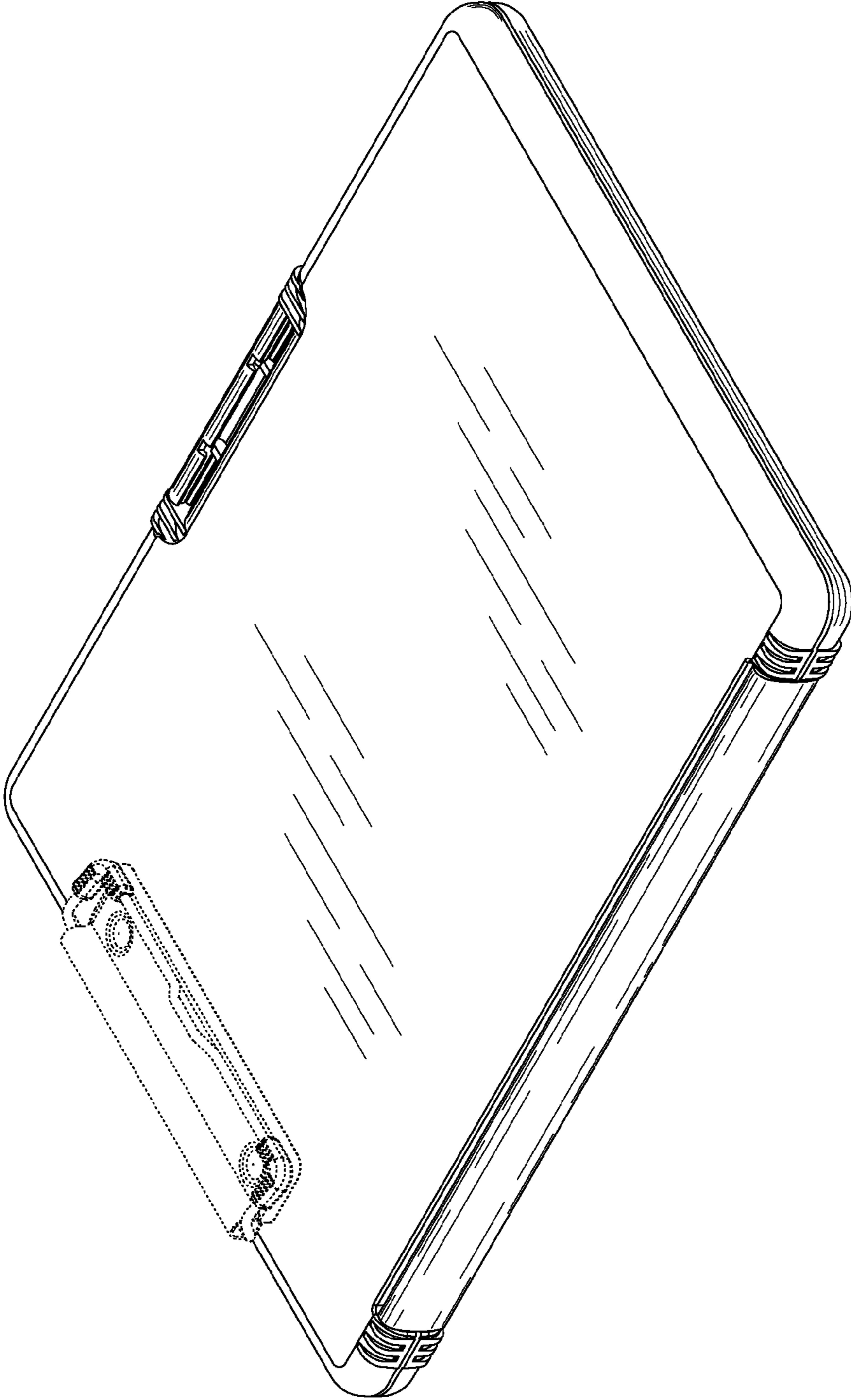


FIG.1

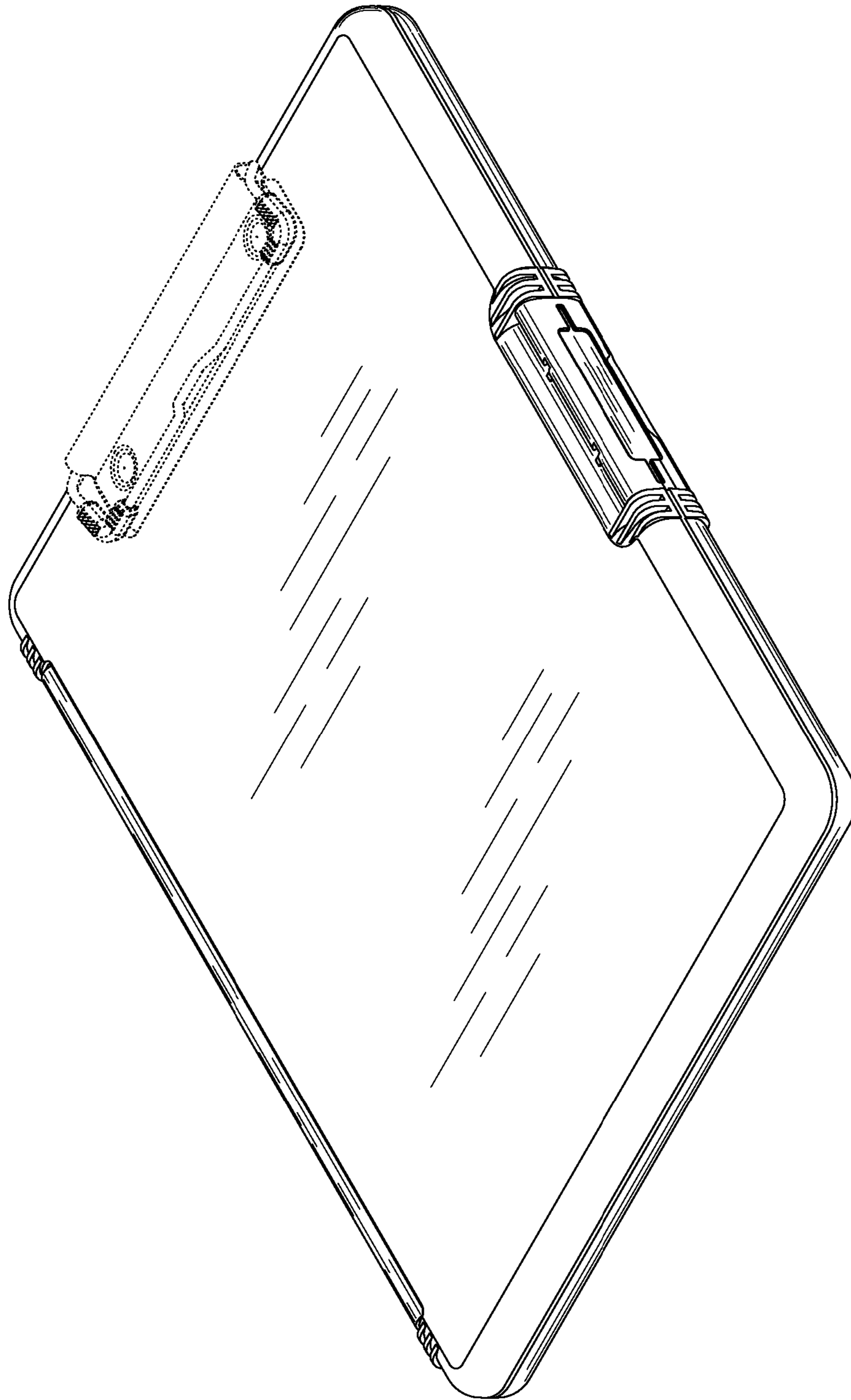


FIG.2




FIG. 3

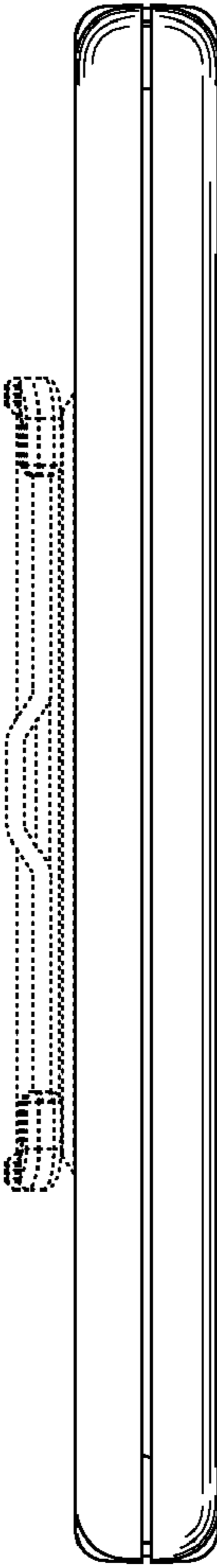


FIG.4




FIG. 5



FIG. 6

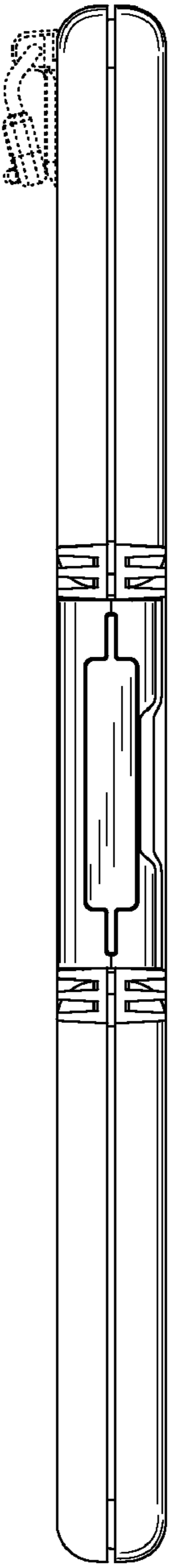


FIG. 7