

US00D647963S

(12) **United States Design Patent**
Chu

(10) **Patent No.:** **US D647,963 S**

(45) **Date of Patent:** **** Nov. 1, 2011**

(54) **PEN**

(75) Inventor: **Jiun-Yu Chu**, Taipei Hsien (TW)

(73) Assignee: **Taylor Brands, LLC**, Kingsport, TN
(US)

(**) Term: **14 Years**

(21) Appl. No.: **29/379,436**

(22) Filed: **Nov. 19, 2010**

(51) **LOC (9) Cl.** **19-06**

(52) **U.S. Cl.** **D19/47**

(58) **Field of Classification Search** D19/35,
D19/36, 41-51, 54-58; 24/11 R, 11 F, 11 P;
401/52, 99, 100, 192, 195, 196; D14/411
See application file for complete search history.

(56) **References Cited**

U.S. PATENT DOCUMENTS

D23,502 S *	7/1894	McIntyre	D19/49
D127,598 S *	6/1941	Gower	D19/50
D144,474 S *	4/1946	Winslow	D19/46
D155,561 S *	10/1949	Weiss	D8/98
2,485,224 A *	10/1949	Wahl	401/212
D160,670 S *	10/1950	Stern	D11/201
D274,357 S *	6/1984	Moreno	D24/142
D323,186 S *	1/1992	Clark et al.	D19/48
D332,637 S *	1/1993	Hesse	D19/48
D379,227 S *	5/1997	Rosen	D24/142

D401,277 S *	11/1998	Takemura	D19/50
D416,577 S *	11/1999	Andrews et al.	D19/50
D464,653 S *	10/2002	Nagai et al.	D14/411
D467,279 S *	12/2002	Pellissa Beneyto	D19/43
D472,923 S *	4/2003	Wang	D19/48
D499,140 S *	11/2004	Katami	D19/48
D508,641 S *	8/2005	Uchida	D8/61
D576,212 S *	9/2008	Qiu et al.	D19/47
D579,978 S *	11/2008	Yu et al.	D19/48
D589,090 S *	3/2009	Dhesse et al.	D19/55
2004/0036194 A1 *	2/2004	Chadwick et al.	264/250

* cited by examiner

Primary Examiner — Elizabeth Albert

(74) *Attorney, Agent, or Firm* — Luedeka, Neely & Graham,
PC

(57) **CLAIM**

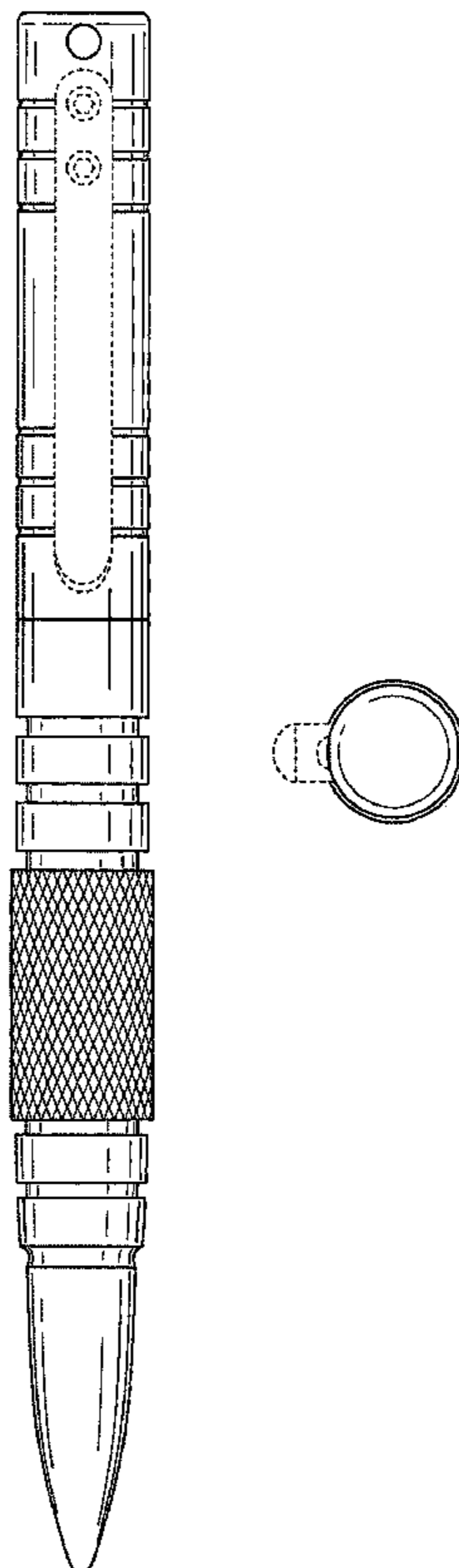
The ornamental design for a pen, as shown and described.

DESCRIPTION

FIG. 1 is a perspective view of a pen showing my new design;
FIG. 2 is a front elevation view of the pen of FIG. 1;
FIG. 3 is a rear elevation view of the pen of FIG. 1;
FIG. 4 is a right side elevation view of the pen of FIG. 1;
FIG. 5 is a left side elevation view of the pen of FIG. 1;
FIG. 6 is a top plan view of the pen of FIG. 1; and,
FIG. 7 is a bottom plan view of the pen of FIG. 1.

The broken lines in the drawings showing the clip in FIGS. 1,
2, and 4-7 are included for the purpose of illustrating an
unclaimed feature that forms no part of the claimed design.

1 Claim, 6 Drawing Sheets



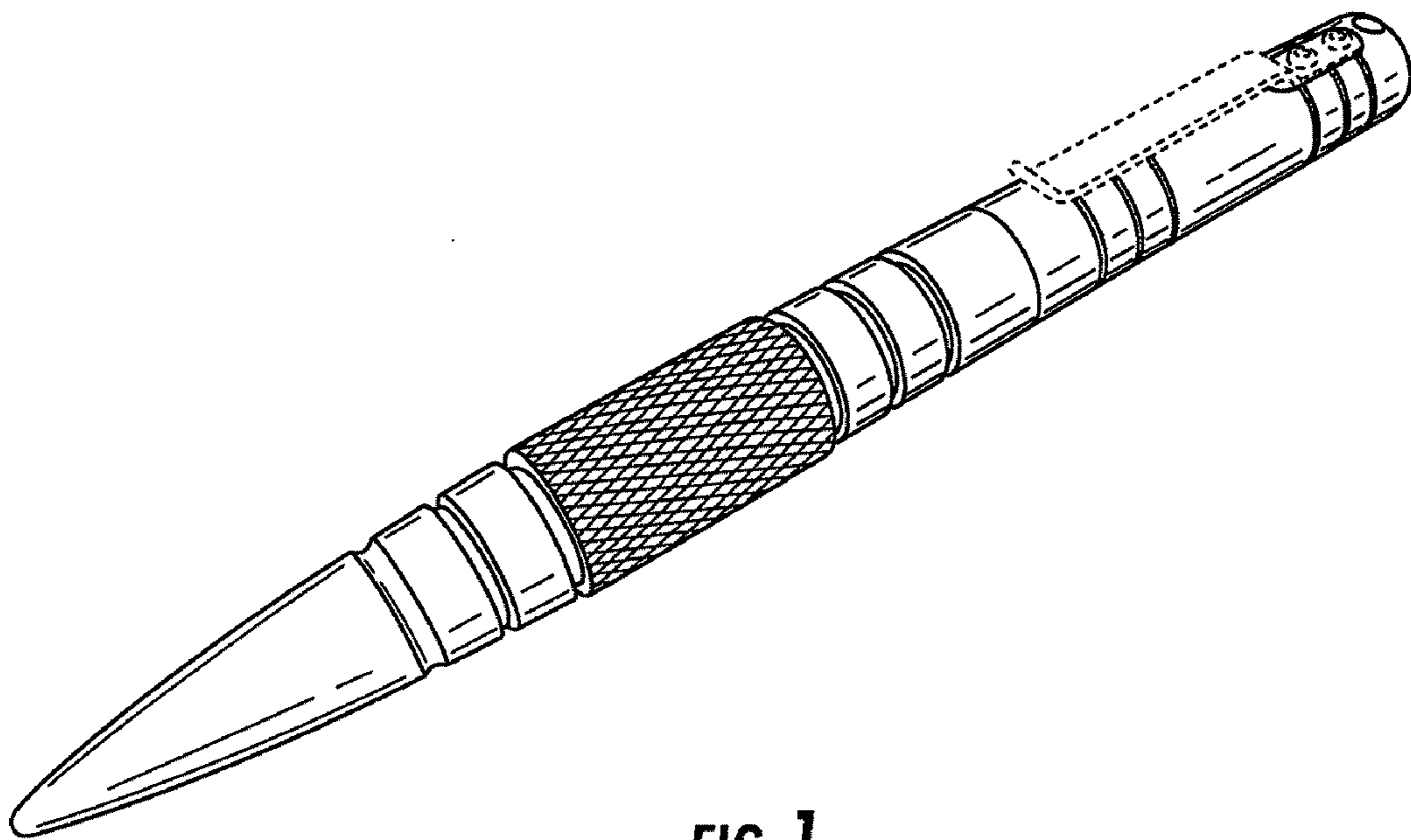


FIG. 1

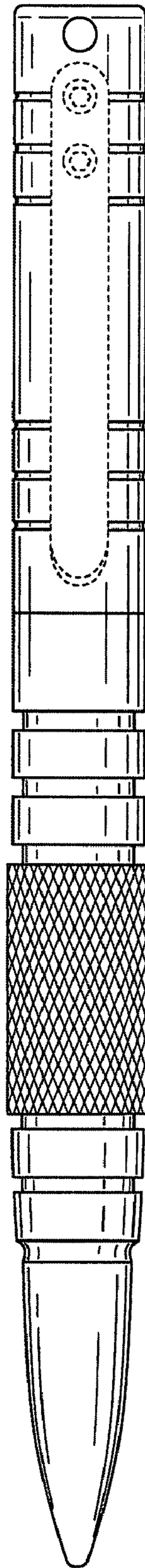


FIG. 2

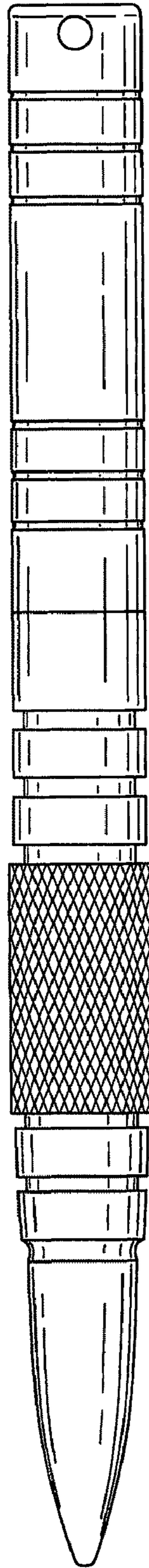


FIG. 3

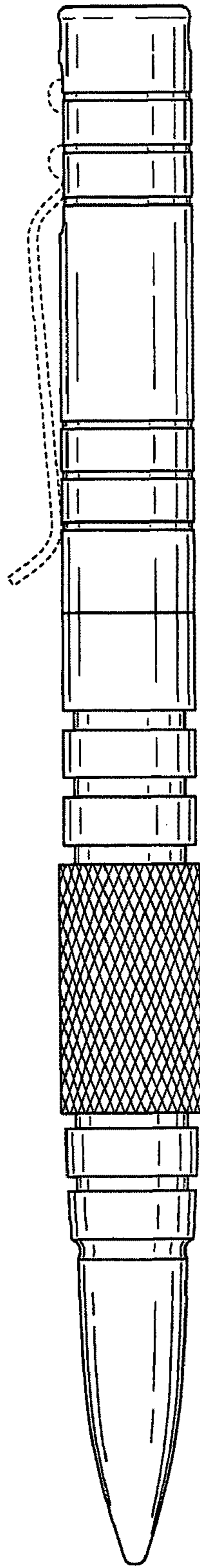


FIG. 4

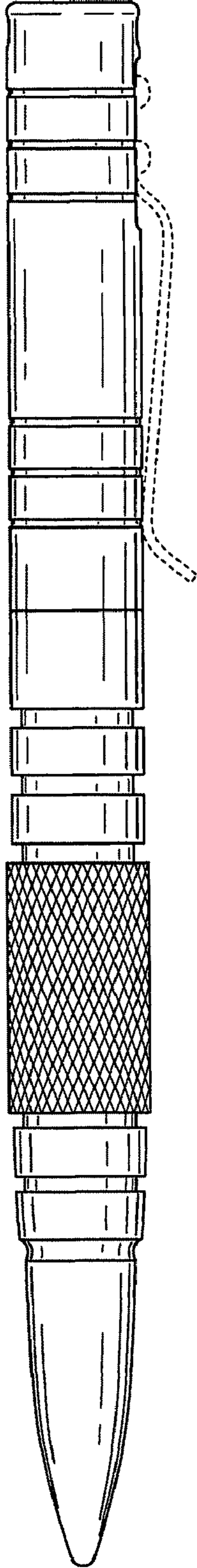


FIG. 5

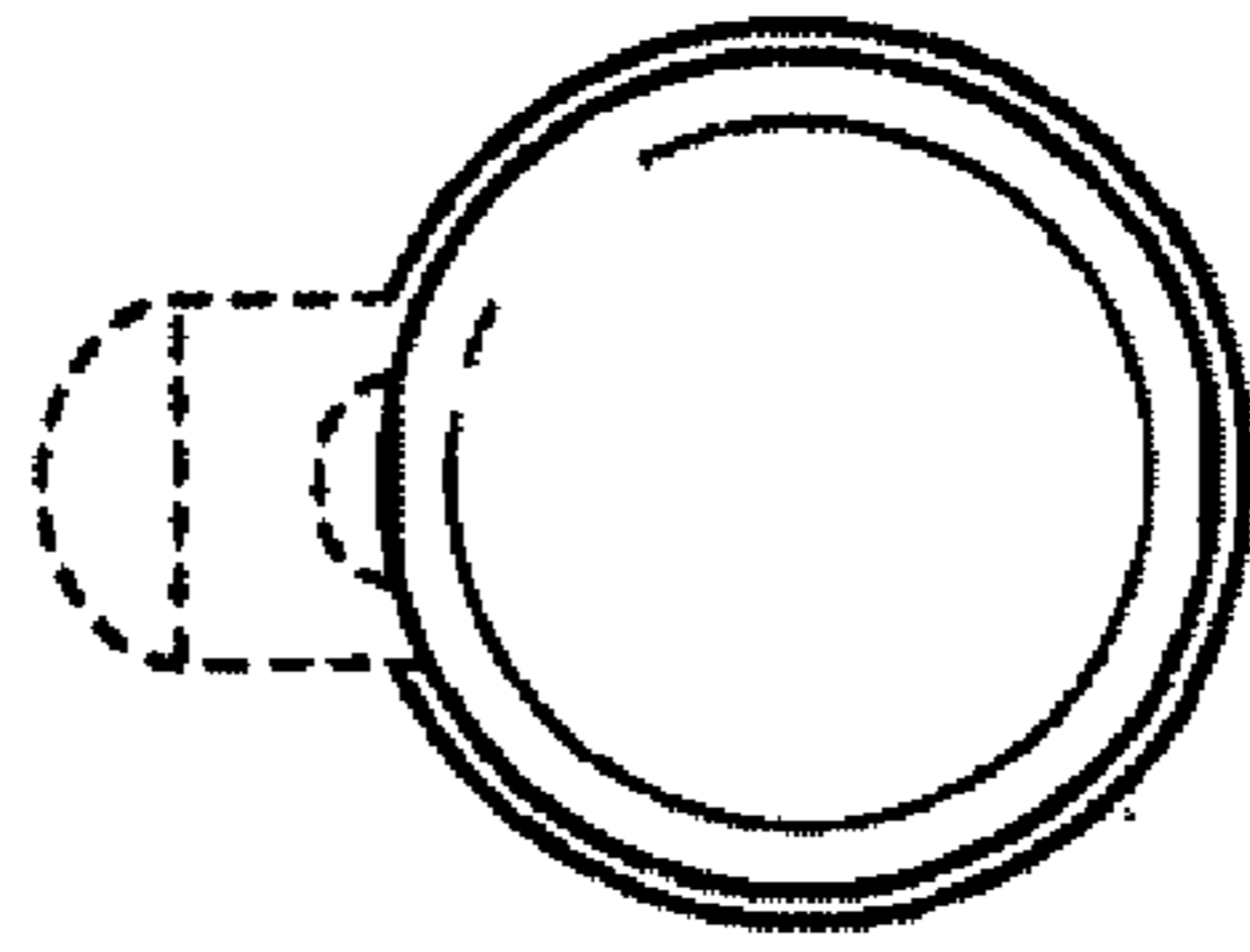


FIG. 6

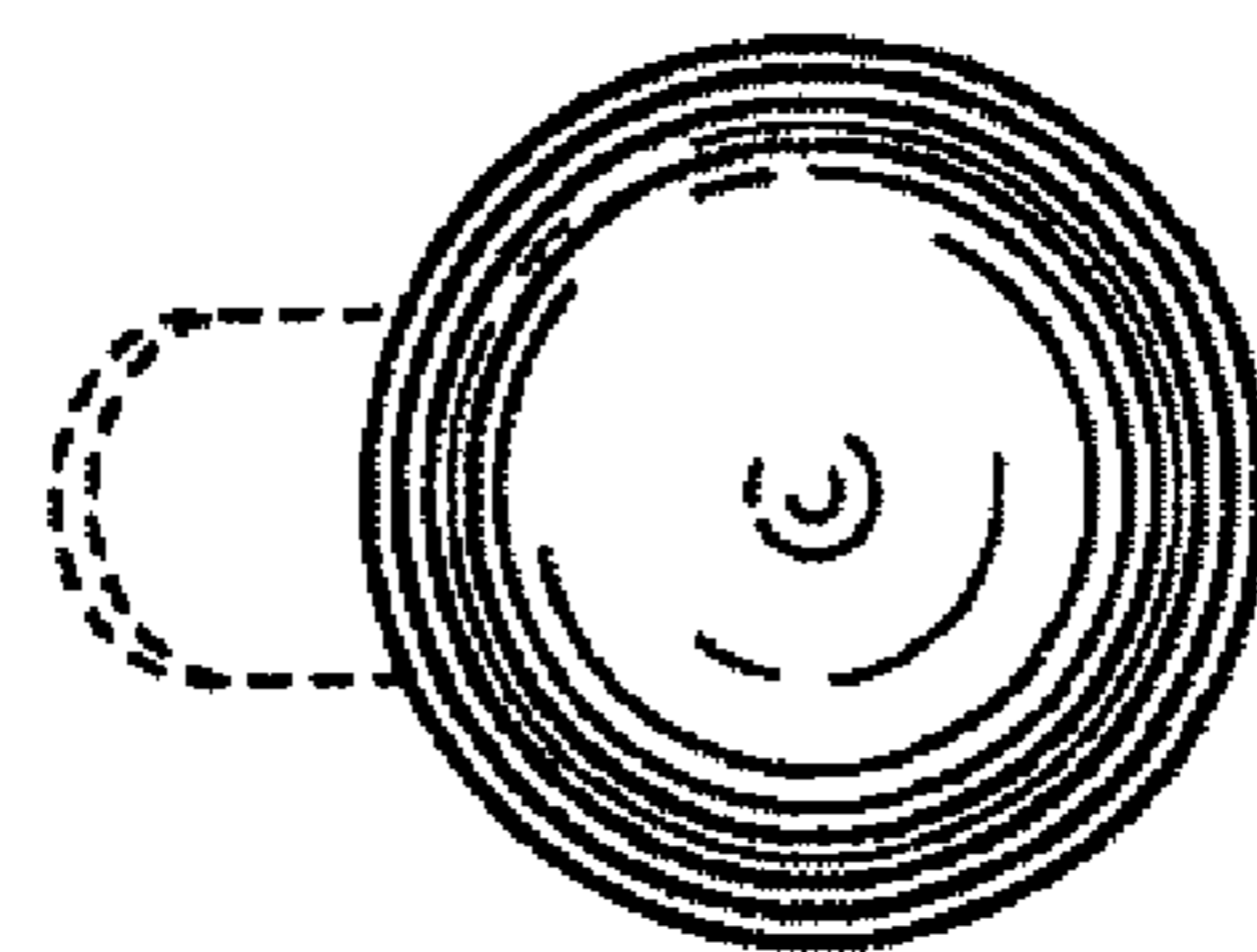


FIG. 7