



US00D647962S

(12) **United States Design Patent**
Puglisi

(10) **Patent No.:** **US D647,962 S**
(45) **Date of Patent:** **** Nov. 1, 2011**

(54) **BARREL FOR WRITING INSTRUMENT**

(75) Inventor: **Wendy Puglisi**, Fairfield, NJ (US)

(73) Assignee: **Points of Light, Inc.**, Fairfield, NJ (US)

(**) Term: **14 Years**

(21) Appl. No.: **29/370,960**

(22) Filed: **Sep. 27, 2010**

(51) **LOC (9) Cl.** **19-06**

(52) **U.S. Cl.** **D19/46**

(58) **Field of Classification Search** D14/411,
D14/431; D19/35, 36, 41, 42, 43, 44, 45,
D19/46, 47, 48, 49, 50, 51, 54, 55, 56, 57;
D21/469; D26/37, 49; 24/11 F, 11 P, 11 R;
401/8, 34, 52, 99, 100, 104, 105, 106, 107,
401/108, 109, 112, 131, 192, 194, 195, 196
See application file for complete search history.

(56) **References Cited**

U.S. PATENT DOCUMENTS

D26,395 S *	12/1896	Kraus	D19/46
1,708,915 A *	4/1929	Deli	401/52
D81,529 S *	7/1930	Davis	D19/46
D82,309 S *	10/1930	Bloser	D19/51
2,247,027 A *	6/1941	Kuhn	379/456
2,256,132 A *	9/1941	Younghusband	132/318
D132,641 S *	6/1942	Sanders	D19/42
D151,307 S *	10/1948	Weston	D19/57
D154,610 S *	7/1949	Kuhn	D19/46
3,866,749 A *	2/1975	Stainer	206/234
D332,964 S *	2/1993	Giugiaro	D19/49
D336,517 S *	6/1993	McKeown	D24/133
D337,611 S *	7/1993	Peersmann	D19/48
D341,200 S *	11/1993	Yoshimoto	D24/133
D357,275 S *	4/1995	Covington et al.	D19/42
5,951,185 A *	9/1999	Kingsford et al.	401/99

6,846,123 B1 *	1/2005	Bedford	401/195
D540,905 S *	4/2007	Wilson	D22/129
D542,590 S *	5/2007	Levy et al.	D7/354
D574,696 S *	8/2008	Greening	D8/347

(Continued)

FOREIGN PATENT DOCUMENTS

EM	000343306-0001	*	7/2005
EM	000844105-0001	*	1/2008
KR	300530105.0000	*	6/2009
KR	300569610.0000	*	8/2010

OTHER PUBLICATIONS

AP1002WH: Swanky Awareness Pen, [on-line]; [downloaded from the Internet Jun. 15, 2011]; URL: <http://www.polpromo.com/product/Swanky-Line-AP1002WH/ProductDetails.html?sch=1&PID=266&Cat=30&HCatid=38strSrch=cat>. (1 page.).*

Primary Examiner — Elizabeth Albert

Assistant Examiner — Karen E Eldridge Powers

(74) *Attorney, Agent, or Firm* — Howard C. Miskin, Esq.;
Gloria Tsui-Yip, Esq.

(57) **CLAIM**

The ornamental design for a barrel for writing instrument, as shown and described.

DESCRIPTION

FIG. 1 is a perspective view of my new design;
FIG. 2 is a front elevational view thereof;
FIG. 3 is a right side view thereof; the left side view being a mirror image;
FIG. 4 is a rear elevational view thereof;
FIG. 5 is a top view thereof; and,
FIG. 6 is a bottom view thereof.
The horizontal line extending across the barrel of the writing instrument defines the bounds of the claimed design. The outline of a writing instrument shown in dashed lines in FIGS. 1, 2, 3, 4 and 6 illustrates environmental matter. None of the dashed-line subject matter forms a part of the claimed design.

1 Claim, 2 Drawing Sheets



US D647,962 S

Page 2

U.S. PATENT DOCUMENTS

D588,195 S *	3/2009	Booker	D19/51	D613,794 S *	4/2010	Puglisi	D19/51
D590,885 S *	4/2009	Love	D19/65	D626,590 S	11/2010	Puglisi		
D594,583 S *	6/2009	Puglisi	D26/49	D626,998 S *	11/2010	Puglisi	D19/54
D595,770 S *	7/2009	Zhang	D19/46	2009/0136283 A1 *	5/2009	Diamond	401/99
D610,482 S *	2/2010	Shaw	D11/81	2011/0103877 A1 *	5/2011	Liu	401/195

* cited by examiner

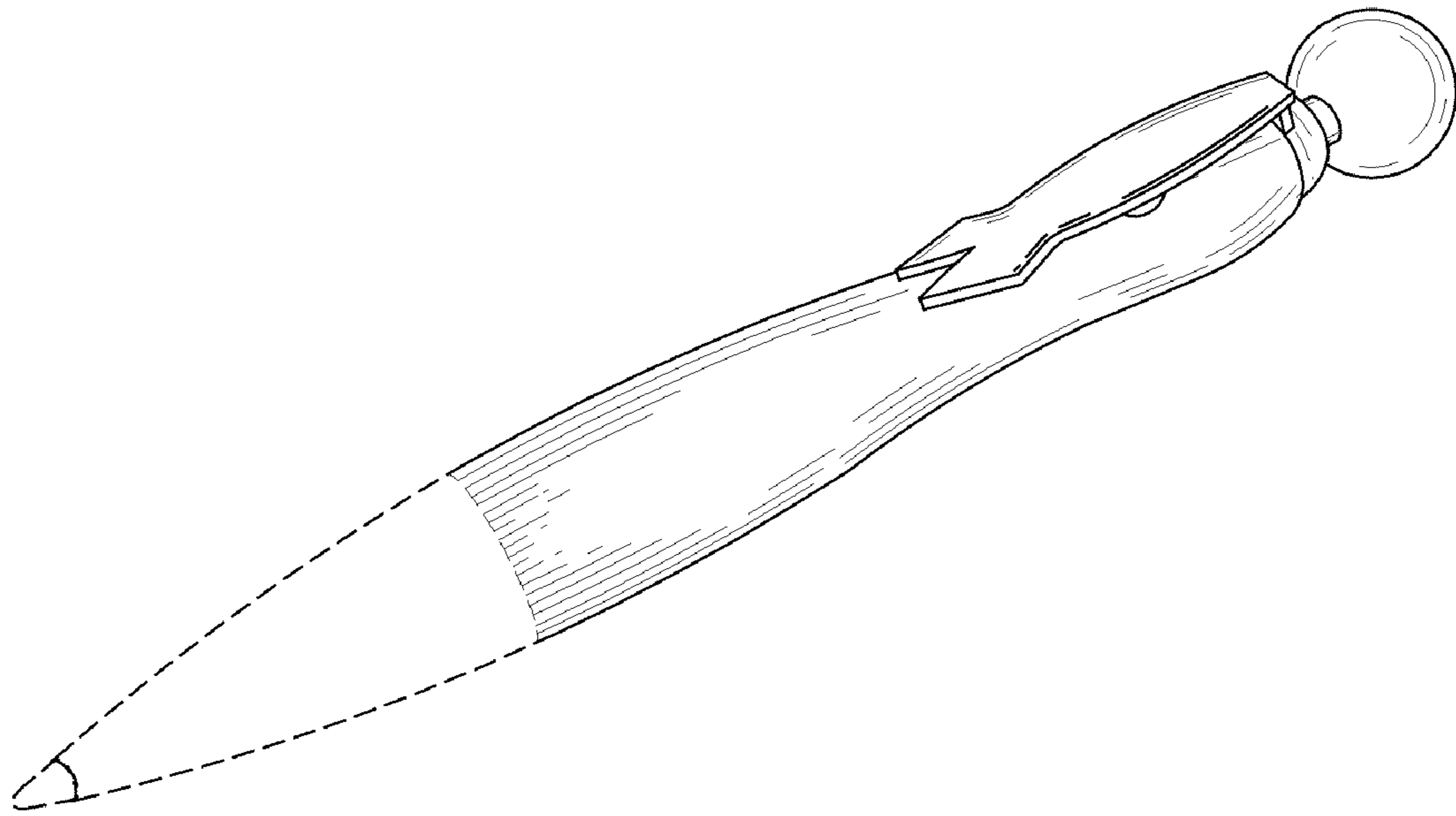


FIG. 1

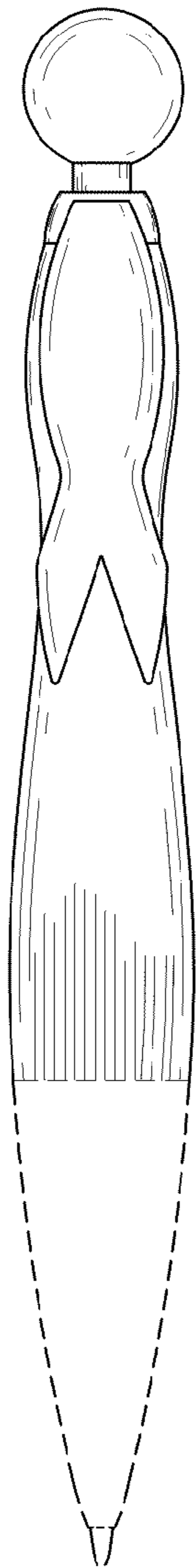


FIG. 2



FIG. 3

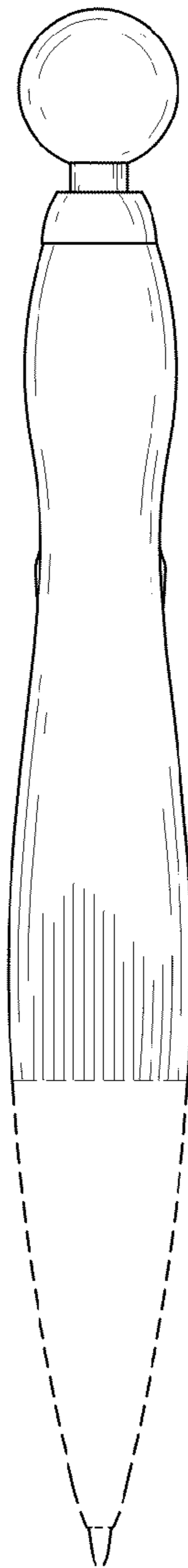


FIG. 4

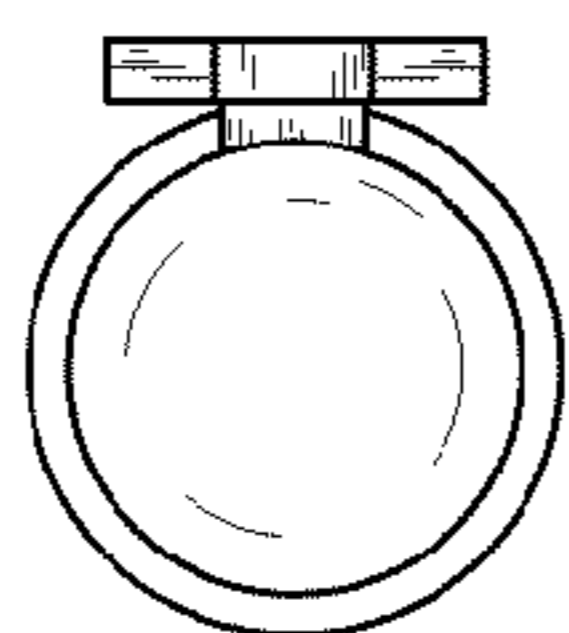


FIG. 5

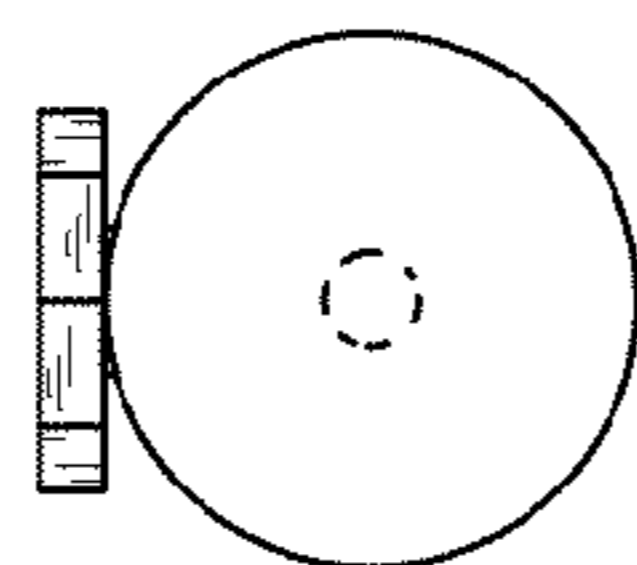


FIG. 6