



US00D647955S

(12) **United States Design Patent**
Sued et al.

(10) **Patent No.:** **US D647,955 S**

(45) **Date of Patent:** **** Nov. 1, 2011**

(54) **SHREDDER**

(76) Inventors: **Charles Sued**, Brooklyn, NY (US);
Aron Abramson, Brooklyn, NY (US)

(**) Term: **14 Years**

(21) Appl. No.: **29/369,935**

(22) Filed: **Sep. 15, 2010**

(51) **LOC (9) Cl.** **18-04**

(52) **U.S. Cl.** **D18/34.9; D18/34.5**

(58) **Field of Classification Search** D18/34.1-34.9,
D18/50, 54, 55; 241/100, 236, 37.5, 101.78,
241/36; 270/58.16, 58.17; 83/613, 614,
83/623, 485, 57-68; D15/146; 30/275.4,
30/276; D23/356, 359, 366

See application file for complete search history.

(56) **References Cited**

U.S. PATENT DOCUMENTS

D454,907	S	*	3/2002	Ho	D18/34.6
D455,171	S	*	4/2002	Ho	D18/34.6
D498,252	S	*	11/2004	Lo	D18/34.6
D502,961	S	*	3/2005	Lo	D18/34.6
D544,905	S	*	6/2007	Abramson et al.	D18/34.9
D548,272	S	*	8/2007	Joachim et al.	D18/34.5
D548,273	S	*	8/2007	Joachim et al.	D18/34.5
D557,732	S	*	12/2007	Ho	D18/34.6
D557,735	S	*	12/2007	Ho	D18/34.6
7,309,840	B1	*	12/2007	Lo	200/293
7,513,448	B2	*	4/2009	Ko	241/100
D602,982	S	*	10/2009	Kit et al.	D18/34.5
D602,983	S	*	10/2009	Kit et al.	D18/34.5
7,604,187	B1	*	10/2009	Lo	241/100
7,611,083	B2	*	11/2009	Zhang	241/37.5
D611,525	S	*	3/2010	Sued et al.	D18/34.5
7,762,486	B2	*	7/2010	Mussig et al.	241/100
2008/0135655	A1	*	6/2008	Wang et al.	241/100

2008/0210794	A1	*	9/2008	Schwelling et al.	241/225
2010/0025509	A1	*	2/2010	Matlin et al.	241/100
2010/0181398	A1	*	7/2010	Davis et al.	241/36
2010/0181400	A1	*	7/2010	Davis et al.	241/100

OTHER PUBLICATIONS

XC-100 cross cut paper shredder, Alibaba.com, no posting date, Copyright © 1999-2010 Alibaba.com Hong Kong Limited and licensors, [site visited Jun. 19, 2011]. Available from Internet, <URL:http://www.alibaba.com/product-gs/272427170/XC_100_cross_cut_paper_shredder.html>.*

* cited by examiner

Primary Examiner — Jeffrey D Asch

(74) *Attorney, Agent, or Firm* — Garcia-Zamor IP Law; Ruy M. Garcia-Zamor

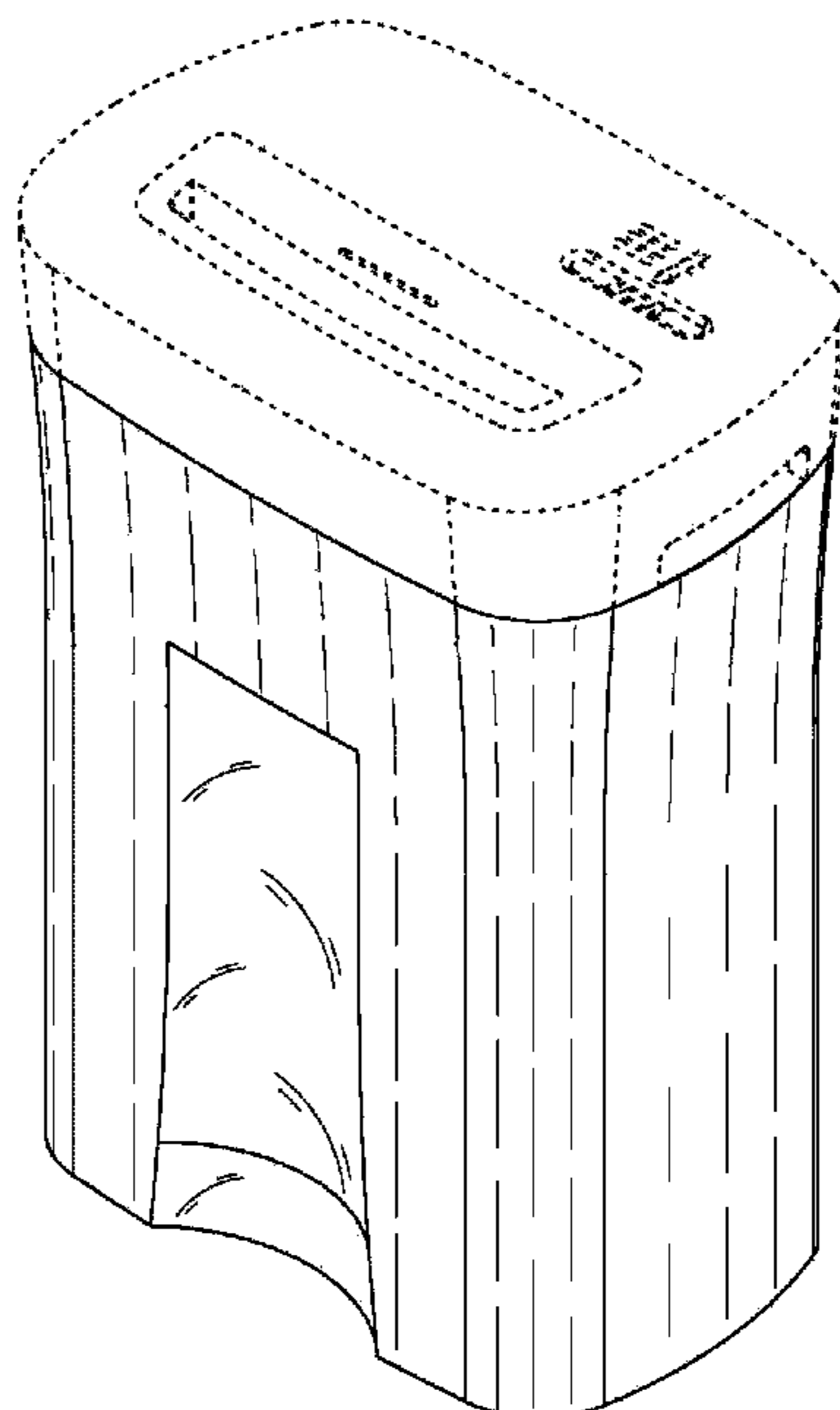
(57) **CLAIM**

We claim the ornamental design for a shredder, as shown and described.

DESCRIPTION

FIG. 1 is a perspective view of a shredder according to our new design;
FIG. 2 is a top plan view of the shredder of FIG. 1;
FIG. 3 is a bottom plan view of the shredder of FIG. 1;
FIG. 4 is a front elevation view of the shredder of FIG. 1;
FIG. 5 is a rear elevation of the shredder of FIG. 1;
FIG. 6 is a left side elevation view of the shredder of FIG. 1; and,
FIG. 7 is a right side elevation view of the shredder of FIG. 1. The broken lines in FIGS. 1-7 represent environment and are for illustrative purposes only and do not constitute part of the claimed design.

1 Claim, 6 Drawing Sheets



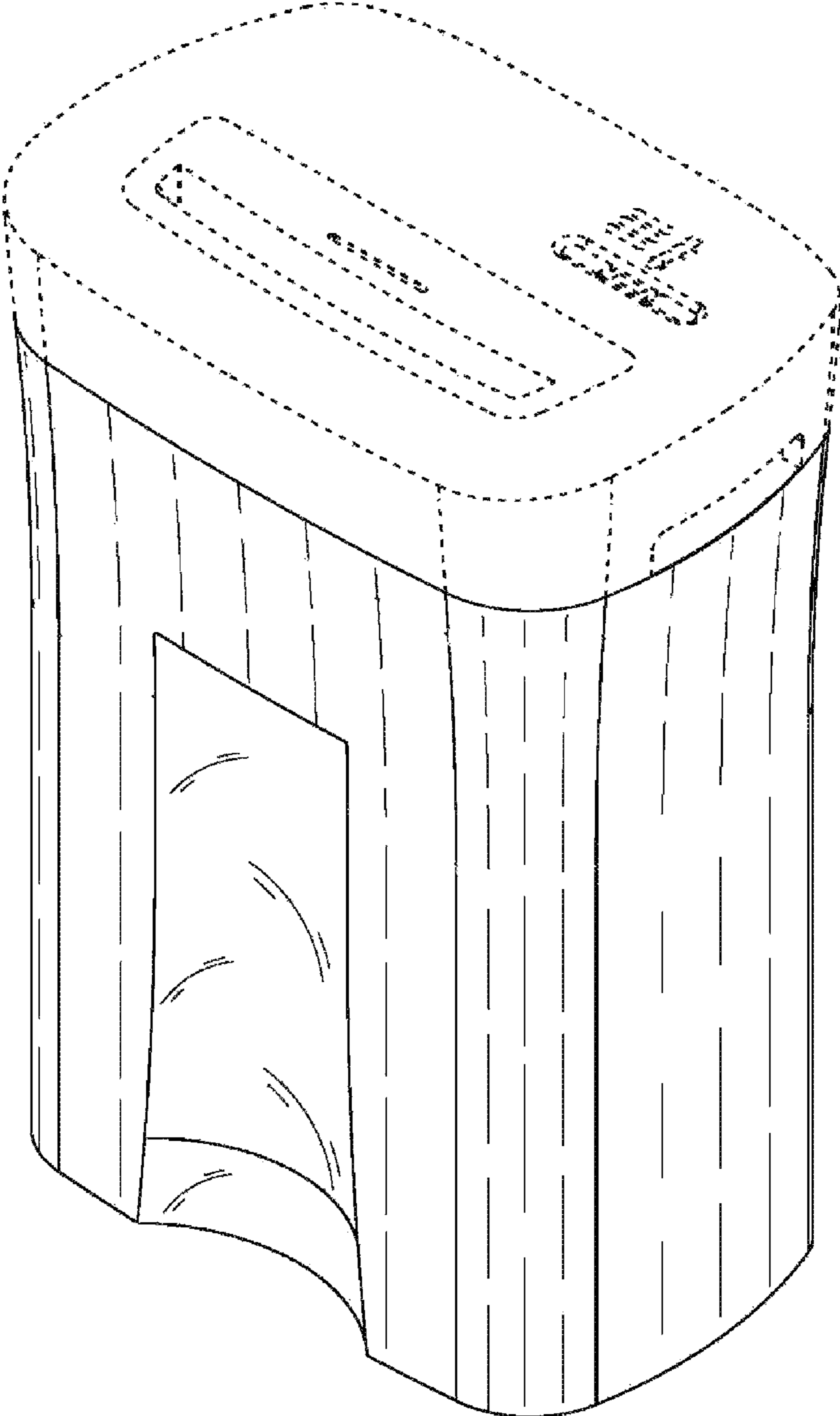


Fig. 1

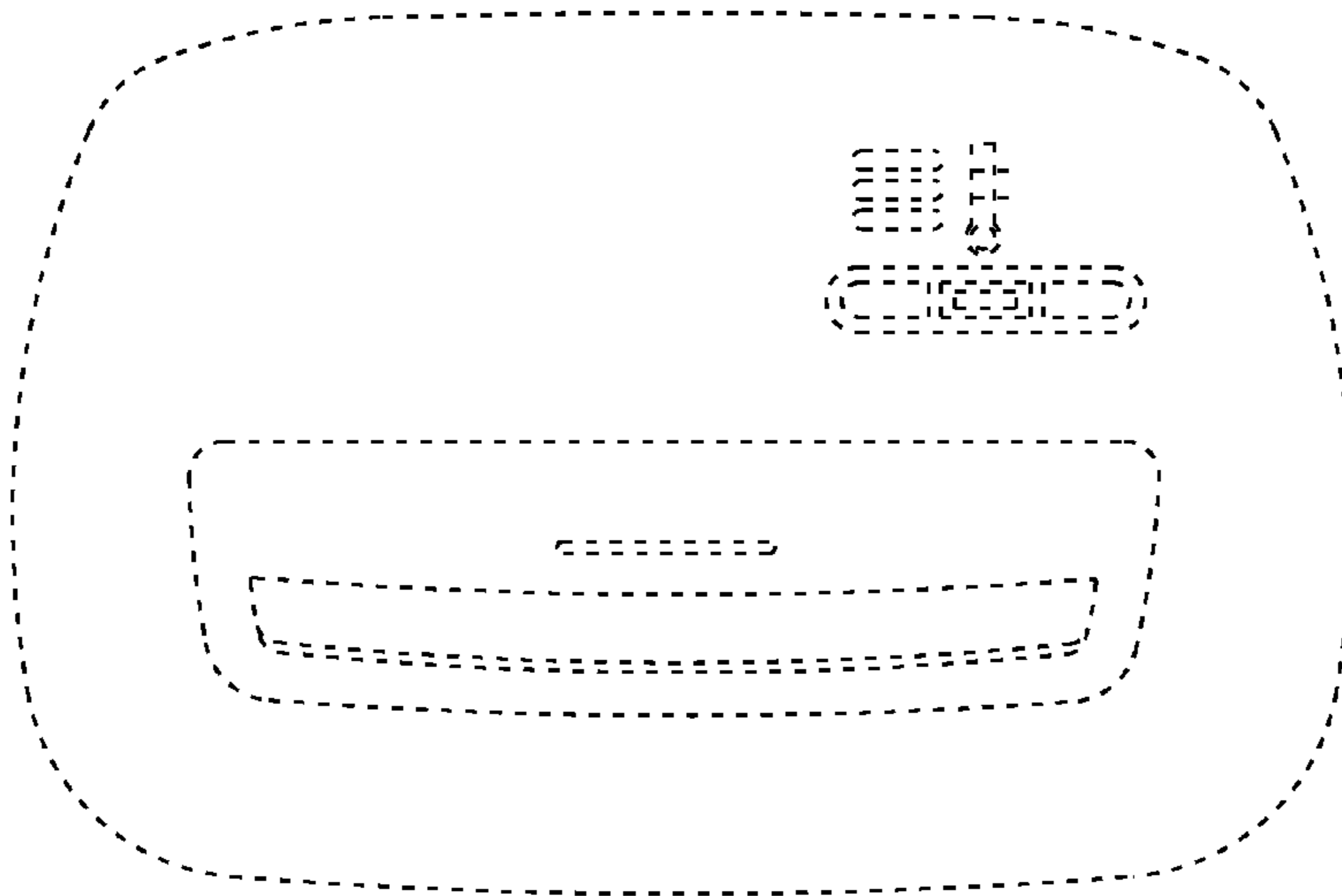


Fig. 2

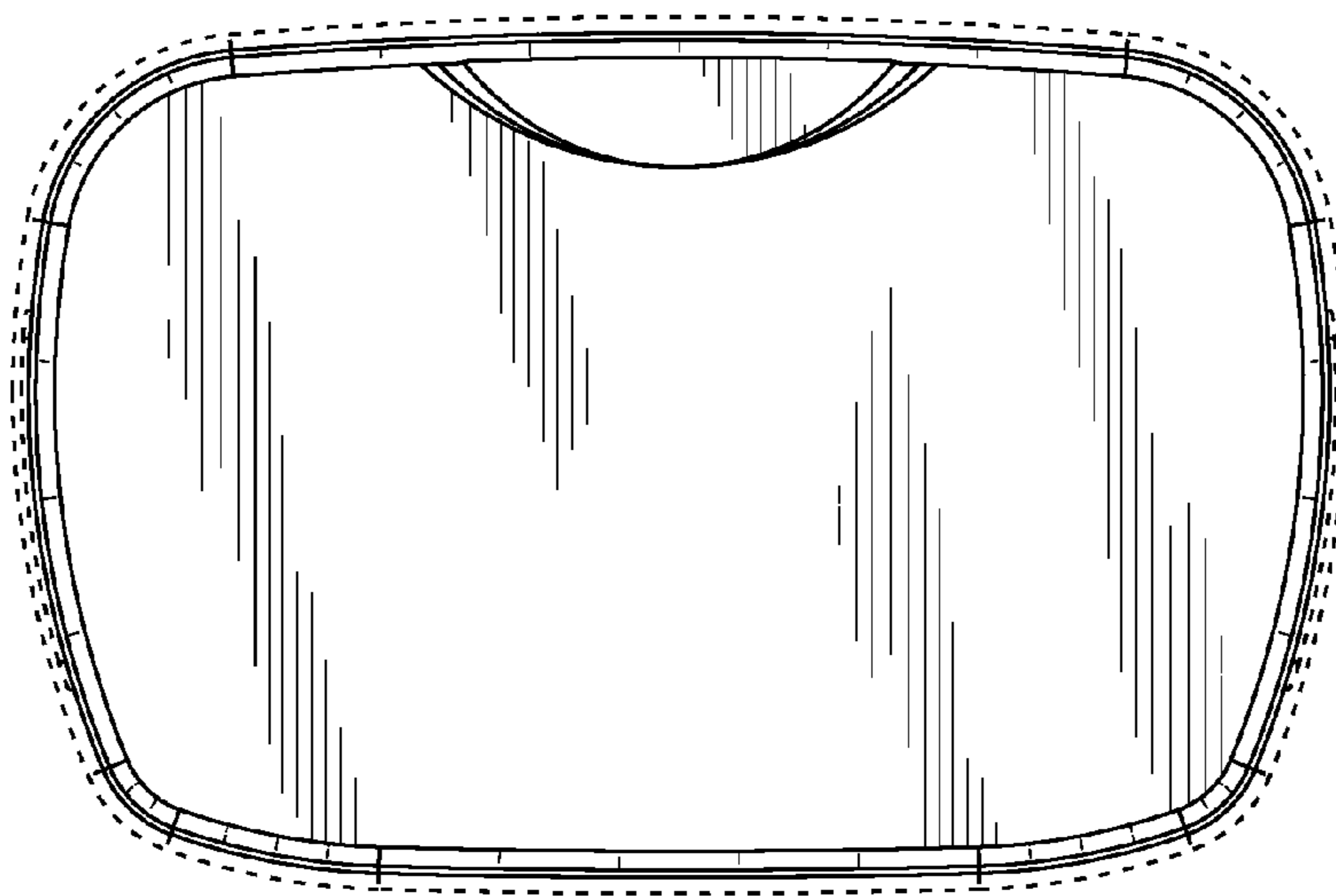


Fig. 3

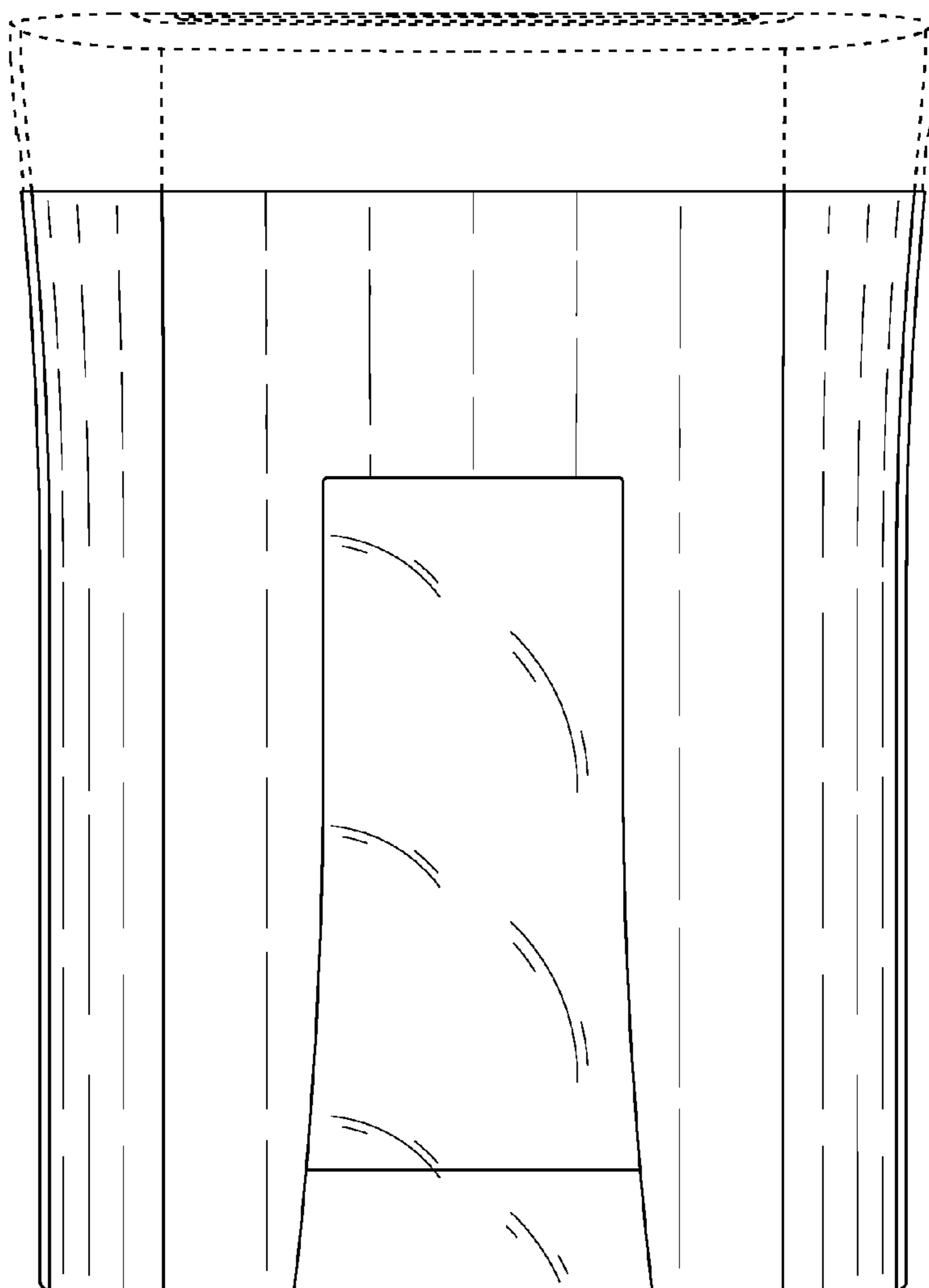


Fig. 4

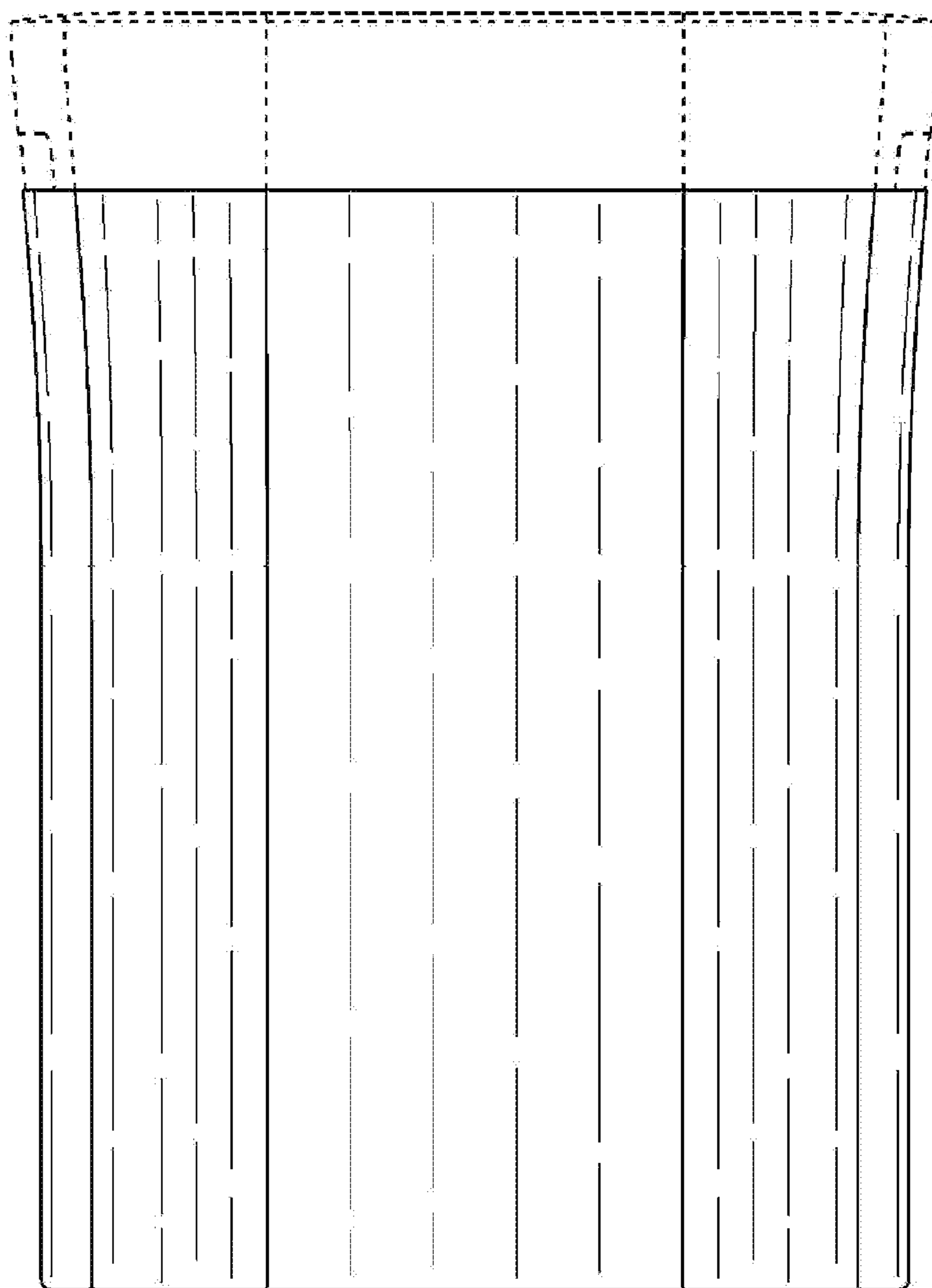


Fig. 5

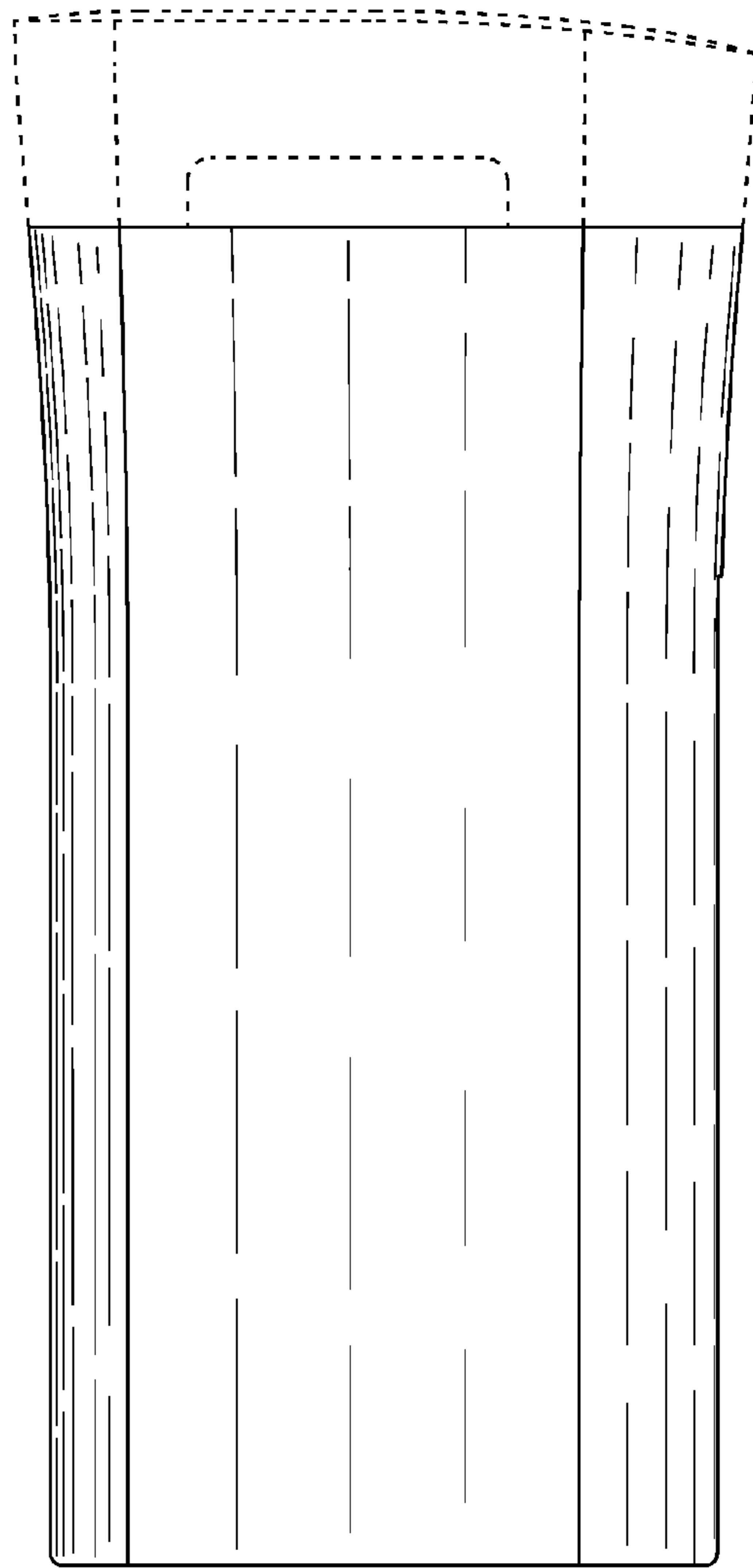


Fig. 6

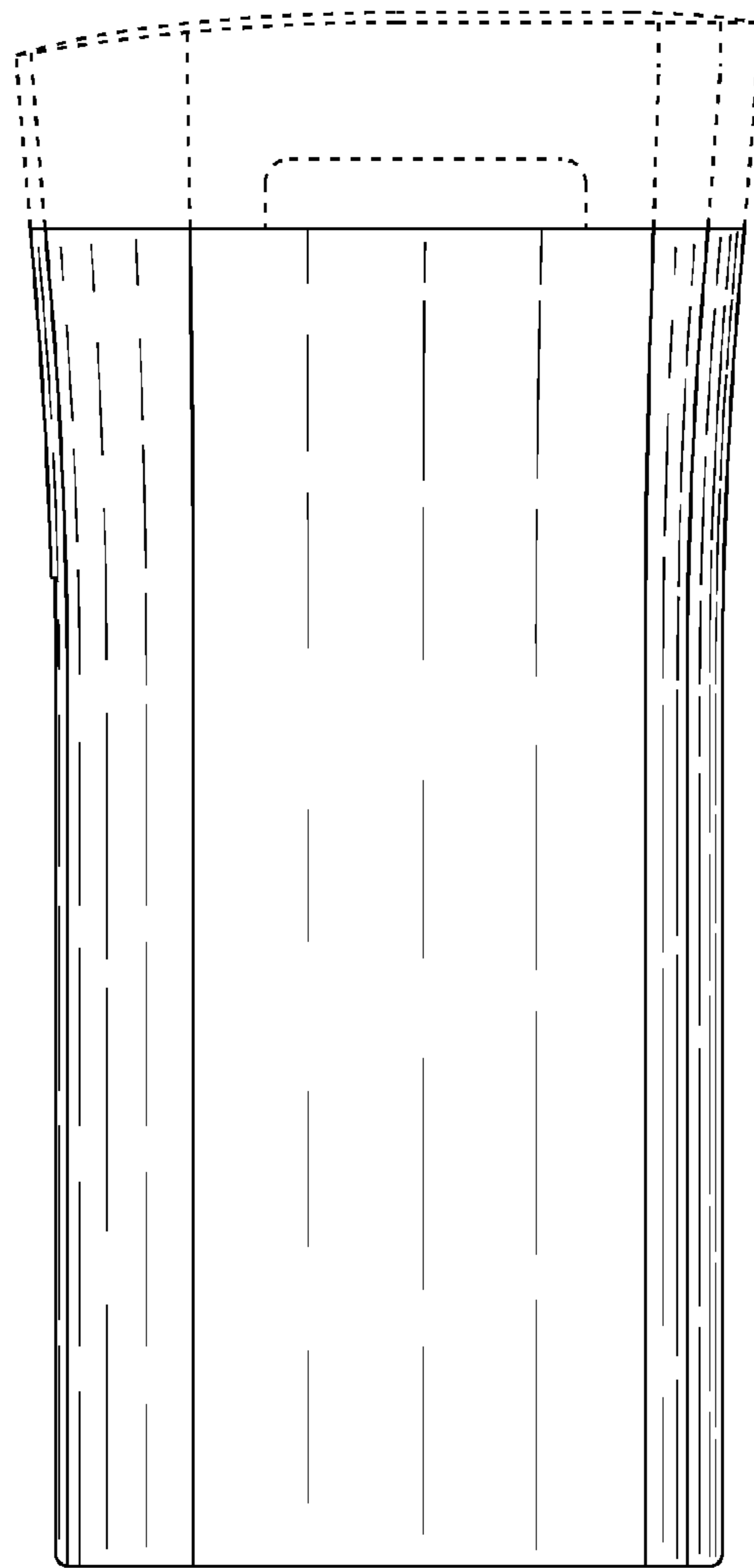


Fig. 7