



US00D647954S

(12) **United States Design Patent**
Sued et al.

(10) **Patent No.:** **US D647,954 S**

(45) **Date of Patent:** **** Nov. 1, 2011**

(54) **SHREDDER**

(76) Inventors: **Charles Sued**, Brooklyn, NY (US);
Aron Abramson, Brooklyn, NY (US)

(**) Term: **14 Years**

(21) Appl. No.: **29/375,198**

(22) Filed: **Sep. 17, 2010**

(51) **LOC (9) Cl.** **18-04**

(52) **U.S. Cl.** **D18/34.5**

(58) **Field of Classification Search** D18/34.1-34.9,
D18/50, 54, 55; 241/100, 236, 37.5, 101.78,
241/36; 270/58.16, 58.17; 83/613, 614,
83/623, 485, 57-68; D15/146; 30/275.4,
30/276; D23/356, 359, 366

See application file for complete search history.

(56) **References Cited**

U.S. PATENT DOCUMENTS

D454,907	S	*	3/2002	Ho	D18/34.6
D455,171	S	*	4/2002	Ho	D18/34.6
D498,252	S	*	11/2004	Lo	D18/34.6
D498,253	S	*	11/2004	Lo	D18/34.6
D502,961	S	*	3/2005	Lo	D18/34.6
D544,905	S	*	6/2007	Abramson et al.	D18/34.9
D548,272	S	*	8/2007	Joachim et al.	D18/34.5
D548,273	S	*	8/2007	Joachim et al.	D18/34.5
D557,732	S	*	12/2007	Ho	D18/34.6
D557,735	S	*	12/2007	Ho	D18/34.6
7,309,840	B1	*	12/2007	Lo	200/293
7,513,448	B2	*	4/2009	Ko	241/100
D602,982	S	*	10/2009	Kit et al.	D18/34.5
D602,983	S	*	10/2009	Kit et al.	D18/34.5
7,611,083	B2	*	11/2009	Zhang	241/37.5
D611,525	S	*	3/2010	Sued et al.	D18/34.5
7,762,486	B2	*	7/2010	Mussig et al.	241/100
2007/0228196	A1	*	10/2007	Abramson et al.	241/37.5
2008/0135655	A1	*	6/2008	Wang et al.	241/100
2008/0210794	A1	*	9/2008	Schwelling et al.	241/225

2010/0025509	A1	*	2/2010	Matlin et al.	241/100
2010/0181398	A1	*	7/2010	Davis et al.	241/36
2010/0181400	A1	*	7/2010	Davis et al.	241/100

OTHER PUBLICATIONS

XC-100 cross cut paper shredder, Alibaba.com, no posting date, Copyright © 1999-2010 Alibaba.com Hong Kong Limited and licensors, [site visited Jun. 19, 2011]. Available from Internet, <URL:http://www.alibaba.com/product-gs/272427170/XC_100_cross_cut_paper_shredder.html>.*

* cited by examiner

Primary Examiner — Jeffrey D Asch

(74) *Attorney, Agent, or Firm* — Garcia-Zamor IP Law; Ruy M. Garcia-Zamor

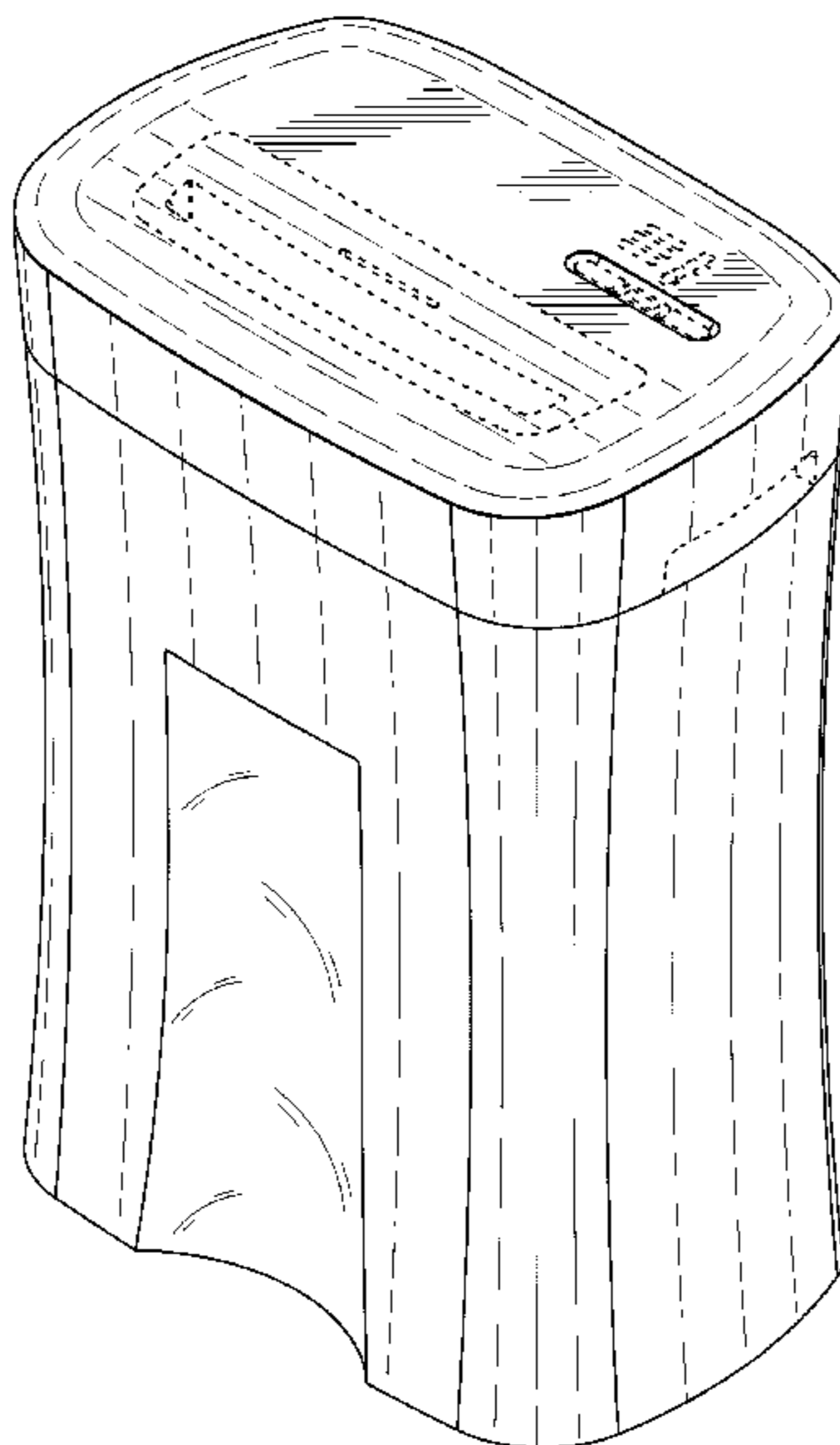
(57) **CLAIM**

We claim the ornamental design for a shredder, as shown and described.

DESCRIPTION

FIG. 1 is a perspective view of a shredder according to our new design;
FIG. 2 is a top plan view of the shredder of FIG. 1;
FIG. 3 is a bottom plan view of the shredder of FIG. 1;
FIG. 4 is a front elevation view of the shredder of FIG. 1;
FIG. 5 is a rear elevation of the shredder of FIG. 1;
FIG. 6 is a left side elevation view of the shredder of FIG. 1; and,
FIG. 7 is a right side elevation view of the shredder of FIG. 1. The broken lines shown in the figures that are immediately adjacent to the shaded areas and define unshaded regions, represent the bounds of the claimed design, while all other broken lines are directed to environment and are for illustrative purposes only; the broken lines form no part of the claimed design.

1 Claim, 6 Drawing Sheets



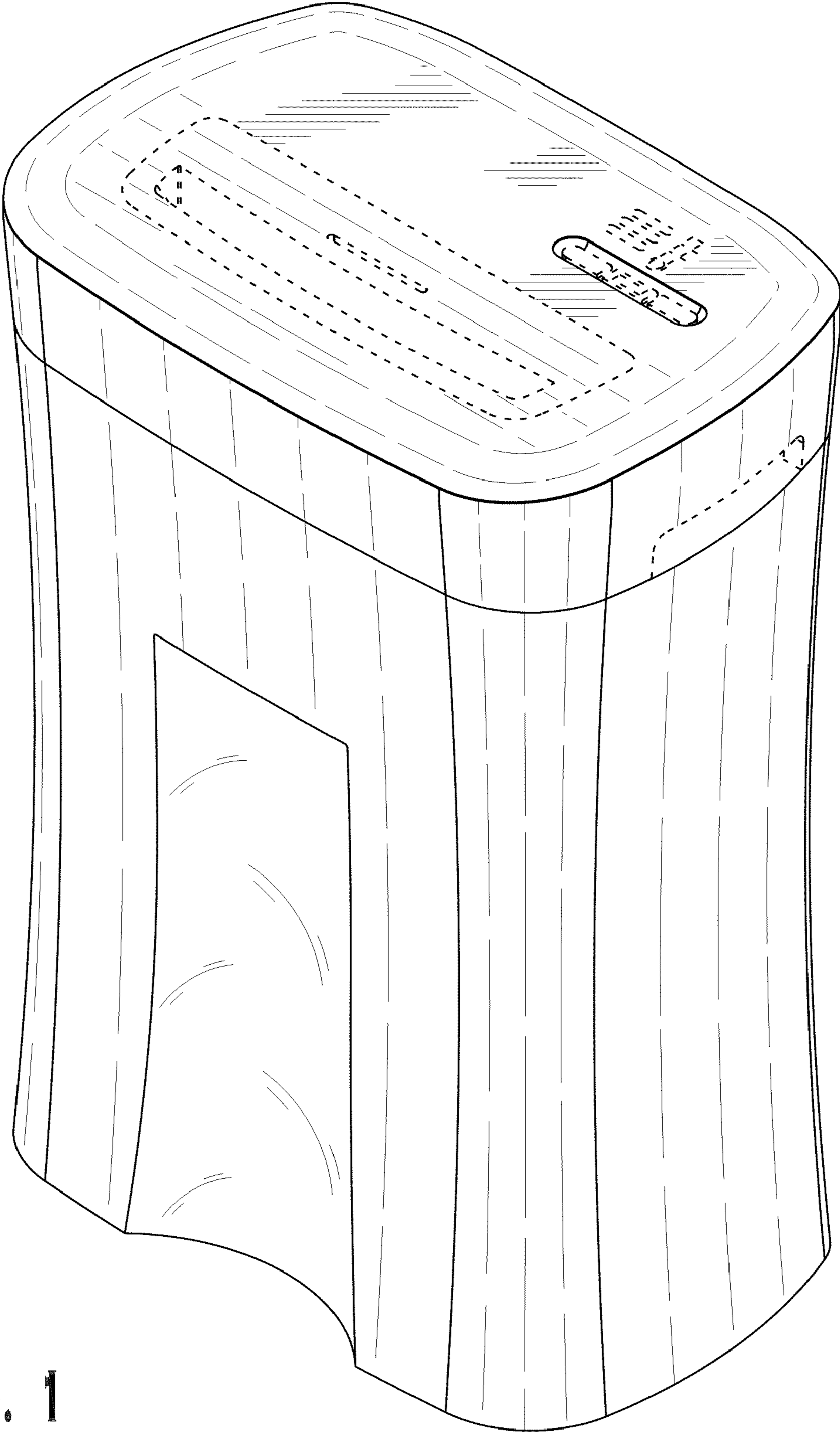


FIG. 1

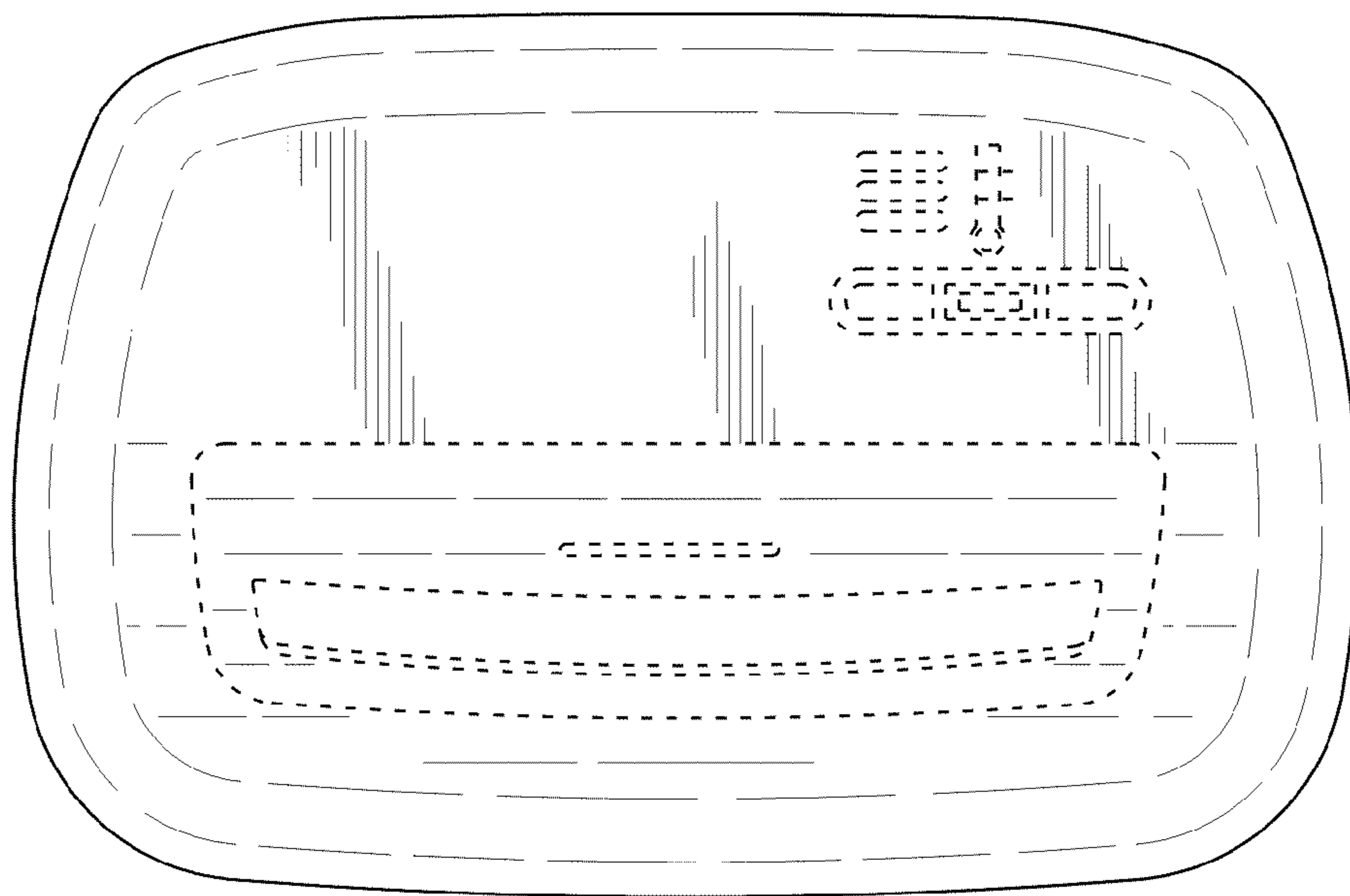


FIG. 2

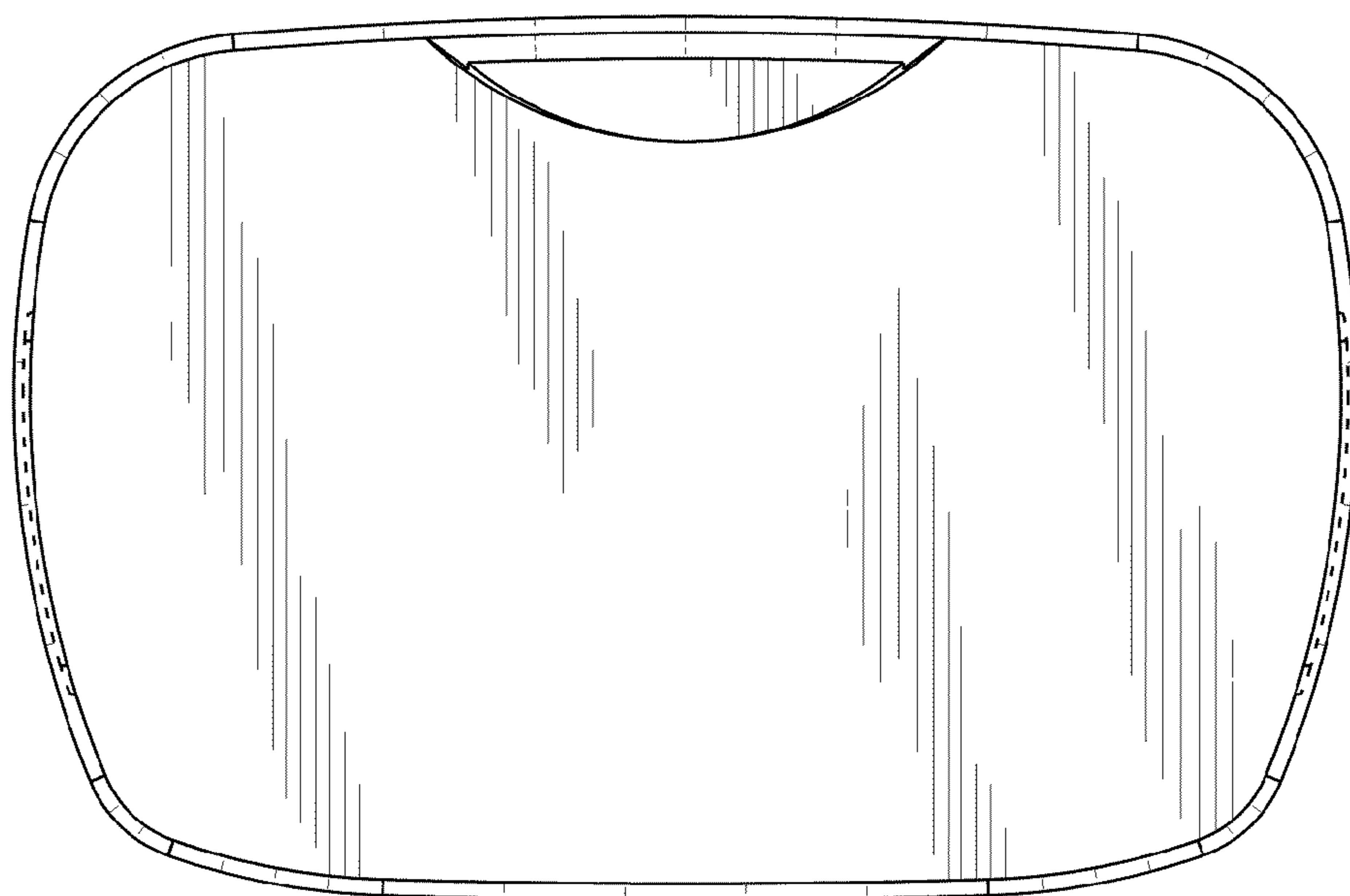


FIG. 3



FIG. 4

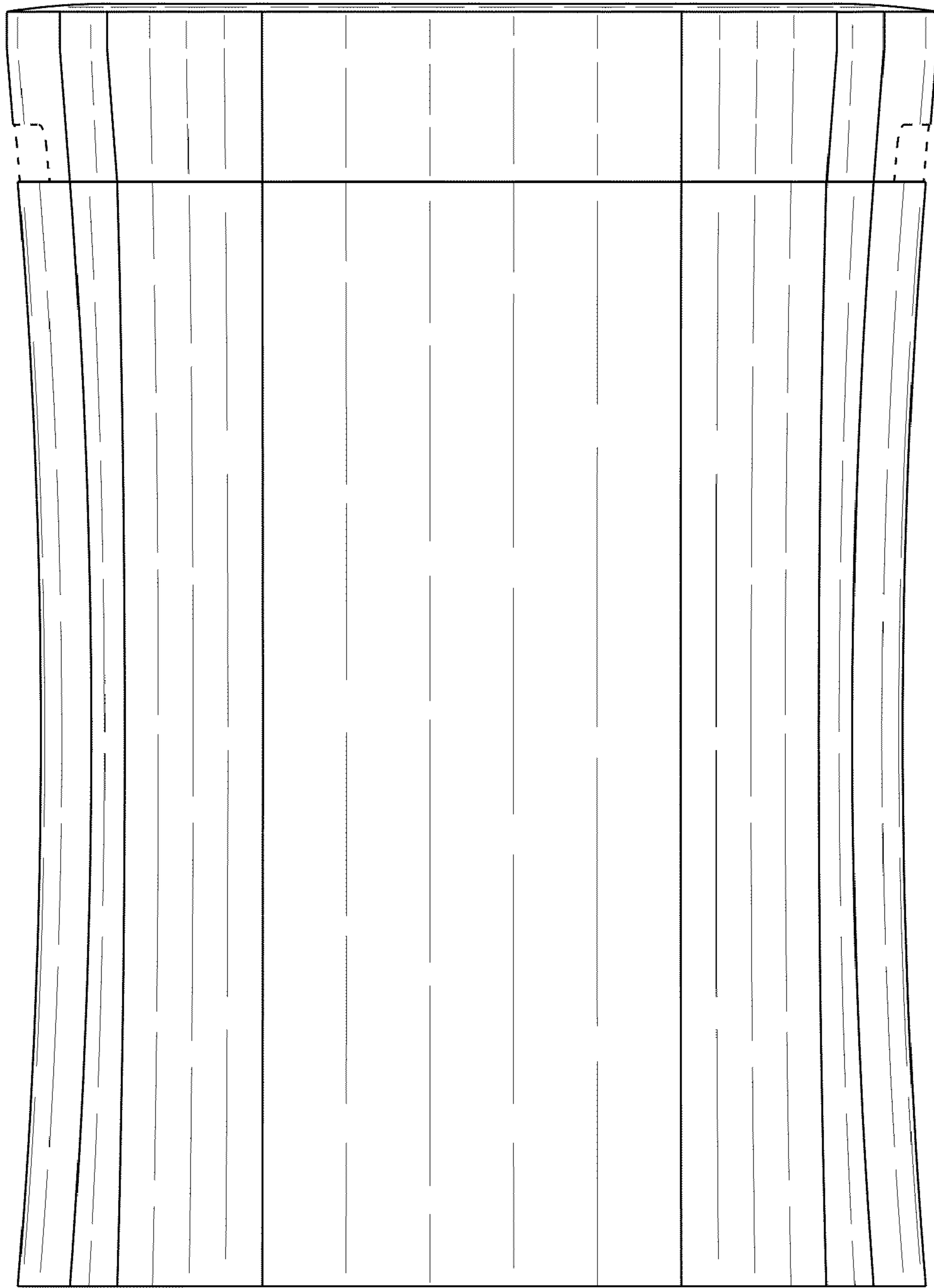


FIG. 5




FIG. 6




FIG. 7