



US00D647920S

(12) **United States Design Patent**
Luo

(10) **Patent No.:** **US D647,920 S**

(45) **Date of Patent:** **** Nov. 1, 2011**

(54) **WIRELESS MULTIMEDIA PLAYER**

(75) **Inventor:** **Ting Luo**, Shenzhen (CN)

(73) **Assignee:** **Hon Hai Precision Industry Co., Ltd.**,
Tu-Cheng, New Taipei (TW)

(**) **Term:** **14 Years**

(21) **Appl. No.:** **29/388,093**

(22) **Filed:** **Mar. 23, 2011**

(51) **LOC (9) Cl.** **14-03**

(52) **U.S. Cl.** **D14/496; D14/203.3**

(58) **Field of Classification Search** D14/496,
D14/401, 435, 474, 483, 217, 137, 138, 160,
D14/168, 356, 203.1-203.8, 507; 345/156,
345/169, 173-179, 905; 715/727-729, 864;
710/1, 5, 8; 713/1, 600; 455/1.1, 1.7, 73,
455/344-347, 93, 95, 3.01-3.06, 550.1, 573.1;
370/342-344; 369/1, 2, 6-12; 463/43-47;
273/148 B

See application file for complete search history.

(56) **References Cited**

U.S. PATENT DOCUMENTS

6,178,087 B1 * 1/2001 Cho et al. 361/679.23
6,743,104 B1 * 6/2004 Ota et al. 463/44
6,769,603 B2 * 8/2004 Nagai et al. 235/375

D504,442 S * 4/2005 Kim D14/203.7
6,920,344 B2 * 7/2005 Jang 455/575.5
D545,843 S * 7/2007 Song D14/496
D547,773 S * 7/2007 Aoki D14/496
7,258,449 B2 * 8/2007 Chong et al. 353/85
D558,834 S * 1/2008 Au Yeung D21/329
D561,198 S * 2/2008 Zhang D14/496
D565,599 S * 4/2008 Jang et al. D14/496
D567,254 S * 4/2008 Lee D14/496
D636,407 S * 4/2011 Lee D14/496

* cited by examiner

Primary Examiner — Prabhakar Deshmukh

(74) *Attorney, Agent, or Firm* — Altis Law Group, Inc.

(57) **CLAIM**

The ornamental design for a wireless multimedia player, as shown and described.

DESCRIPTION

FIG. 1 is a perspective view of a wireless multimedia player showing my new design;

FIG. 2 is a front elevational view thereof;

FIG. 3 is a rear elevational view thereof.

FIG. 4 is a left side elevational view thereof;

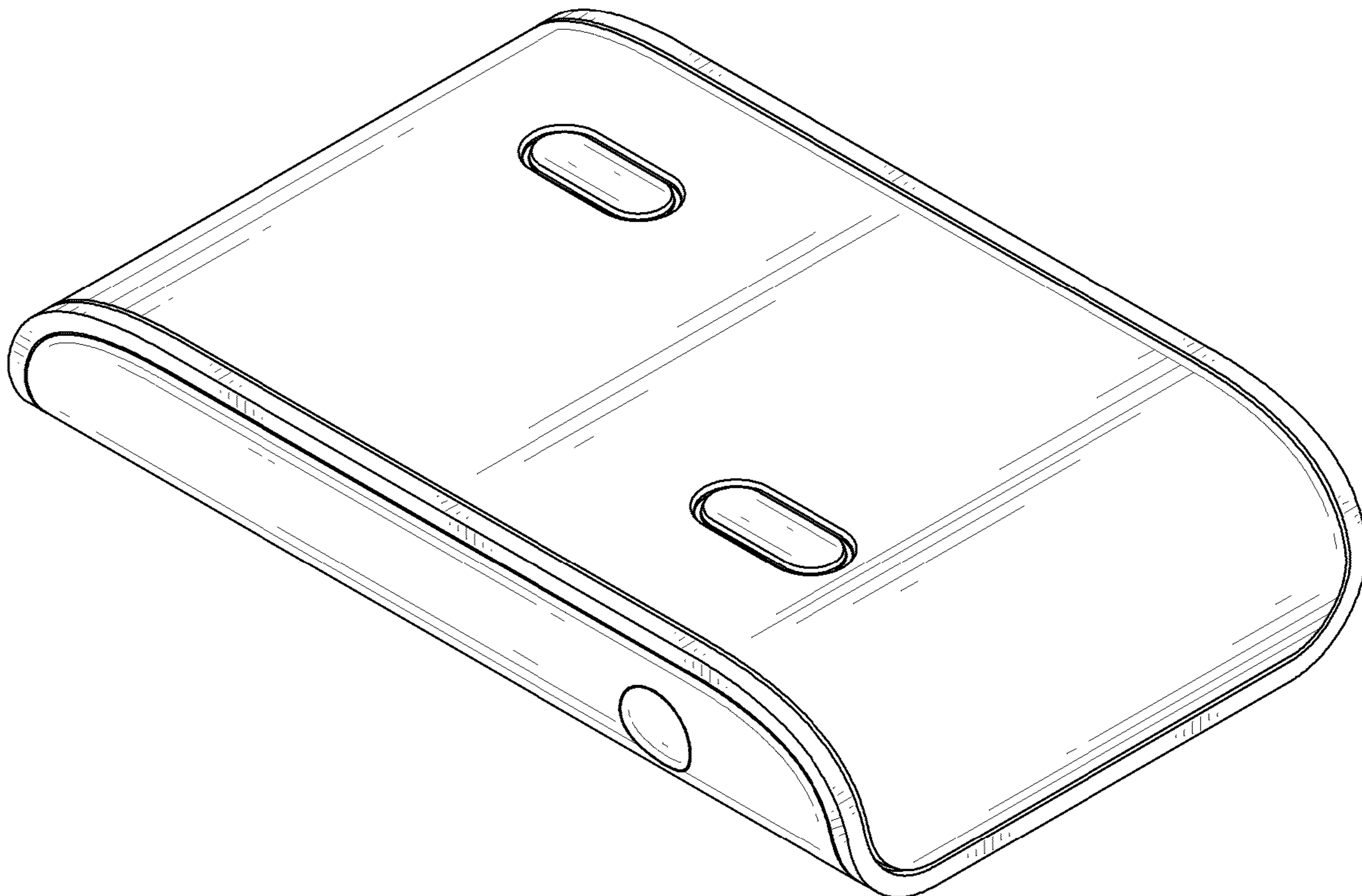
FIG. 5 is a right side elevational view thereof;

FIG. 6 is a top plan view thereof; and,

FIG. 7 is a bottom plan view thereof.

The broken lines shown in the drawings are included for the purpose of illustrating environmental structure and forms no part of the claimed design.

1 Claim, 7 Drawing Sheets



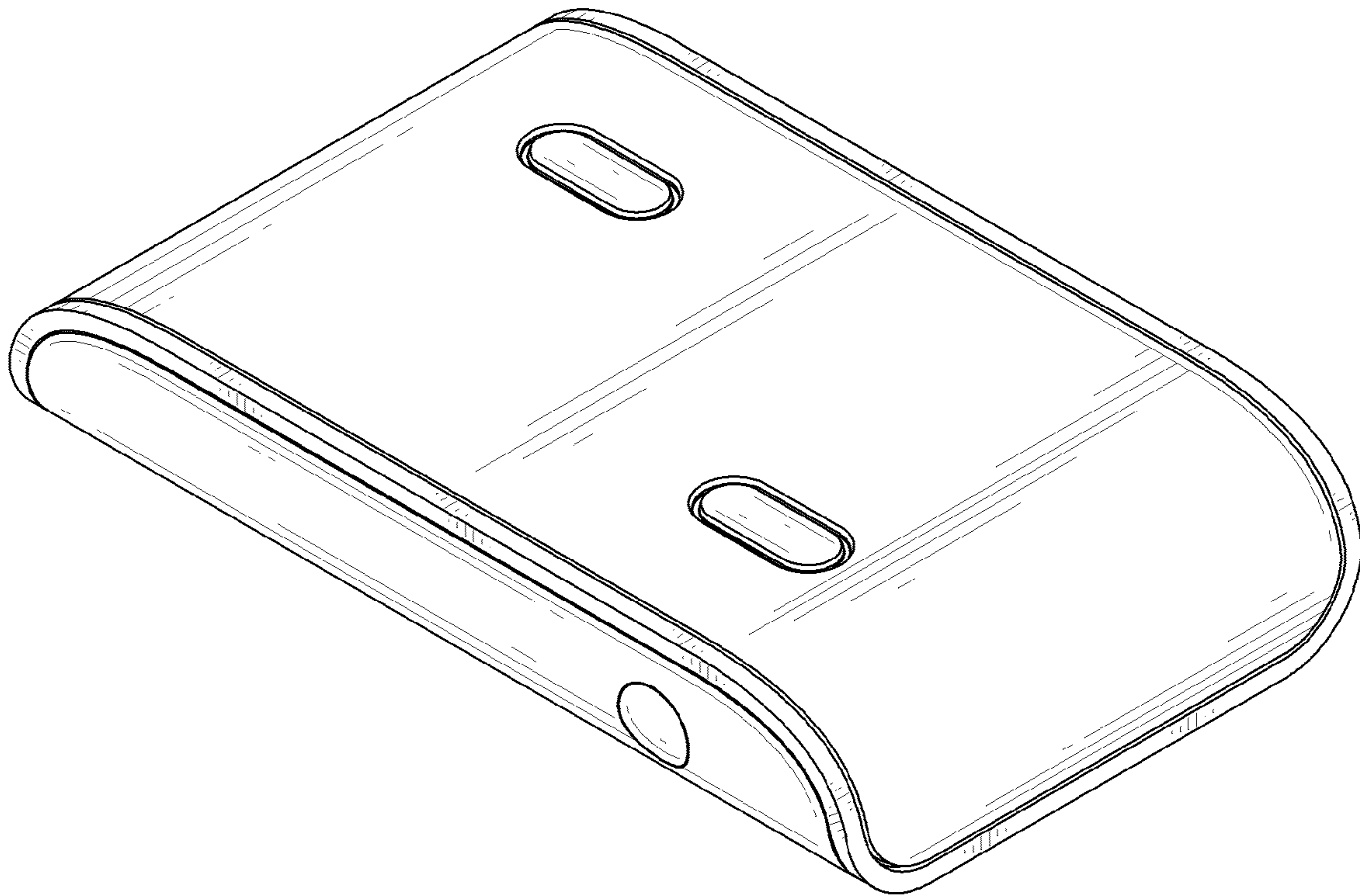


FIG. 1

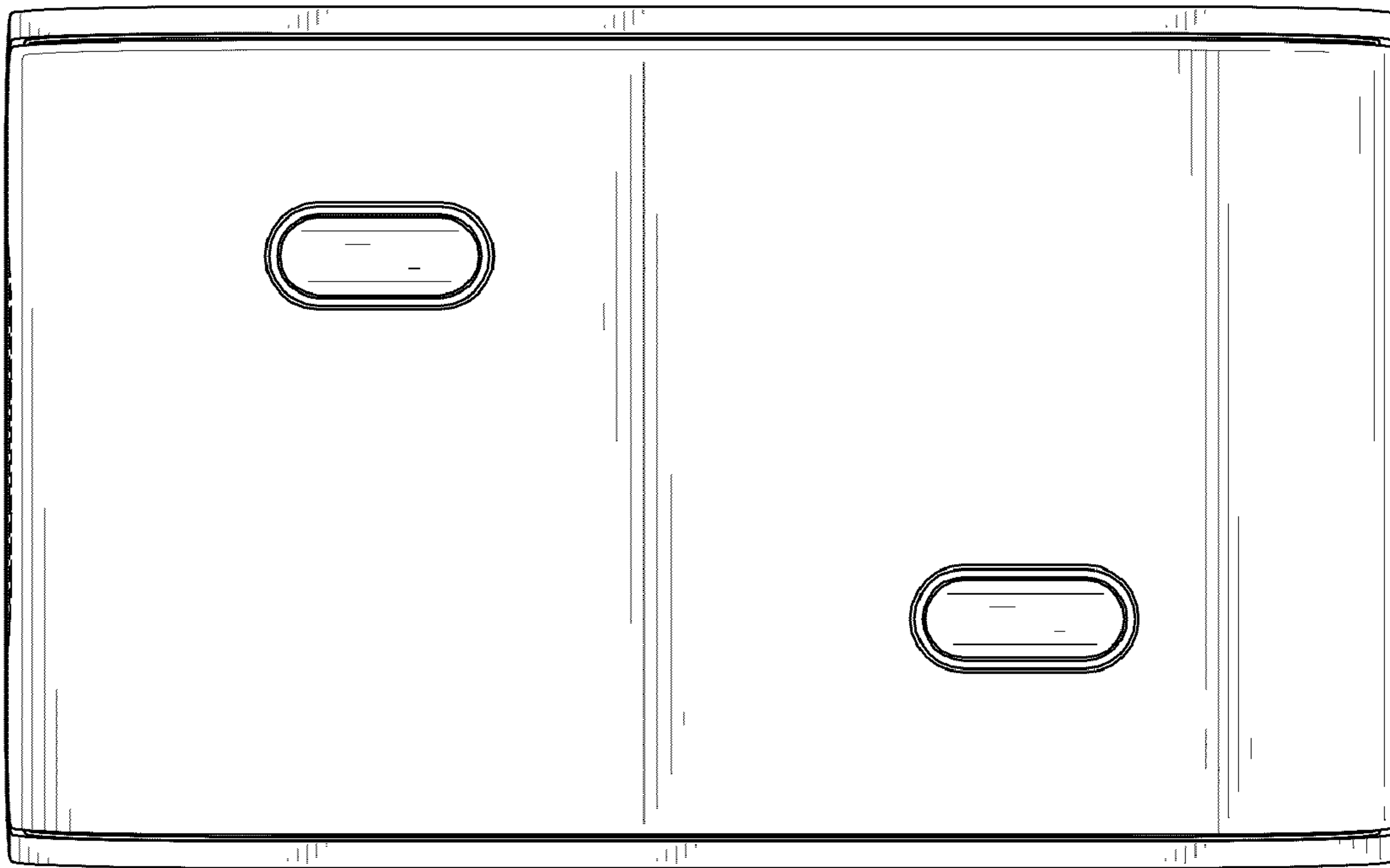


FIG. 2

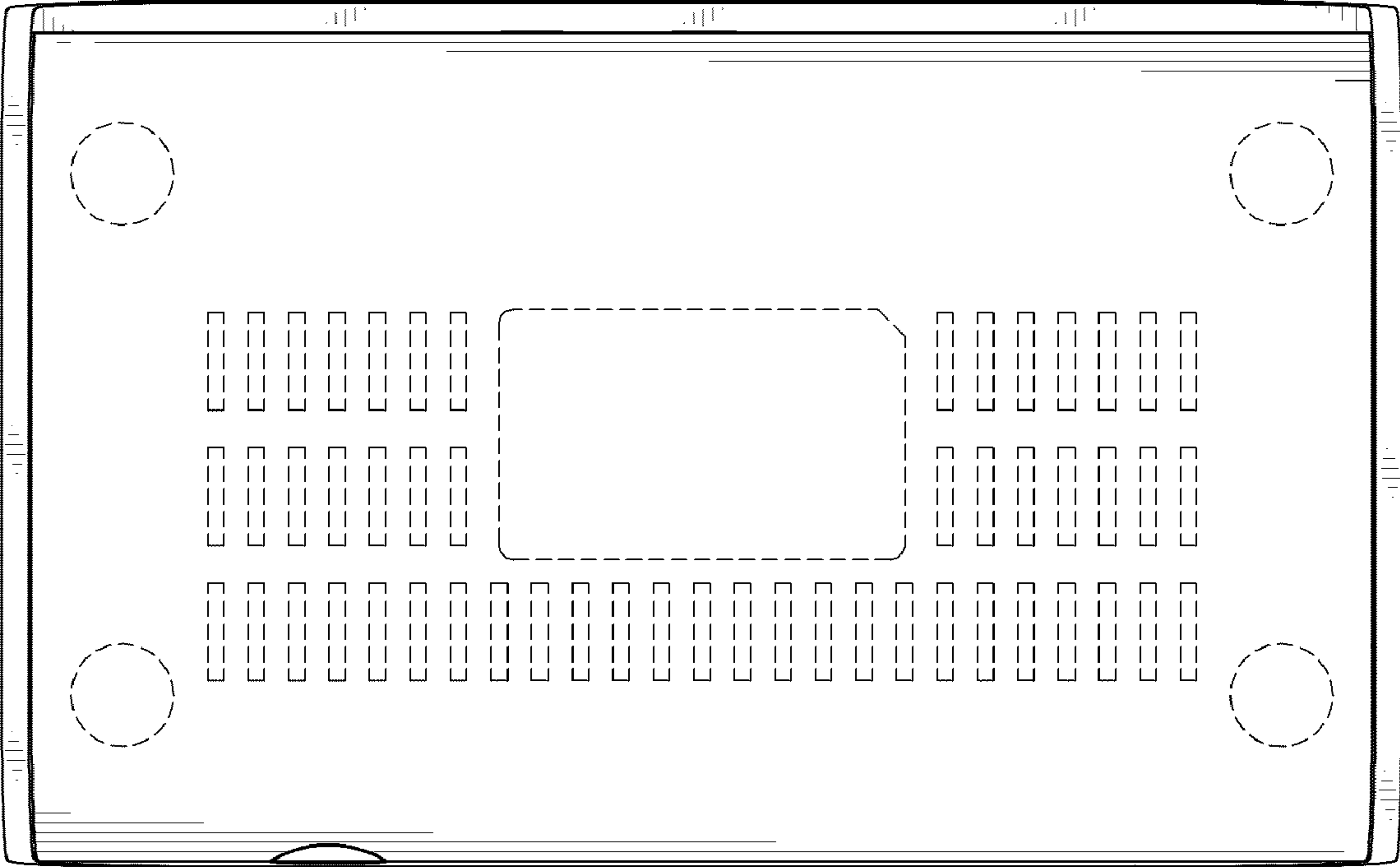


FIG. 3

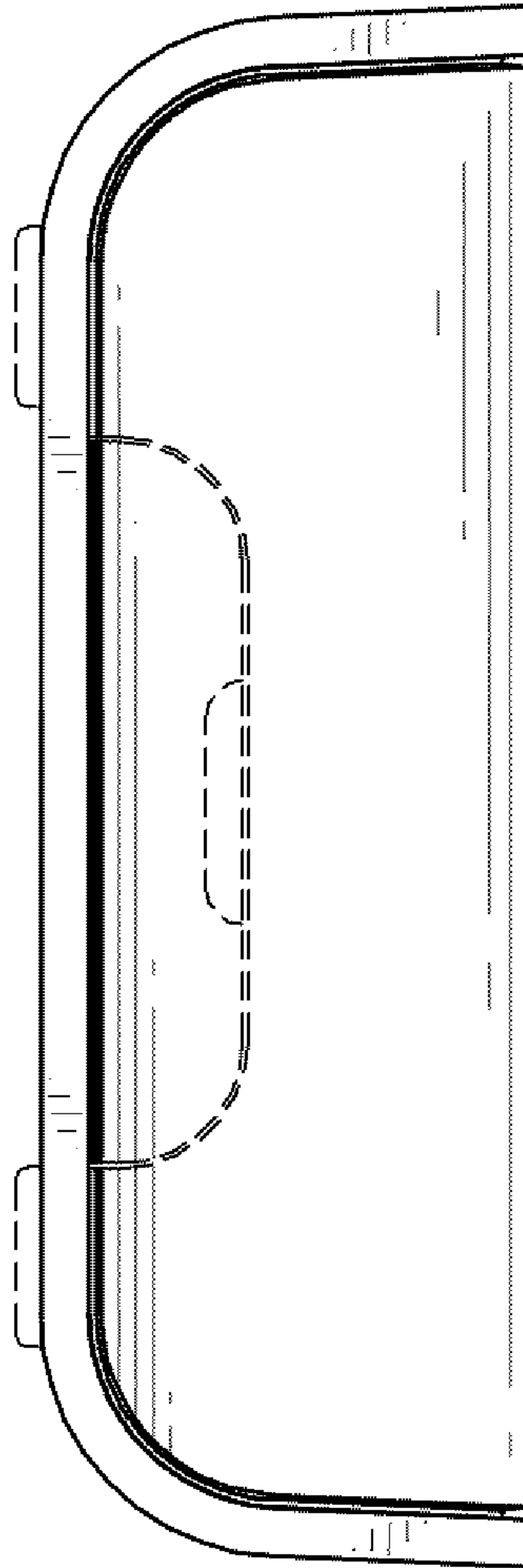


FIG. 4

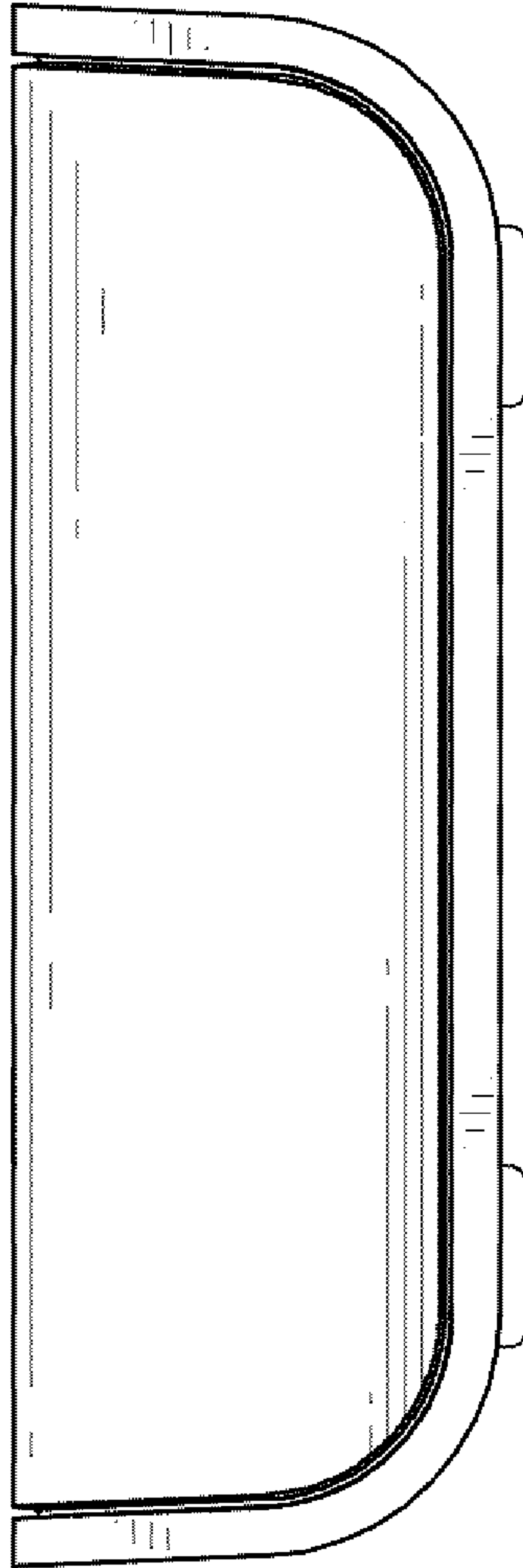


FIG. 5

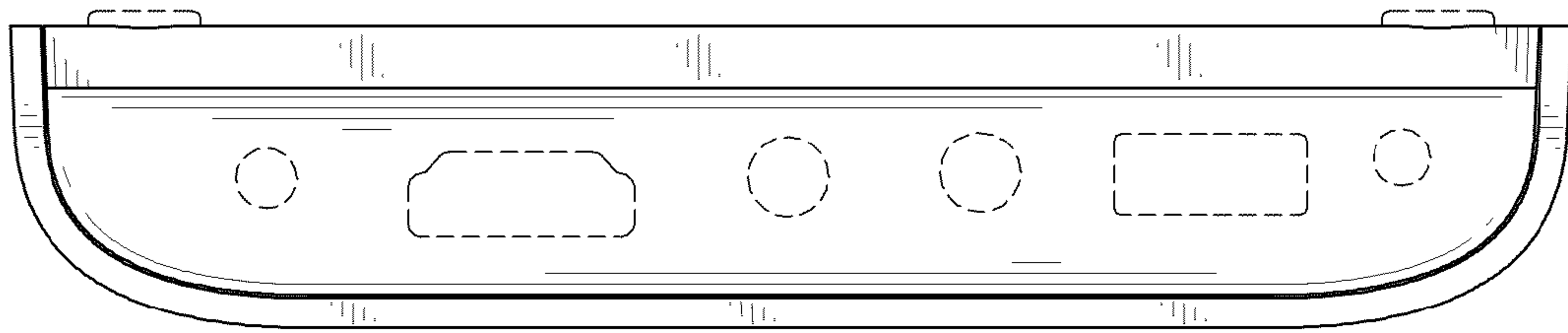


FIG. 6

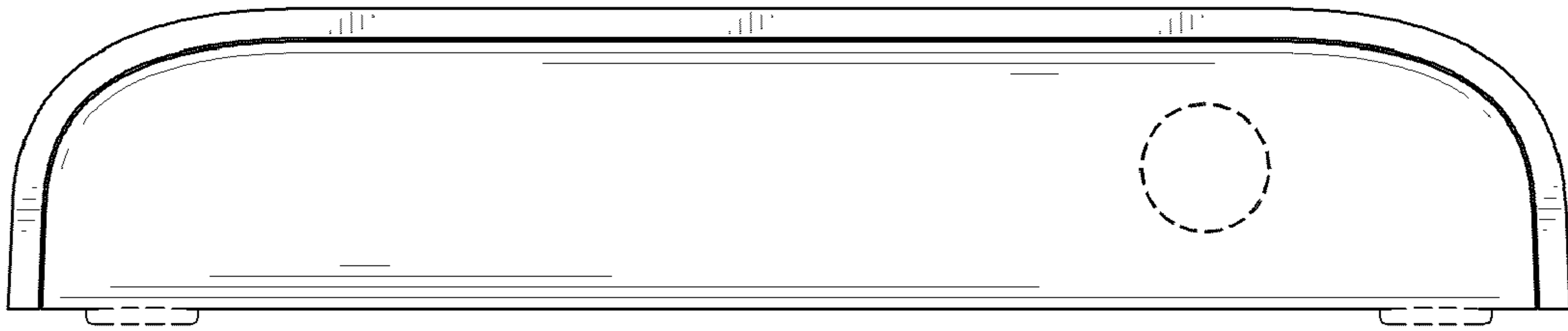


FIG. 7