



US00D647908S

(12) **United States Design Patent**
Chen et al.

(10) **Patent No.:** **US D647,908 S**
(45) **Date of Patent:** **** Nov. 1, 2011**

(54) **DOCKING STATION**

(75) Inventors: **Yun-Lung Chen**, Taipei Hsien (TW);
Hong-Jin Wu, Shenzhen (CN);
Song-Tao Xie, Shenzhen (CN)

(73) Assignee: **Hon Hai Precision Industry Co., Ltd.**,
Tu-Cheng, New Taipei (TW)

(**) Term: **14 Years**

(21) Appl. No.: **29/381,903**

(22) Filed: **Dec. 24, 2010**

(51) **LOC (9) Cl.** **14-02**

(52) **U.S. Cl.** **D14/434**

(58) **Field of Classification Search** D14/432-434,
D14/314, 204, 420, 421, 447, 217, 358; D13/107,
D13/108, 146; D8/373; 248/346.03, 176.1,
248/130; 361/679.41, 679.31, 679.32, 679.4,
361/679.43; 320/109, 112-115; 705/15;
439/74, 296

See application file for complete search history.

(56) **References Cited**

U.S. PATENT DOCUMENTS

5,645,434 A * 7/1997 Leung 439/74
D430,882 S * 9/2000 Tsai D14/434

6,757,166 B2 * 6/2004 DeLuga et al. 361/679.57
D505,958 S * 6/2005 Cheng D14/434
D604,737 S * 11/2009 Symons D14/434
2005/0116685 A1 * 6/2005 Liu et al. 320/116

* cited by examiner

Primary Examiner — Freda Nunn

(74) *Attorney, Agent, or Firm* — Altis Law Group, Inc.

(57) **CLAIM**

The ornamental design for a docking station, as shown and described.

DESCRIPTION

FIG. 1 is a perspective view of the docking station showing our new design;

FIG. 2 is a front elevational view thereof;

FIG. 3 is a rear elevational view thereof;

FIG. 4 is a left side elevational view thereof;

FIG. 5 is a right side elevational view thereof;

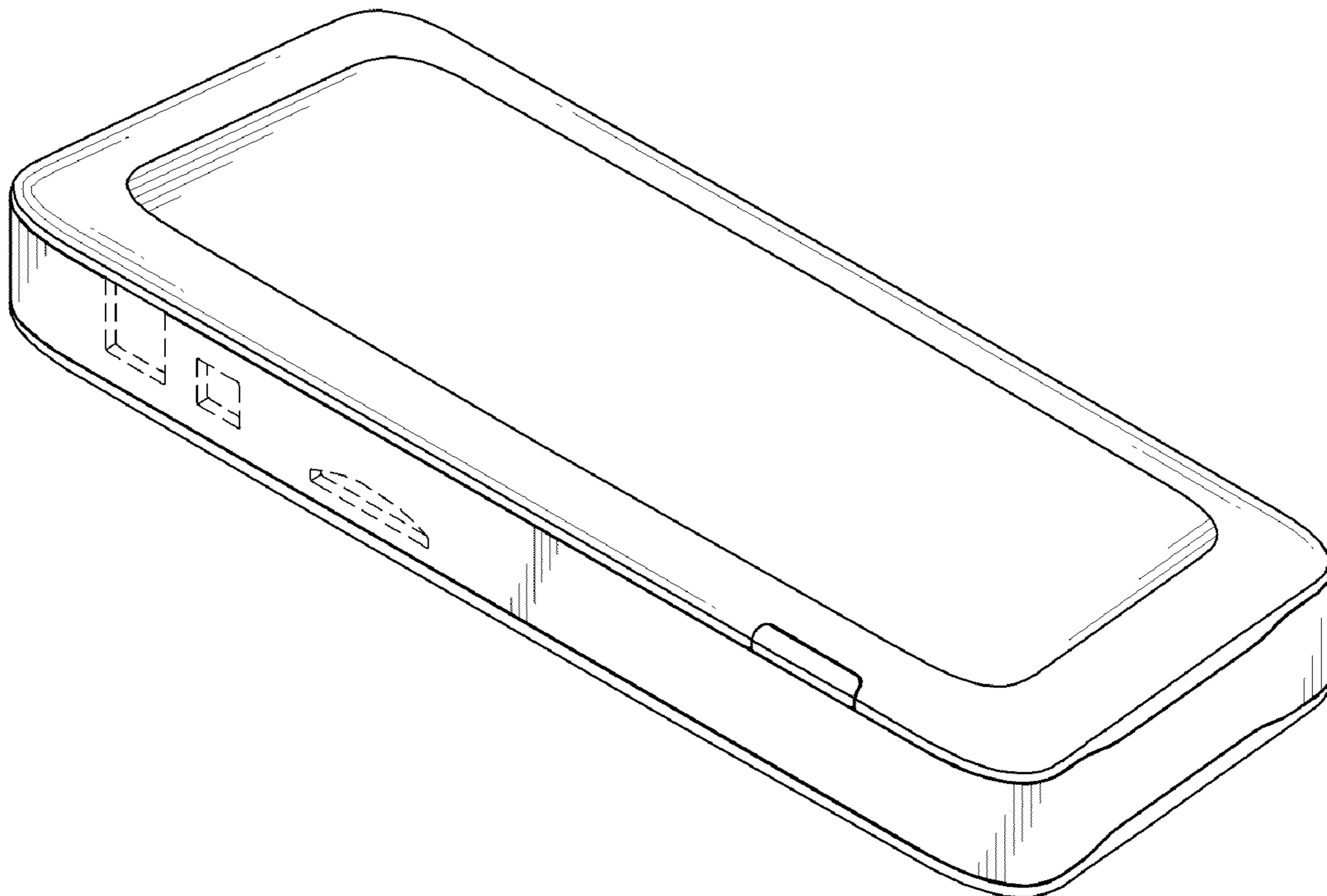
FIG. 6 is a top plan view thereof;

FIG. 7 is a bottom plan view thereof; and,

FIG. 8 is a perspective view of another aspect of the “docking station”.

The broken lines showing of portions of the docking station are for the purpose of illustrating environmental structure and form no part of the claimed design.

1 Claim, 8 Drawing Sheets



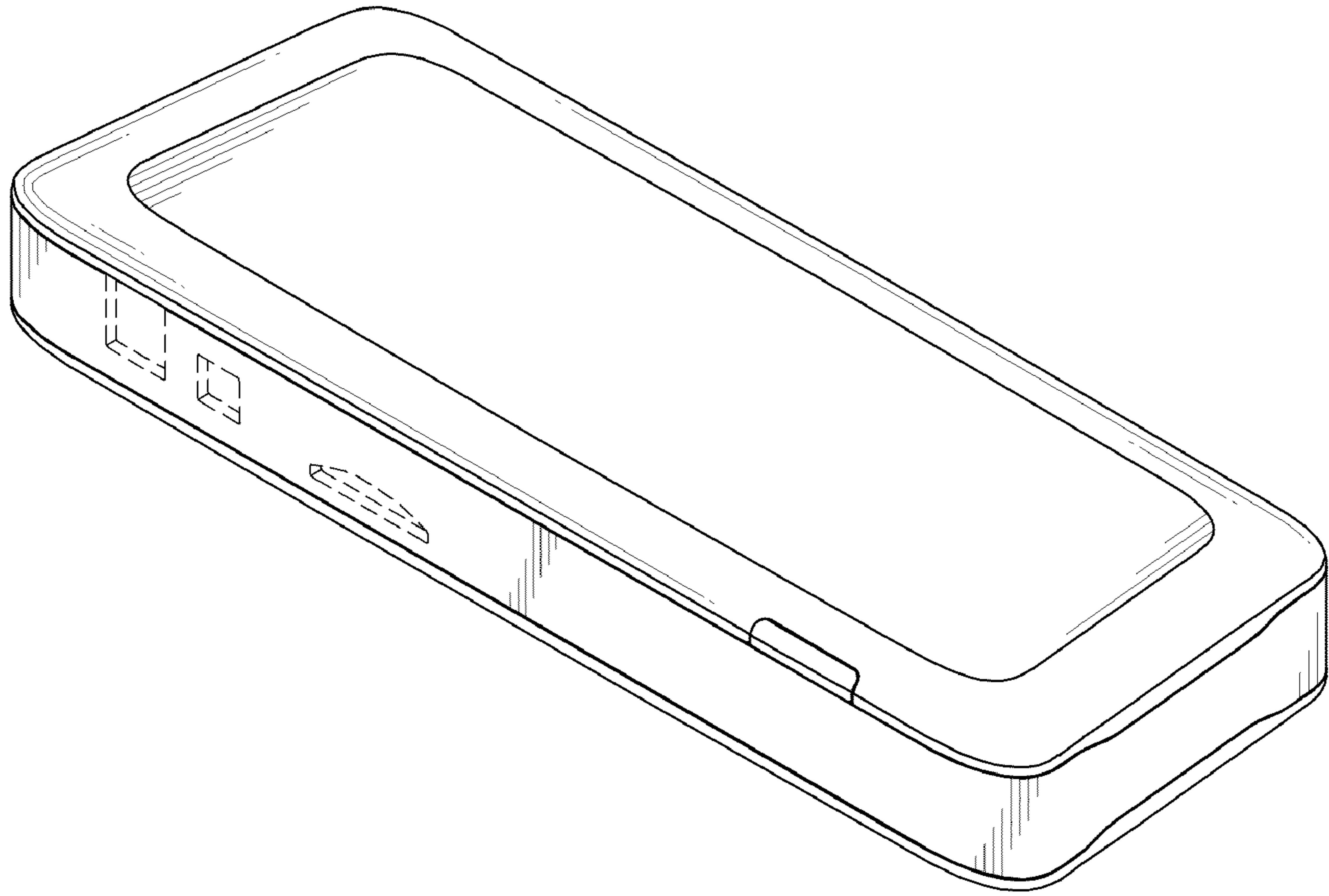


FIG. 1

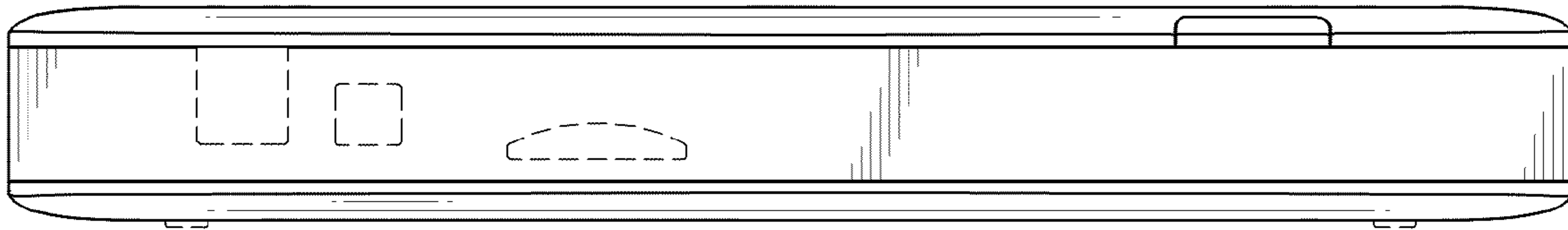


FIG. 2

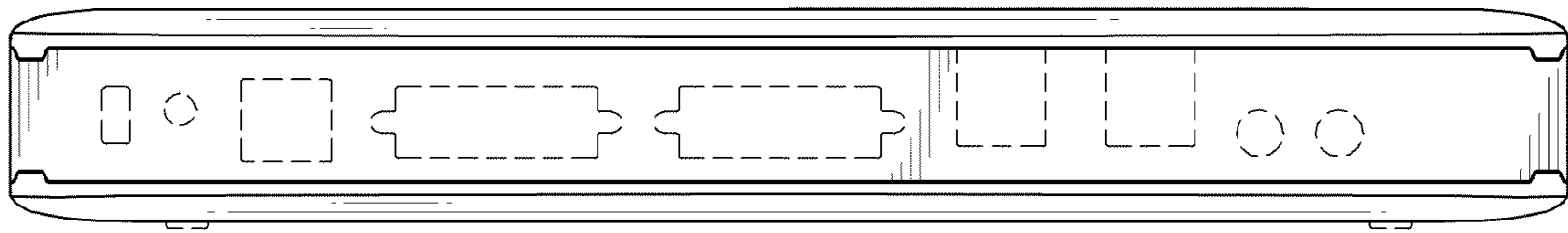


FIG. 3




FIG. 4




FIG. 5




FIG. 6

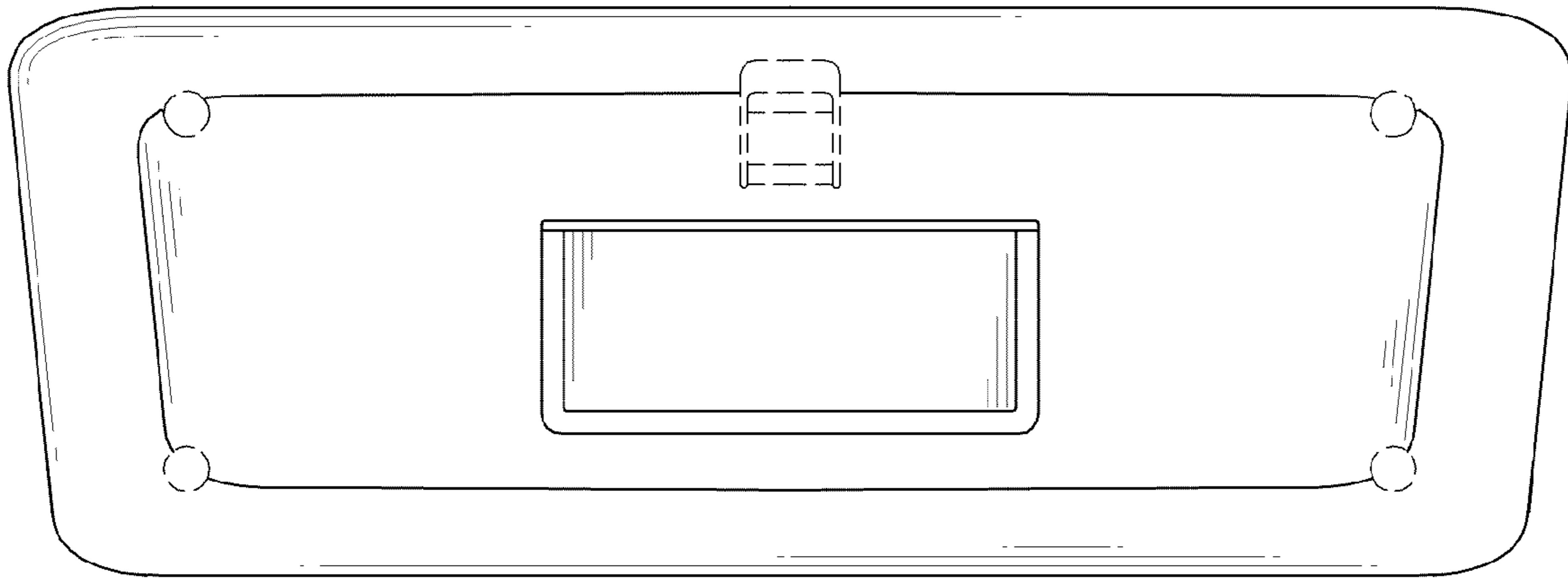


FIG. 7

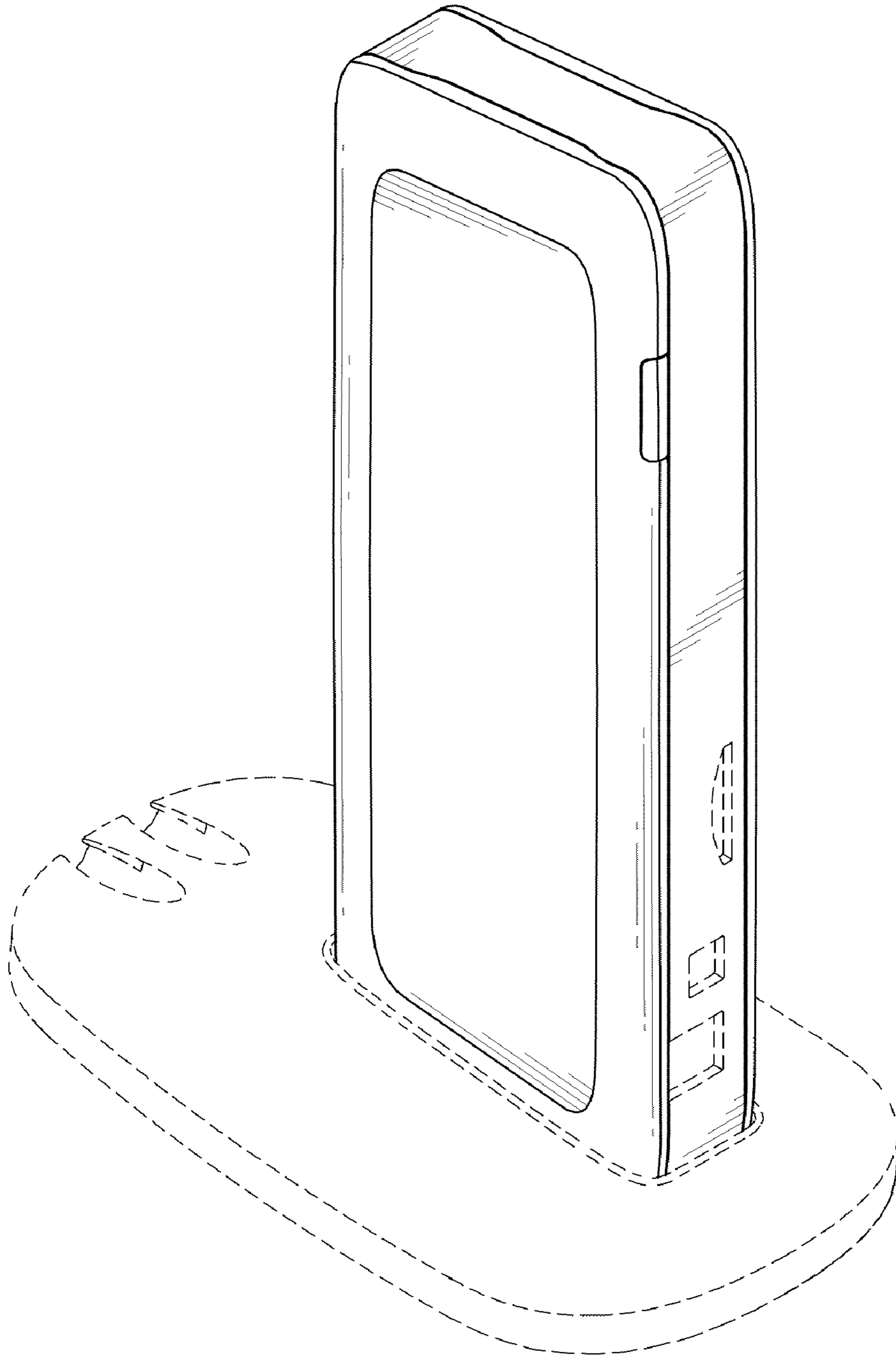


FIG. 8