



US00D647893S

(12) **United States Design Patent**
Nuovo et al.

(10) **Patent No.:** **US D647,893 S**

(45) **Date of Patent:** **** Nov. 1, 2011**

(54) **HANDSET**

(75) Inventors: **Frank Nuovo**, Los Angeles, CA (US);
Jonathan Dry, Newbury Park, CA (US)

(73) Assignee: **Nokia Corporation**, Espoo (FI)

(**) Term: **14 Years**

(21) Appl. No.: **29/358,748**

(22) Filed: **Mar. 31, 2010**

(51) **LOC (9) Cl.** **14-03**

(52) **U.S. Cl.** **D14/248**

(58) **Field of Classification Search** D14/250,
D14/252, 253, 248, 249, 440, 203.7, 217,
D14/203.3, 203.4; D3/201, 218, 269; 220/4.02;
224/191, 241, 245; 379/426, 433.01; 455/575.1,
455/575.8

See application file for complete search history.

(56) **References Cited**

U.S. PATENT DOCUMENTS

D378,366	S	*	3/1997	Nagele et al.	D13/103
D465,774	S	*	11/2002	Nuovo	D14/138 AA
D499,709	S	*	12/2004	Nuovo et al.	D14/138 AA
D501,454	S	*	2/2005	Nuovo et al.	D14/138 AA
D517,057	S	*	3/2006	Nuovo et al.	D14/248
D574,818	S	*	8/2008	Nuovo	D14/248
D603,855	S	*	11/2009	Nuovo et al.	D14/248
D603,856	S	*	11/2009	Nuovo et al.	D14/248
D604,283	S	*	11/2009	Nuovo et al.	D14/248
D614,178	S	*	4/2010	Nuovo et al.	D14/248
D627,769	S	*	11/2010	Kumagai	D14/248
D630,200	S	*	1/2011	Ruohonen et al.	D14/248
D634,312	S	*	3/2011	Dry et al.	D14/248

FOREIGN PATENT DOCUMENTS

TW	D126645	12/2008
TW	D134381	4/2010

OTHER PUBLICATIONS

Taiwan Office Action, Application No. 099303567, 4 pages, issued Apr. 20, 2011.

* cited by examiner

Primary Examiner — Cynthia M Chin

Assistant Examiner — Sheryl Lane

(74) *Attorney, Agent, or Firm* — Banner & Witcoff, Ltd.

(57) **CLAIM**

The ornamental design for a handset, as shown and described.

DESCRIPTION

FIG. 1 is a perspective front view of a handset showing our new design;

FIG. 2 is a perspective rear view thereof;

FIG. 3 is a front view thereof;

FIG. 4 is rear view thereof;

FIG. 5 is a left side view thereof;

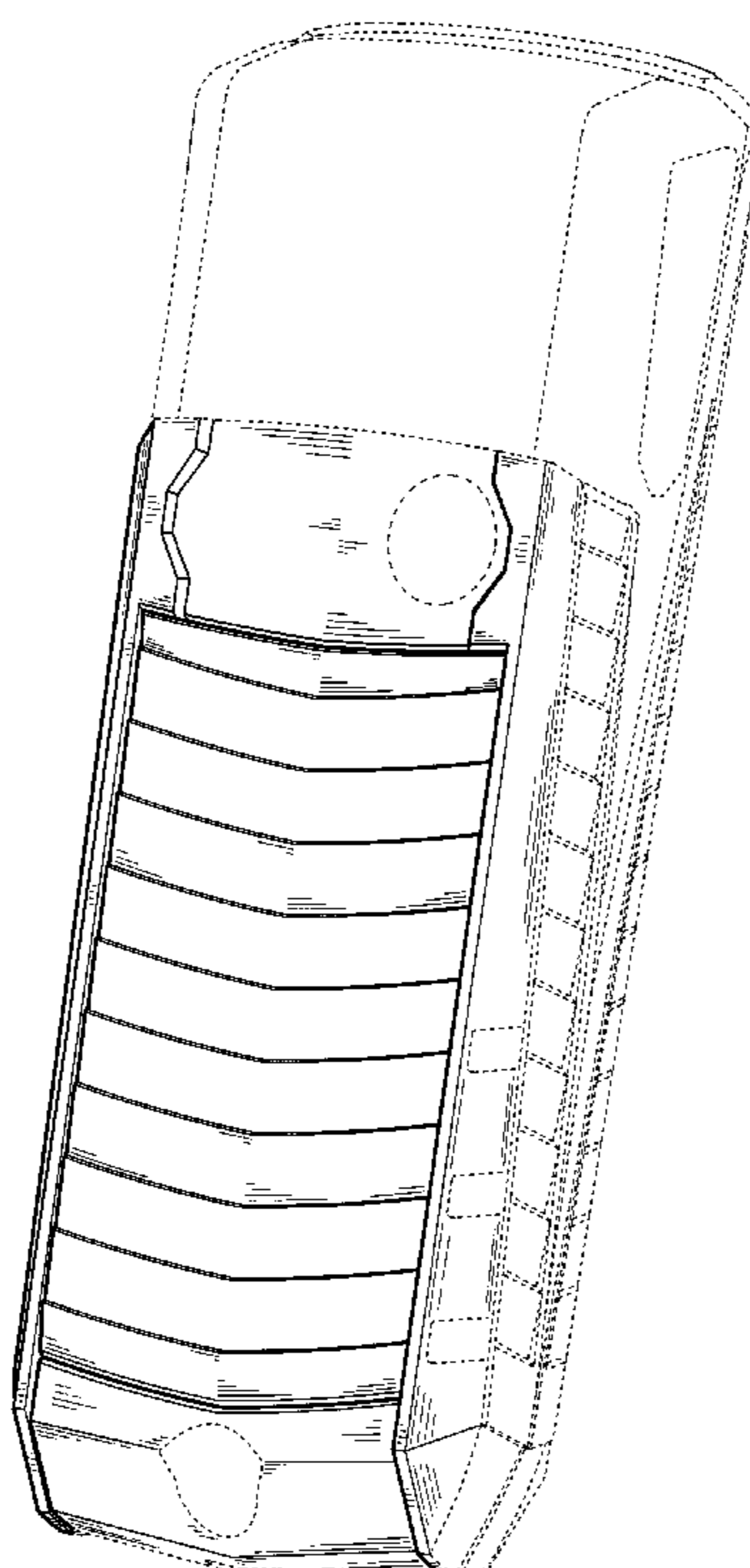
FIG. 6 is a right side view thereof;

FIG. 7 is a top view thereof; and,

FIG. 8 is a bottom view thereof.

The broken line showing of the environmental structure of the handset in FIGS. 1-8 is for illustrative purposes only and forms no part of the claimed design.

1 Claim, 6 Drawing Sheets



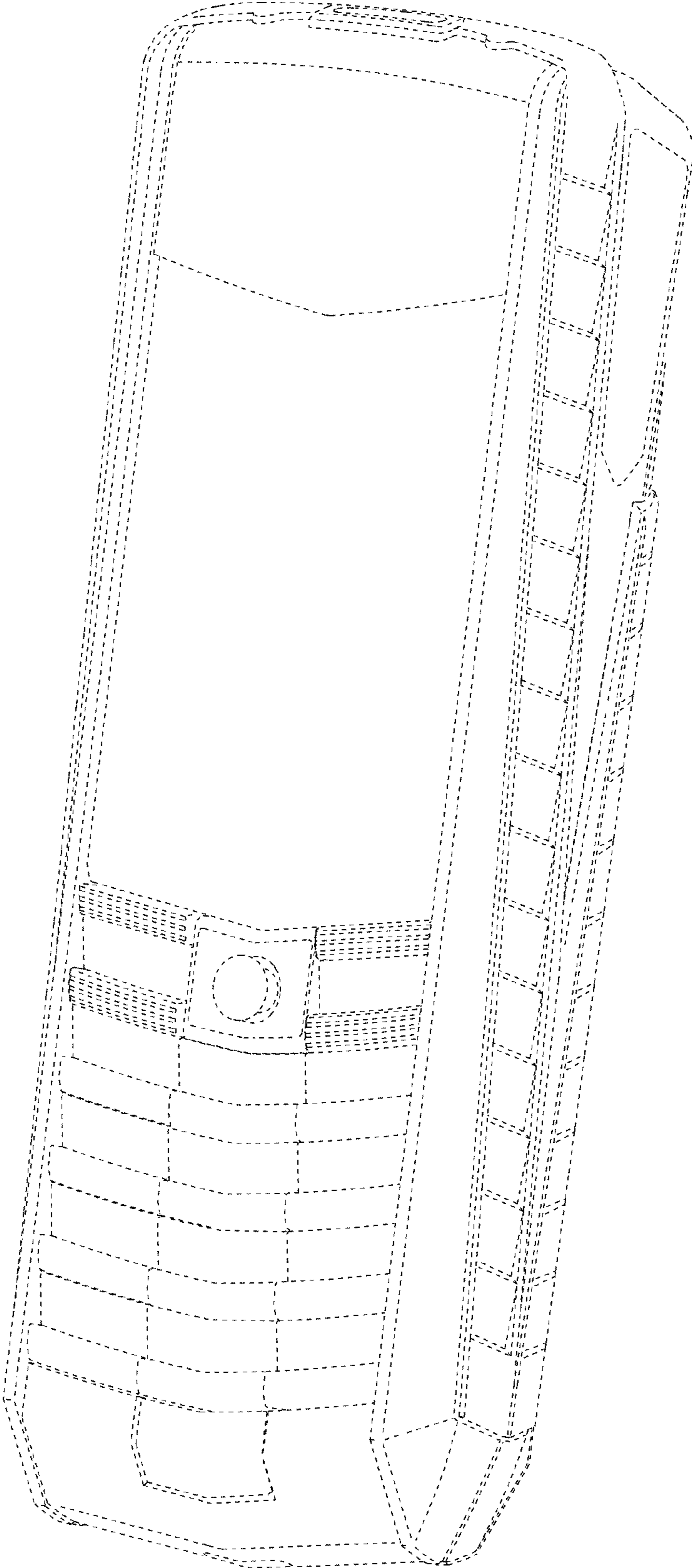


FIG. 1

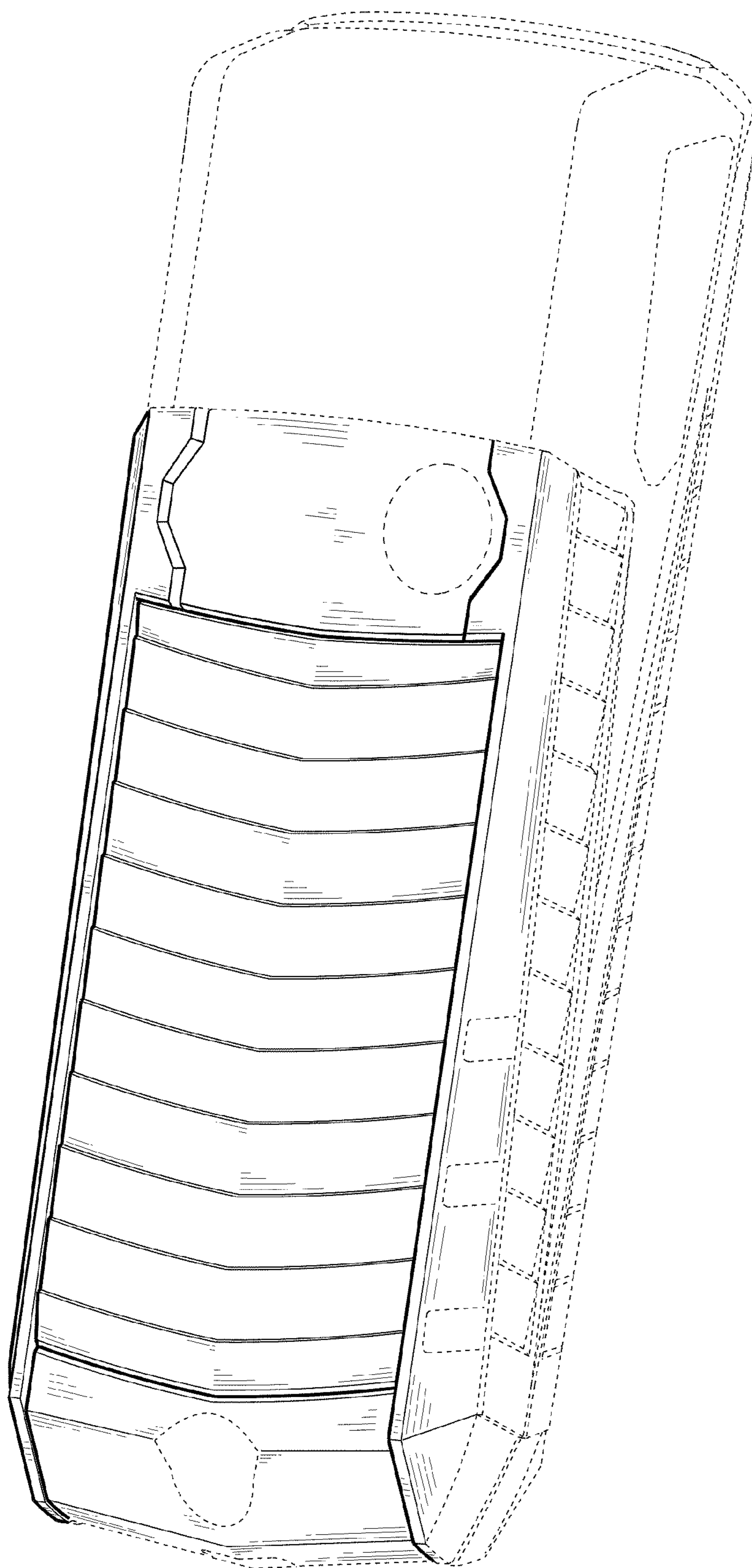


FIG. 2




FIG. 3

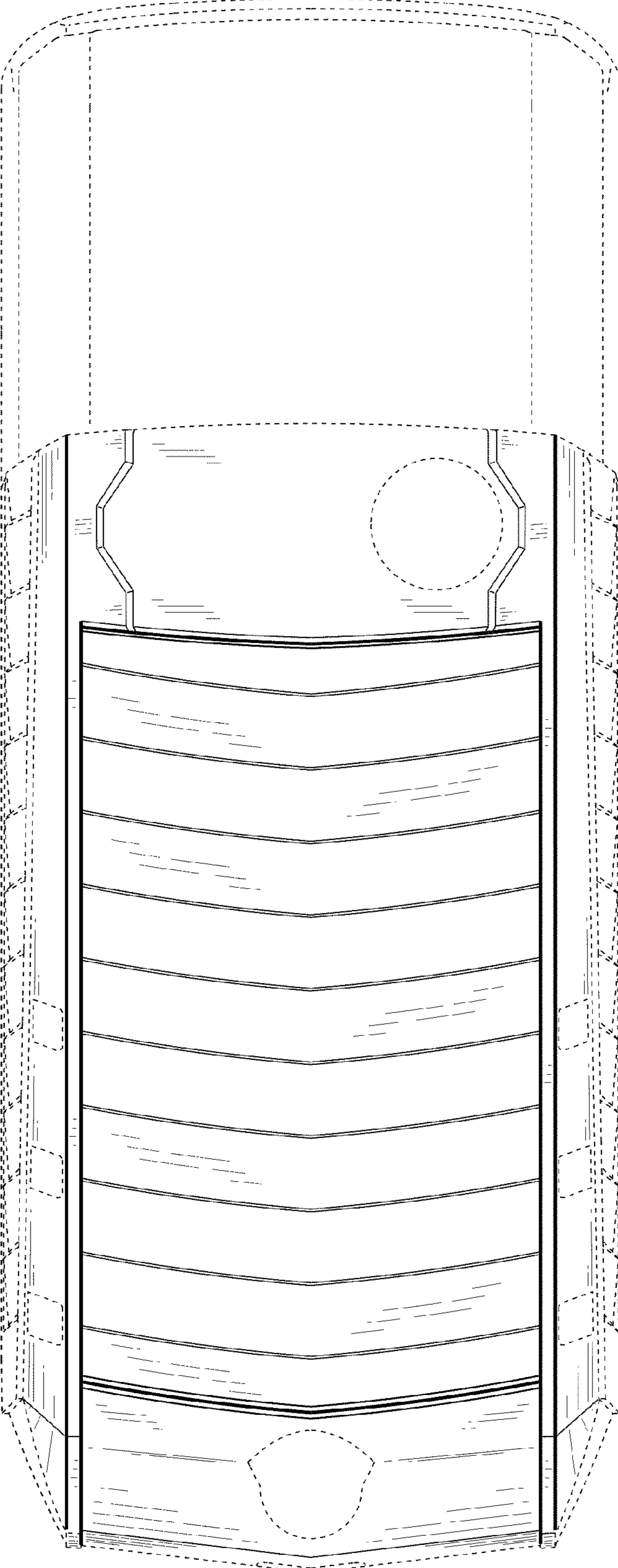


FIG.4

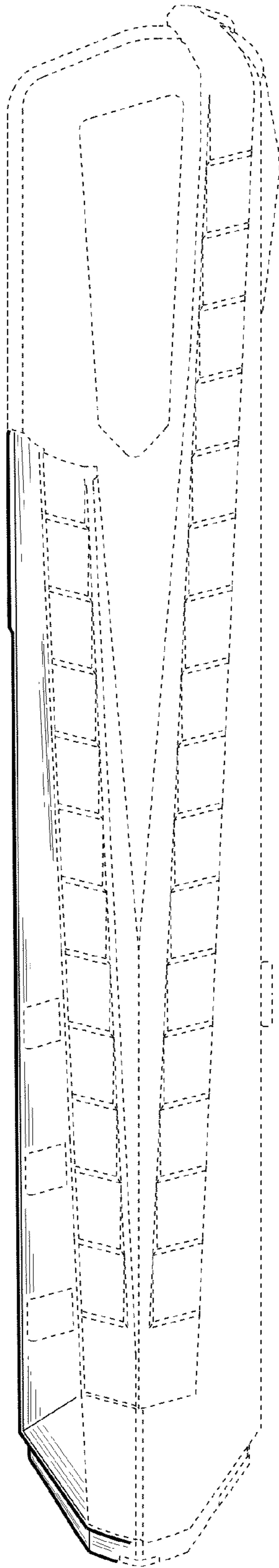


FIG. 5

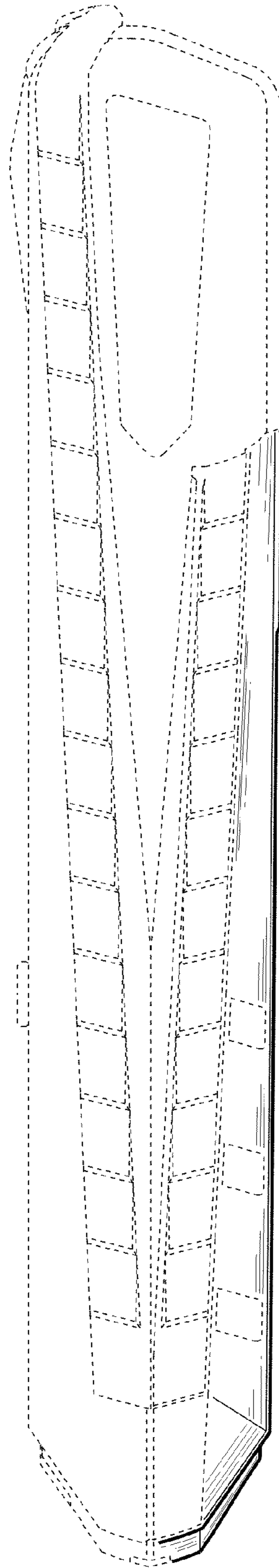


FIG. 6

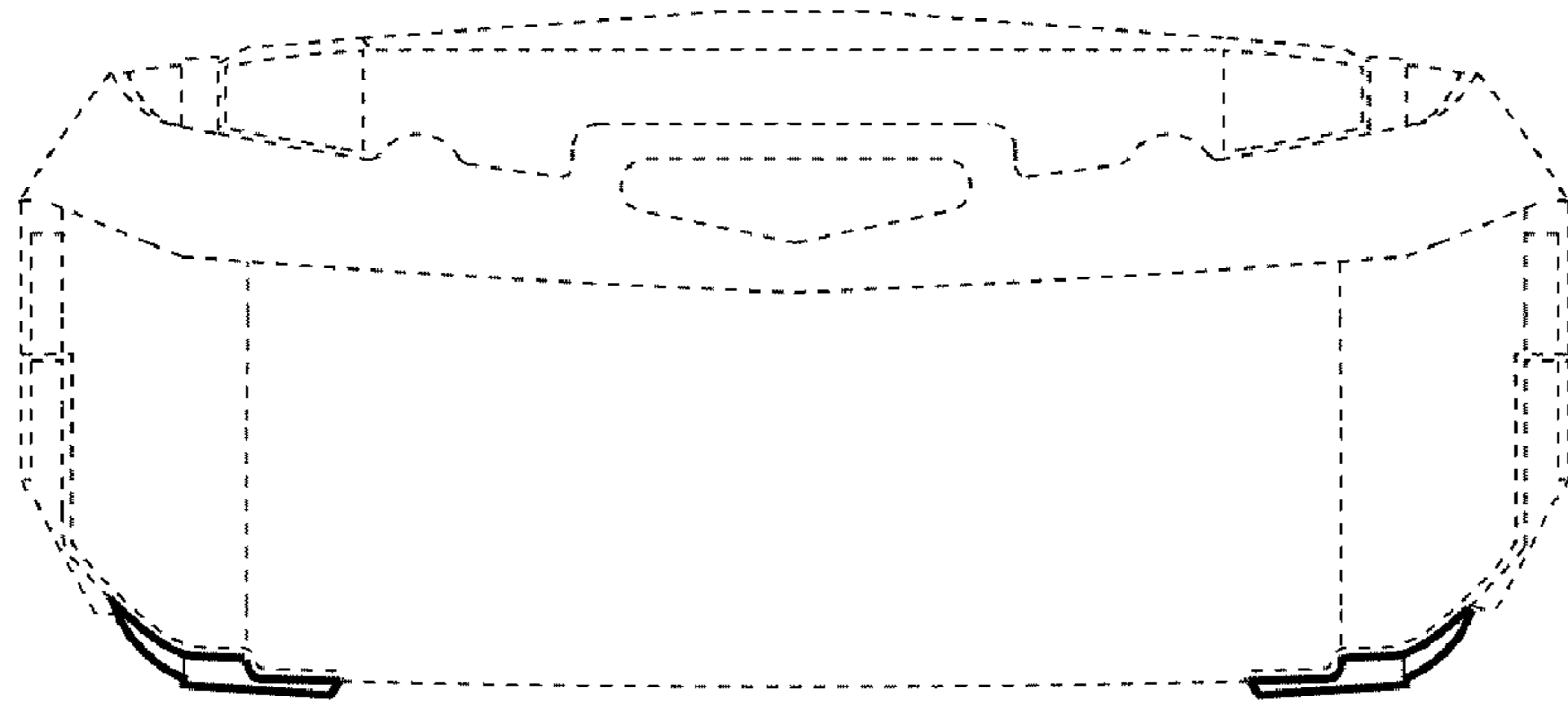


FIG. 7

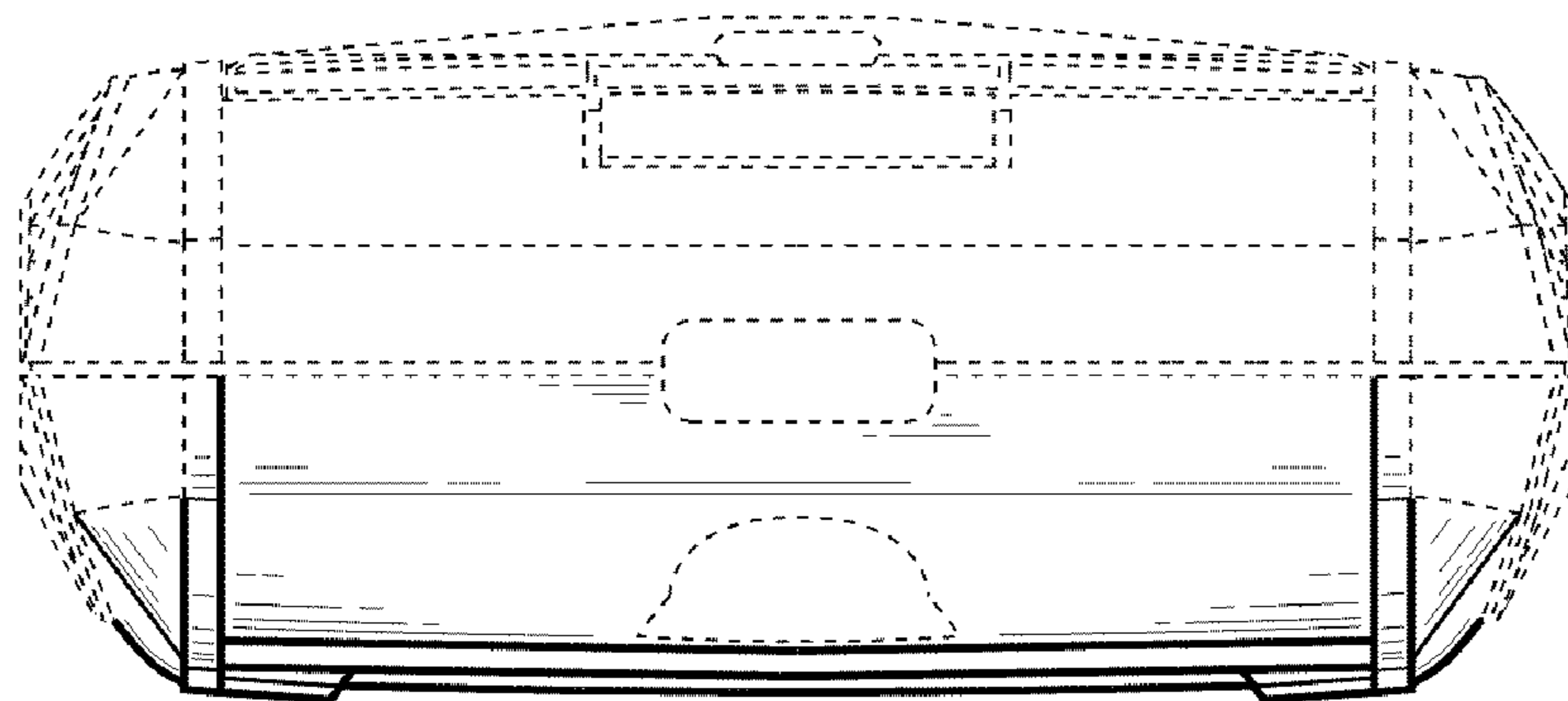


FIG. 8