



US00D647883S

(12) **United States Design Patent**
Kim et al.

(10) **Patent No.:** **US D647,883 S**
(45) **Date of Patent:** **** Nov. 1, 2011**

(54) **REMOTE CONTROLLER FOR TV RECEIVER**

(75) Inventors: **Jae-Hyung Kim**, Kyunggi-do (KR);
Bo-Kyung Seong, Seoul (KR)

(73) Assignee: **Samsung Electronics Co., Ltd.**,
Kyunggi-do (KR)

(**) Term: **14 Years**

(21) Appl. No.: **29/373,297**

(22) Filed: **Mar. 25, 2011**

(30) **Foreign Application Priority Data**

Dec. 20, 2010 (KR) 30-2010-0054965

(51) **LOC (9) Cl.** **14-03**

(52) **U.S. Cl.** **D14/218**

(58) **Field of Classification Search** D14/218,
D14/455; D13/168; D21/566; D10/104,
D10/106; 345/169; 348/14.05, 114, 211.99,
348/734; 340/825.24; 341/22; 455/92, 95,
455/128, 151.1-151.4, 352, 355, FOR. 121;
700/65

See application file for complete search history.

(56) **References Cited**

U.S. PATENT DOCUMENTS

D409,201 S	5/1999	Barraza et al.
D515,041 S	2/2006	Yun et al.
D521,459 S	5/2006	Yun et al.
D525,212 S	7/2006	Kim
D531,993 S	11/2006	Choi et al.
D532,779 S	11/2006	Kim et al.
D546,320 S	7/2007	Choi
D551,632 S	9/2007	Kim
D555,107 S	11/2007	Choi et al.
D559,201 S	1/2008	Oh et al.
D559,202 S	1/2008	Sim et al.
D564,977 S	3/2008	Youn et al.
D577,713 S	9/2008	Kim et al.

D583,363 S	12/2008	Song et al.
D597,082 S	7/2009	Bang et al.
D602,915 S	10/2009	Song et al.
D602,916 S	10/2009	Won et al.
D609,221 S	2/2010	Kim et al.
D609,222 S	2/2010	Shin
D618,666 S	6/2010	Shin
D621,372 S	8/2010	Won et al.
D625,276 S	10/2010	Won et al.
D629,799 S	* 12/2010	Andre et al. D14/341
D632,264 S	2/2011	Choi et al.
D632,265 S	2/2011	Choi et al.
D634,715 S	3/2011	Choi et al.
D634,734 S	3/2011	Cho
D636,353 S	4/2011	Choi et al.

OTHER PUBLICATIONS

U.S. Appl. No. 29/349,413, Applicant: Kyoung-Hoon Kim, et al.,
entitled Remote Controller for Television Receiver.

U.S. Appl. No. 29/373,291, Applicant: Jae-Hyung Kim, et al.,
entitled Remote Controller for TV Receiver.

* cited by examiner

Primary Examiner — Celia Murphy

Assistant Examiner — John Windmuller

(74) *Attorney, Agent, or Firm* — Flynn, Thiel, Boutell &
Tanis, P.C.

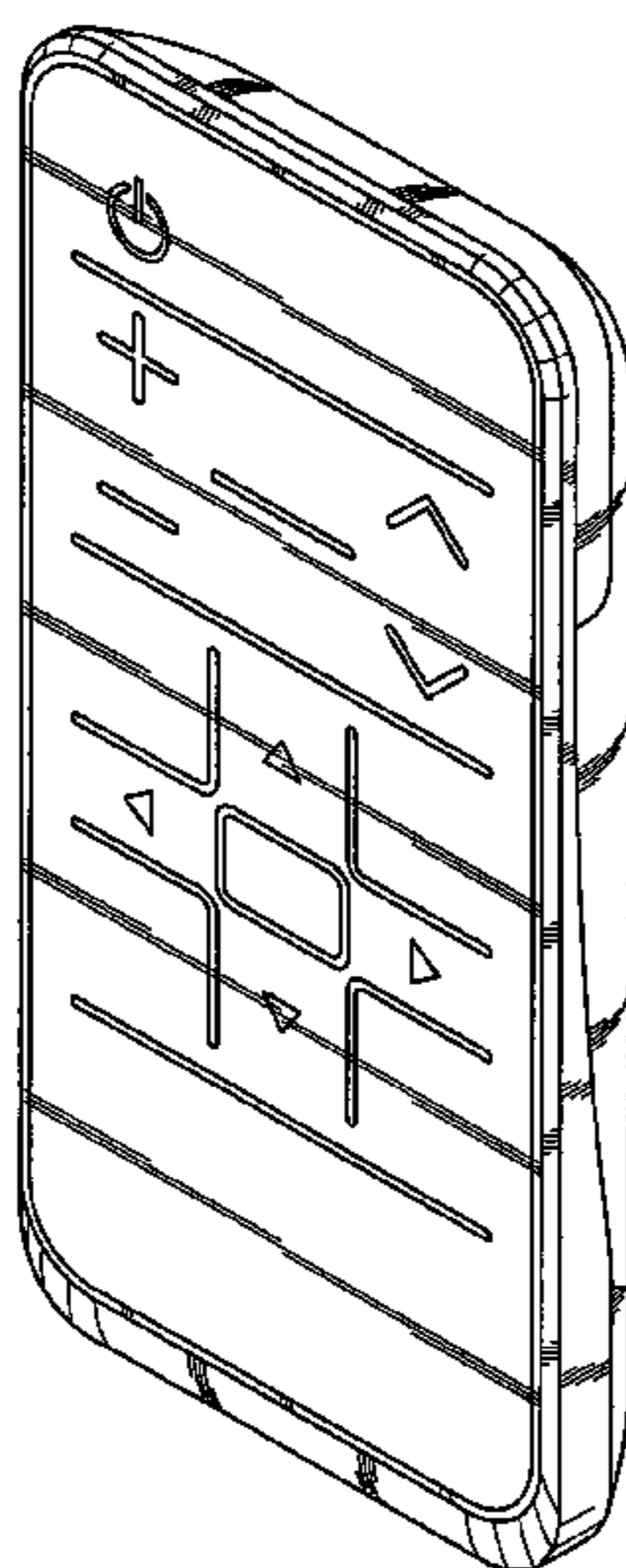
(57) **CLAIM**

The ornamental design for a remote controller for TV
receiver, as shown and described.

DESCRIPTION

FIG. 1 is a top front perspective view of a remote controller
for TV receiver showing our new design;
FIG. 2 is a front elevational view thereof;
FIG. 3 is a rear elevational view thereof;
FIG. 4 is a left side elevational view thereof;
FIG. 5 is a right side elevational view thereof;
FIG. 6 is a top plan view thereof; and,
FIG. 7 is a bottom plan view thereof.

1 Claim, 4 Drawing Sheets



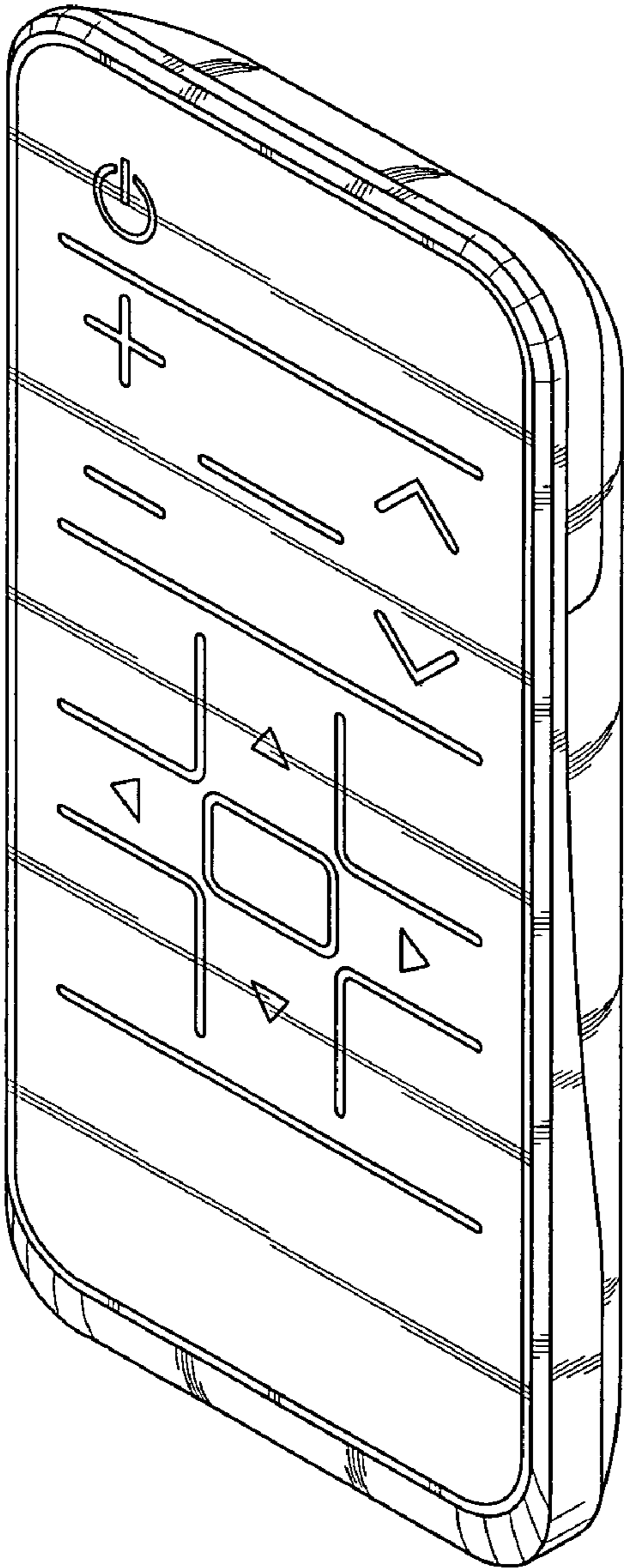


FIG.1

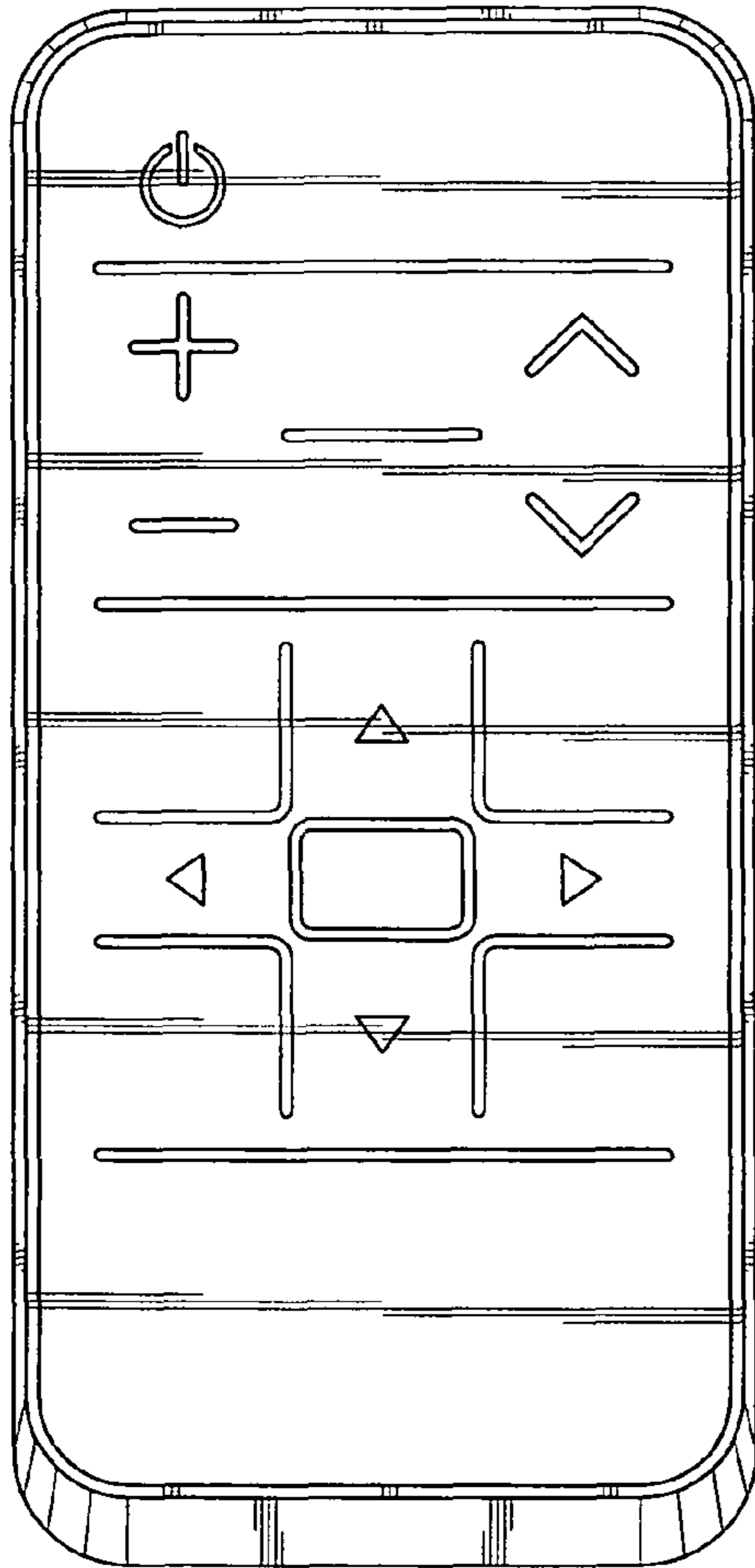


FIG. 2

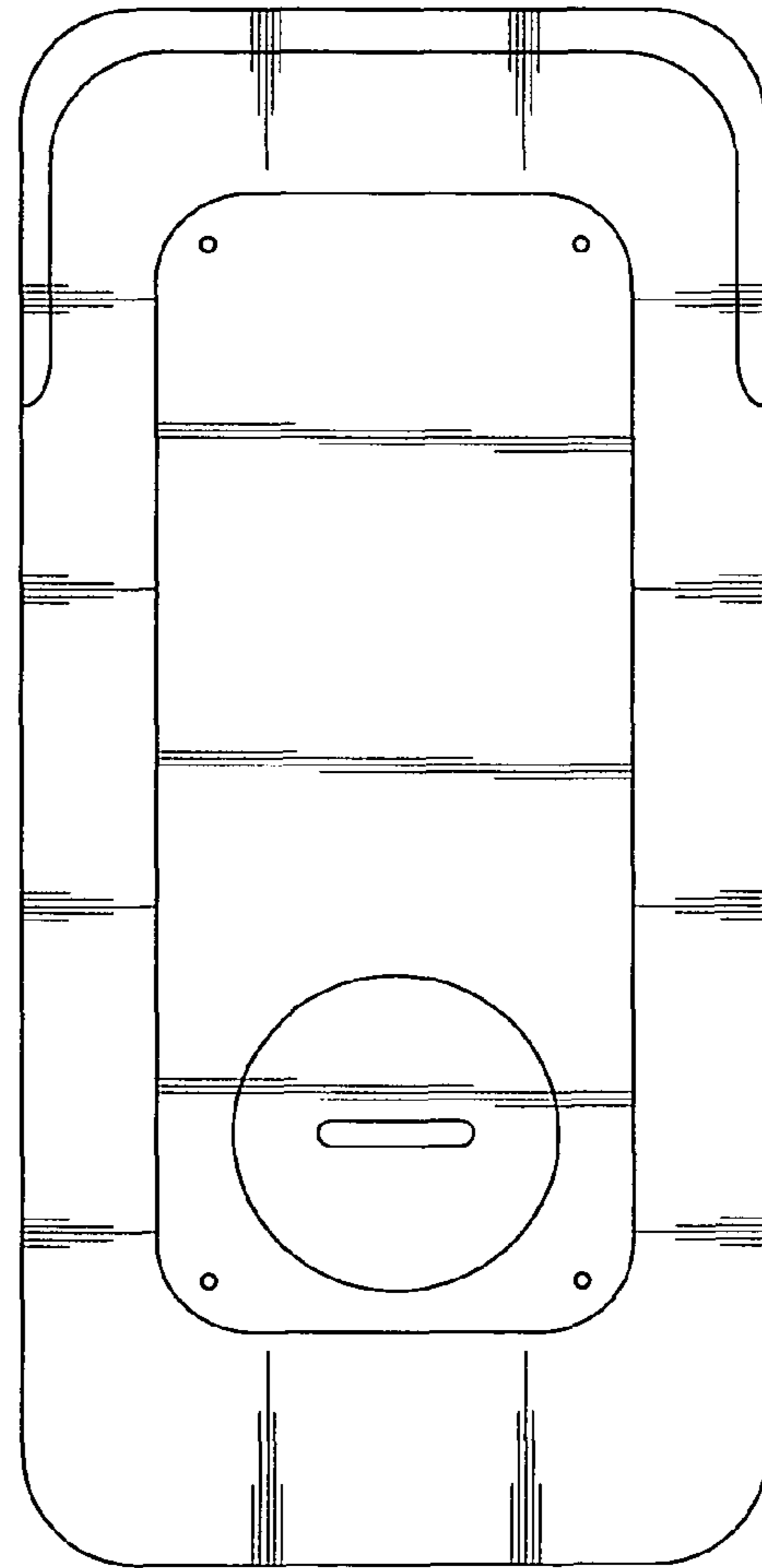


FIG. 3

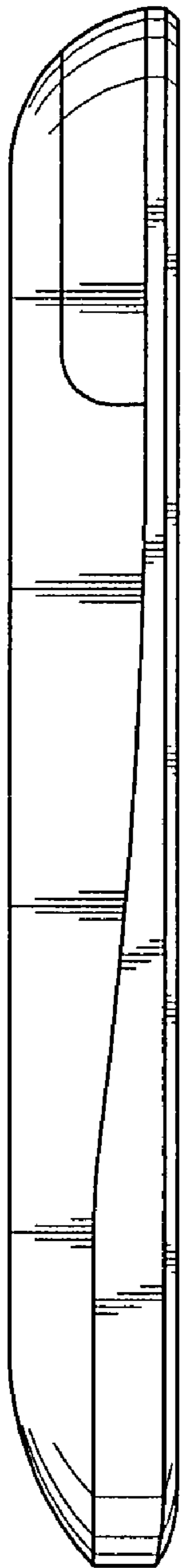


FIG. 4

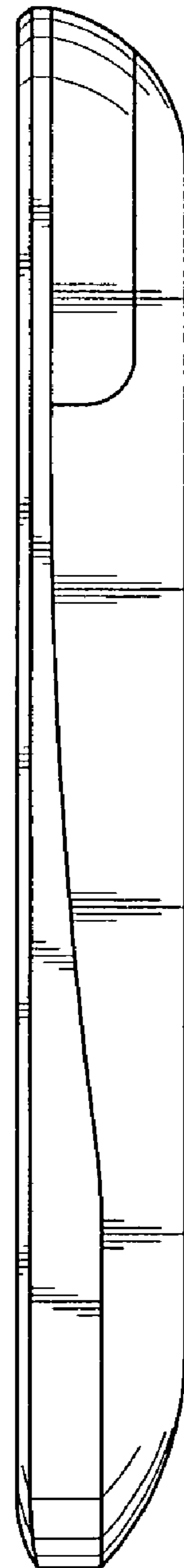


FIG. 5




FIG. 6




FIG. 7