

US00D647862S

(12) **United States Design Patent**  
**Sieff**

(10) **Patent No.:** **US D647,862 S**

(45) **Date of Patent:** **\*\* Nov. 1, 2011**

(54) **SPARK PLUG WIRE**

(75) Inventor: **Bill Sieff**, North Haven, CT (US)

(73) Assignee: **Moroso Performance Products, Inc.**,  
Guilford, CT (US)

(\*\*) Term: **14 Years**

(21) Appl. No.: **29/330,090**

(22) Filed: **Dec. 29, 2008**

(51) **LOC (9) Cl.** ..... **13-03**

(52) **U.S. Cl.** ..... **D13/153**

(58) **Field of Classification Search** ..... D13/133,  
D13/153-156, 184, 199; D8/354, 356; 174/102 D,  
174/102 E, 109, 107, 135, 93, 156, 153 G,  
174/68.1, 68.3, 101, 102 R, 110 R, 121 R,  
174/71 R, 88 R, 95, 117 F, 117 R, 504 A;  
385/100-115

See application file for complete search history.

(56) **References Cited**

U.S. PATENT DOCUMENTS

1,718,920	A *	6/1929	Frederickson	.....	174/124 R
1,749,740	A *	3/1930	Frederickson	.....	174/121 R
D109,300	S *	4/1938	Harvey	.....	D13/153
D224,786	S	9/1972	Shlesinger, Jr.		
4,045,611	A *	8/1977	Torgerson	.....	174/121 SR
4,131,759	A *	12/1978	Felkel	.....	174/107
4,187,391	A *	2/1980	Voser	.....	174/106 R
5,414,211	A *	5/1995	Chan	.....	174/36
D376,786	S	12/1996	Binzel, Jr.		

6,229,092	B1 *	5/2001	Pirovano	.....	174/93
6,288,328	B1 *	9/2001	Brake et al.	.....	174/28
6,288,337	B1	9/2001	Sato et al.		
D494,935	S	8/2004	Milan		
6,828,501	B2 *	12/2004	Eves et al.	.....	174/36
D512,025	S	11/2005	Frederick et al.		
D585,383	S *	1/2009	Sieff	.....	D13/153
7,554,038	B2 *	6/2009	Oga et al.	.....	174/102 R
2007/0199730	A1 *	8/2007	Fazakas	.....	174/102 R

\* cited by examiner

*Primary Examiner* — Rosemary K Tarcza

(74) *Attorney, Agent, or Firm* — St. Onge Steward Johnston  
& Reens LLC

(57) **CLAIM**

The ornamental design for a spark plug wire, as shown and described.

**DESCRIPTION**

FIG. 1 is a front perspective view of a spark plug wire in accordance with the new design;

FIG. 2 is a side view thereof;

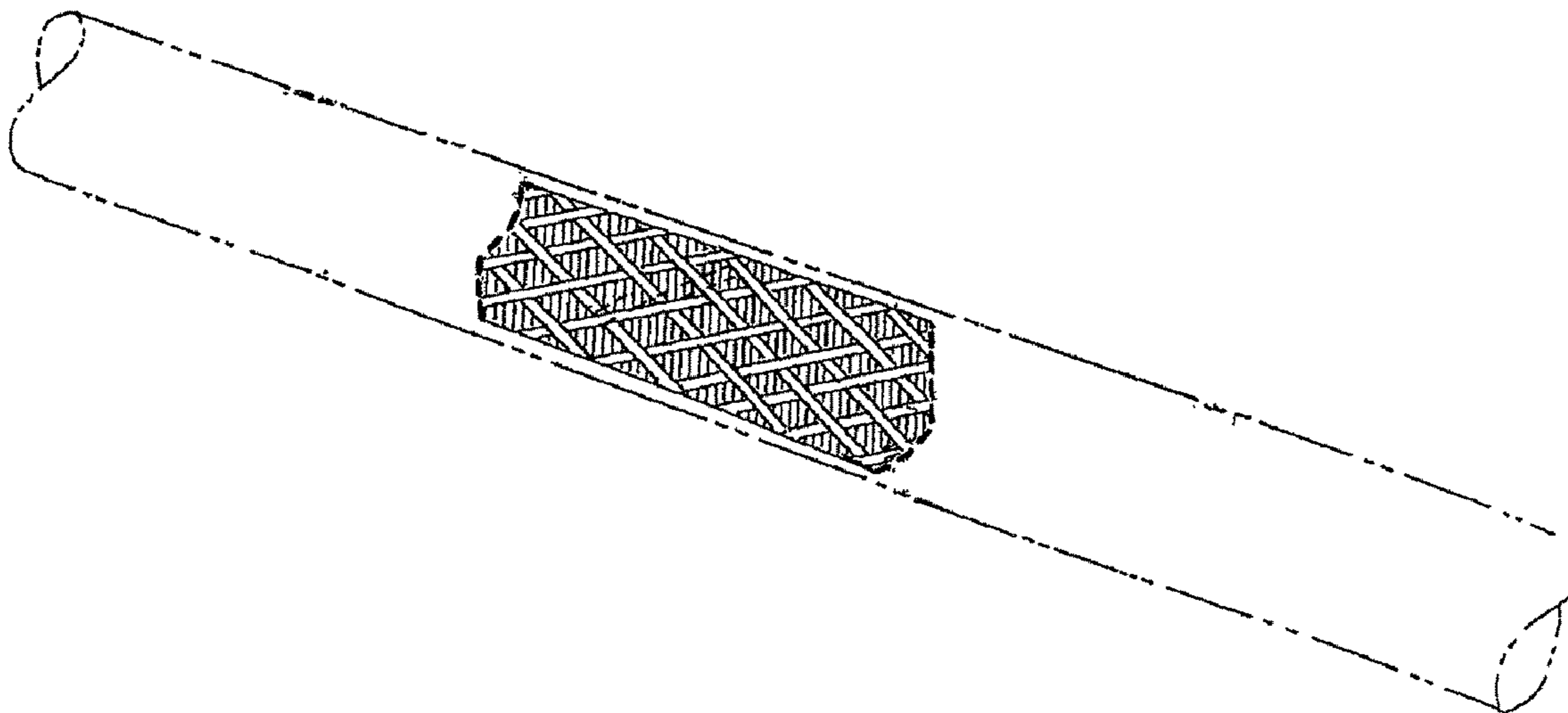
FIG. 3 is an end view thereof; and,

FIG. 4 is a side view of an alternate embodiment thereof.

The phantom lines shown in FIGS. 1-4 are directed to environment and are for illustrative purposes only; the broken lines form no part of the claimed design. The broken lines shown in FIGS. 1, 2, and 4 immediately adjacent to the shaded areas illustrate that the spark plug wire is of no particular length.

The drawings are lined for color.

**1 Claim, 2 Drawing Sheets**



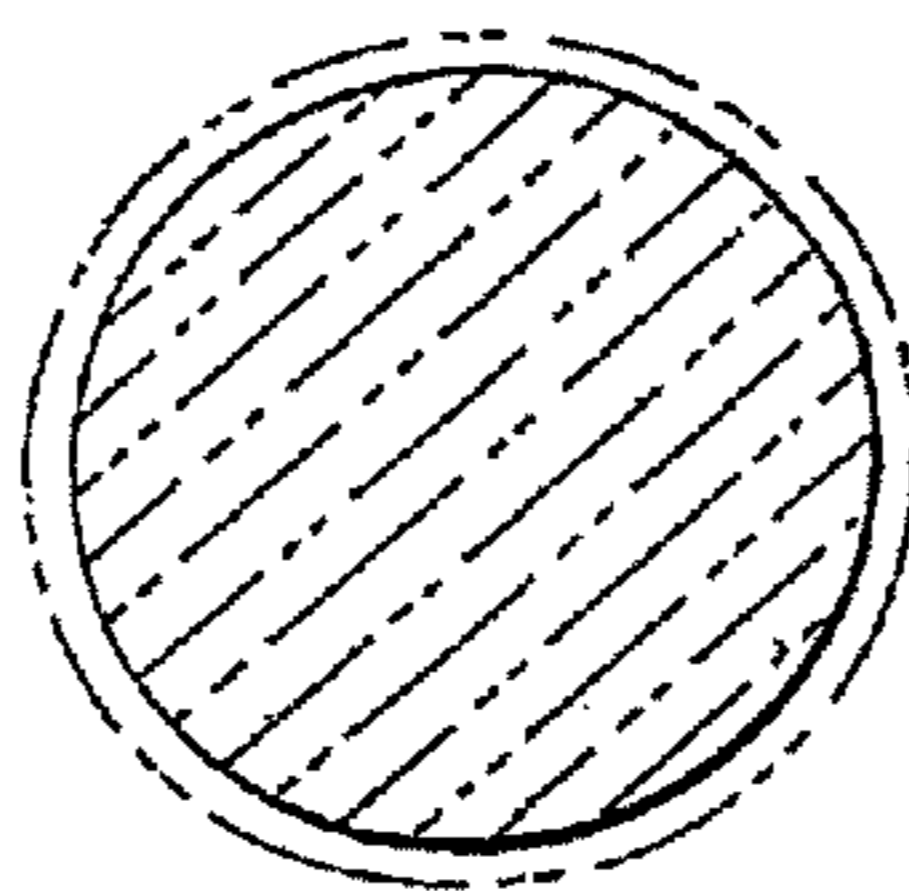
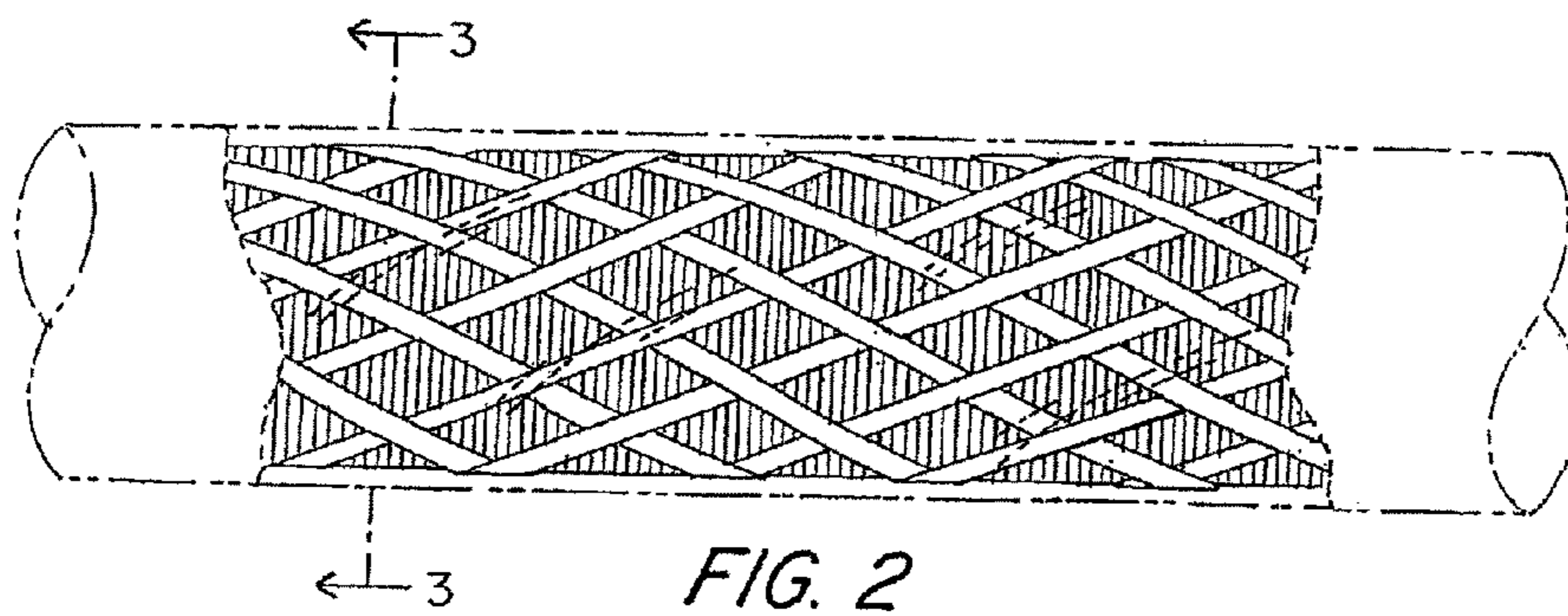
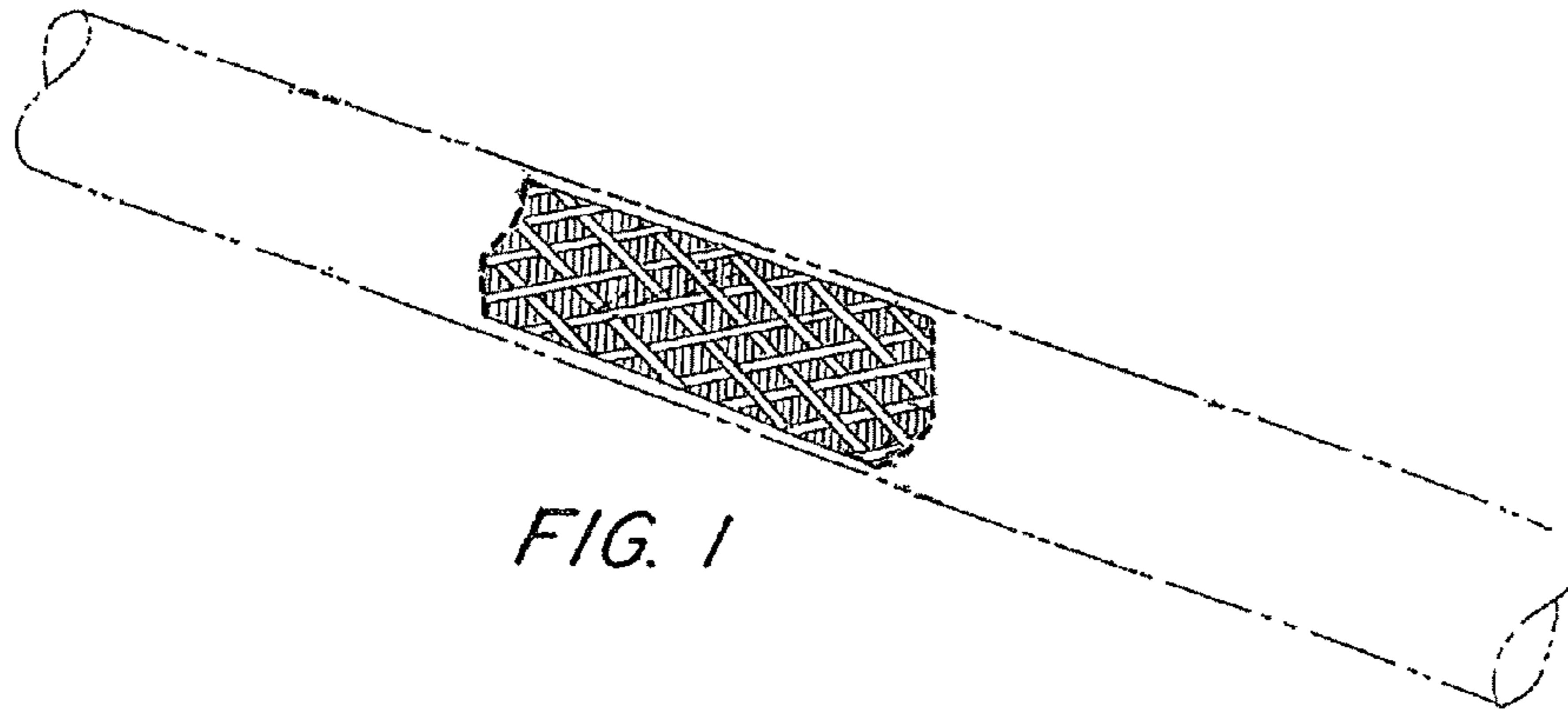
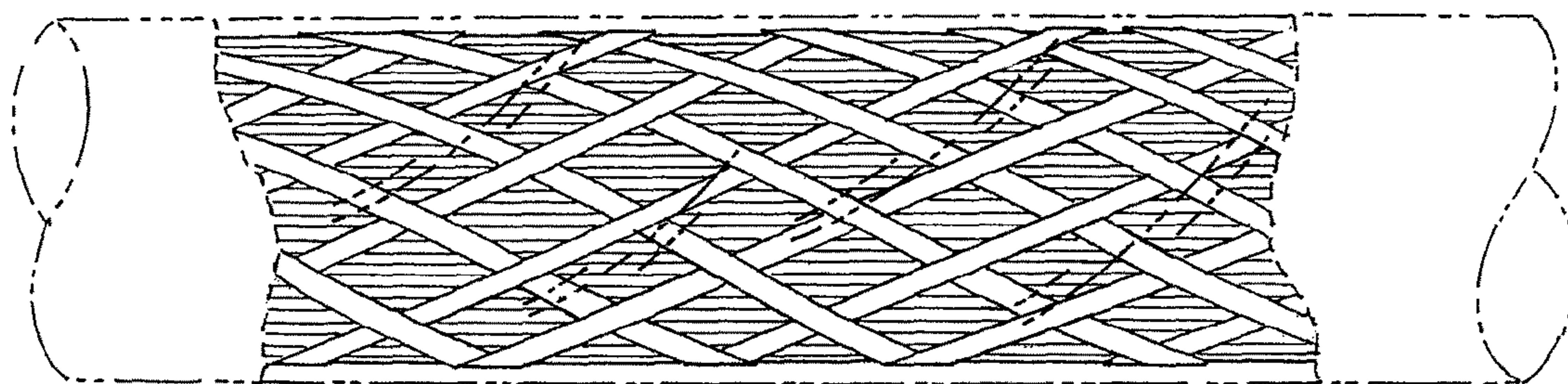


FIG. 3



*FIG. 4*