



US00D647831S

(12) **United States Design Patent**
Murakawa et al.

(10) **Patent No.:** **US D647,831 S**

(45) **Date of Patent:** **** Nov. 1, 2011**

(54) **REAR BUMPER FOR AN AUTOMOBILE**

(75) Inventors: **Atsushi Murakawa**, Saitama (JP);
Katsunori Ogawa, Saitama (JP)

(73) Assignee: **Honda Motor Co., Ltd.**, Tokyo (JP)

(**) Term: **14 Years**

(21) Appl. No.: **29/391,749**

(22) Filed: **May 12, 2011**

(30) **Foreign Application Priority Data**

Nov. 15, 2010 (JP) 2010-027408

(51) **LOC (9) Cl.** **12-16**

(52) **U.S. Cl.** **D12/169**

(58) **Field of Classification Search** D12/169,
D12/196, 171, 216, 163, 86, 90-92; 293/102,
293/113, 115, 117, 120; 296/180.1, 180.2
See application file for complete search history.

(56) **References Cited**

U.S. PATENT DOCUMENTS

D583,723 S * 12/2008 Murakami D12/169
D589,416 S * 3/2009 Osborne et al. D12/169
D592,567 S * 5/2009 Saracoglu D12/169

D600,176 S * 9/2009 Yamazaki et al. D12/169
D600,603 S * 9/2009 Di Buduo D12/169
D623,568 S * 9/2010 Ward D12/169
D626,470 S * 11/2010 Komuro D12/169
D628,945 S * 12/2010 Ino et al. D12/169
D631,407 S * 1/2011 Kuze D12/169
D632,232 S * 2/2011 Matei et al. D12/169
D637,123 S * 5/2011 Lamm et al. D12/169
D640,613 S * 6/2011 Bauer et al. D12/169
D640,616 S * 6/2011 Schell et al. D12/169

* cited by examiner

Primary Examiner — Melody N Brown

(74) *Attorney, Agent, or Firm* — Westerman, Hattori,
Daniels & Adrian, LLP

(57) **CLAIM**

What is claimed is; the ornamental design for, a rear bumper for an automobile, as shown and described.

DESCRIPTION

FIG. 1 is a perspective view of A rear bumper for an automobile, showing our new design;
FIG. 2 is a front elevation view thereof;
FIG. 3 is a top plan view thereof;
FIG. 4 is a right side elevation view thereof; and,
FIG. 5 is a left side elevation view thereof.
The broken lines are for illustrative purposes only and form no part of the claimed design.

1 Claim, 3 Drawing Sheets

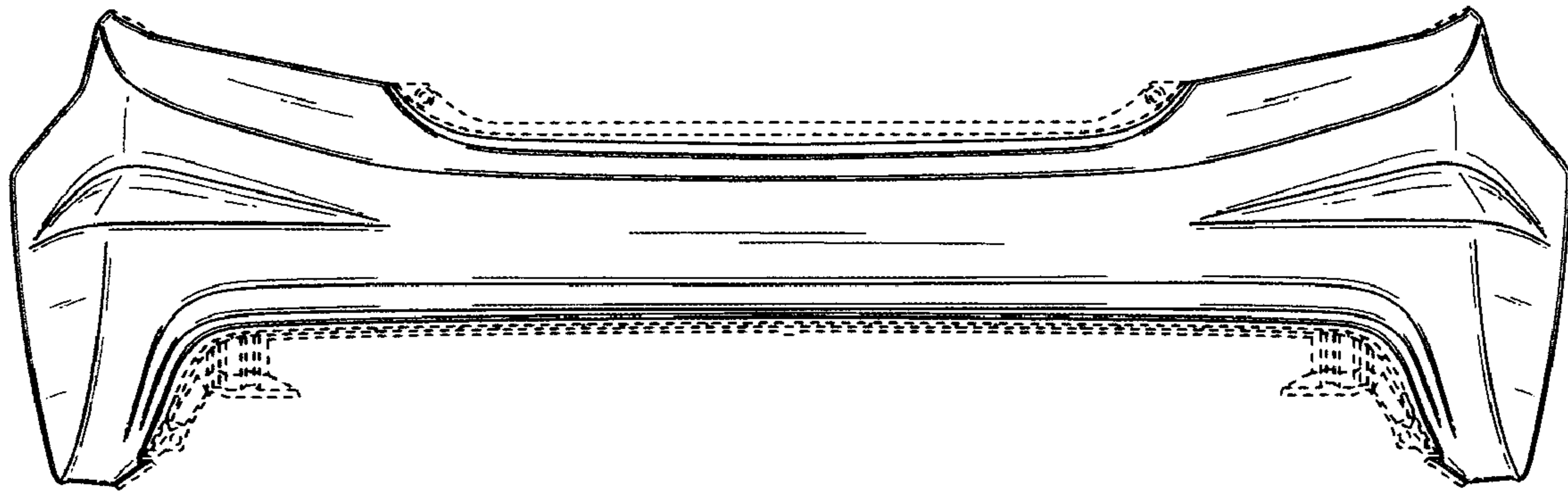


Fig.1

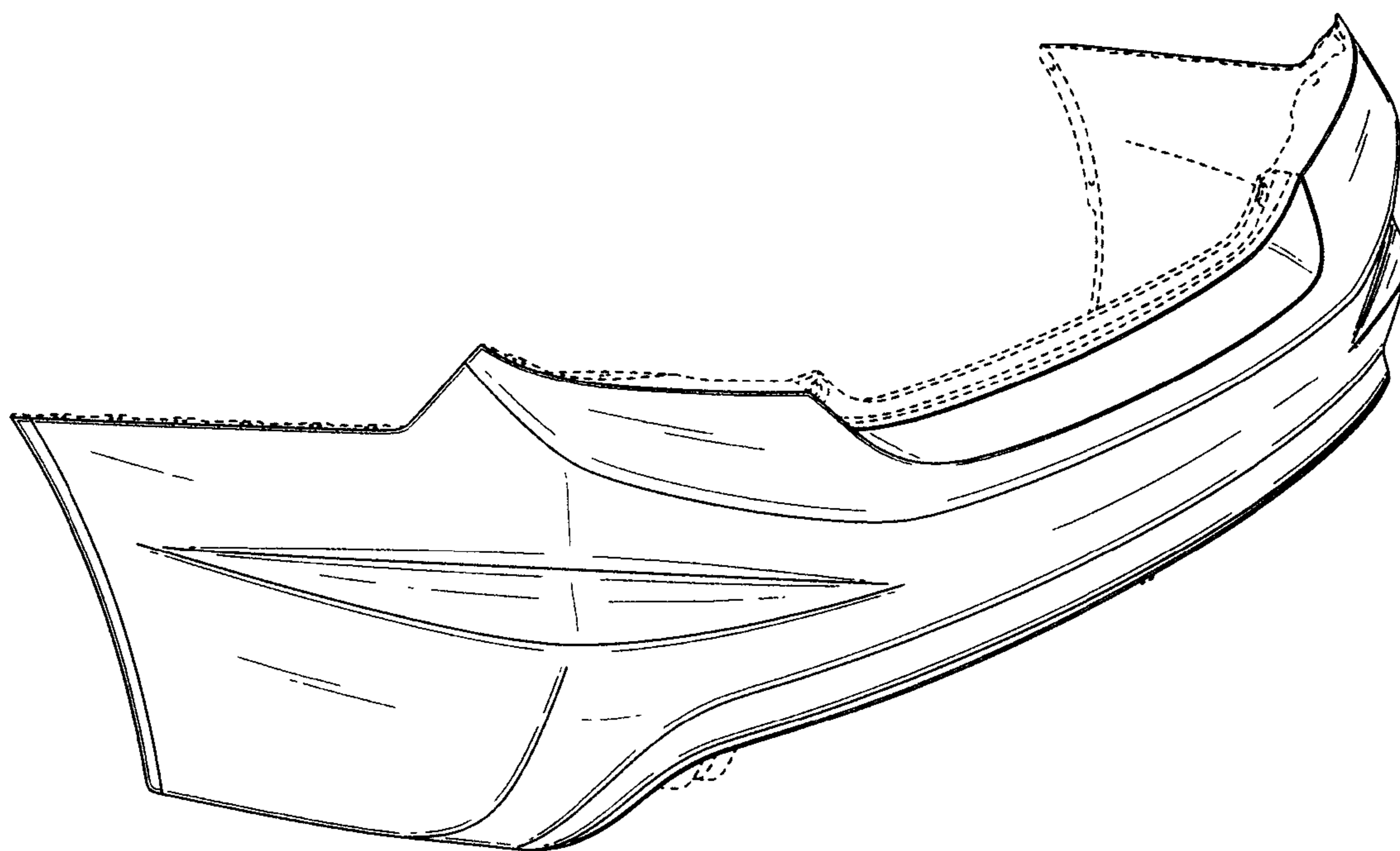


Fig.2

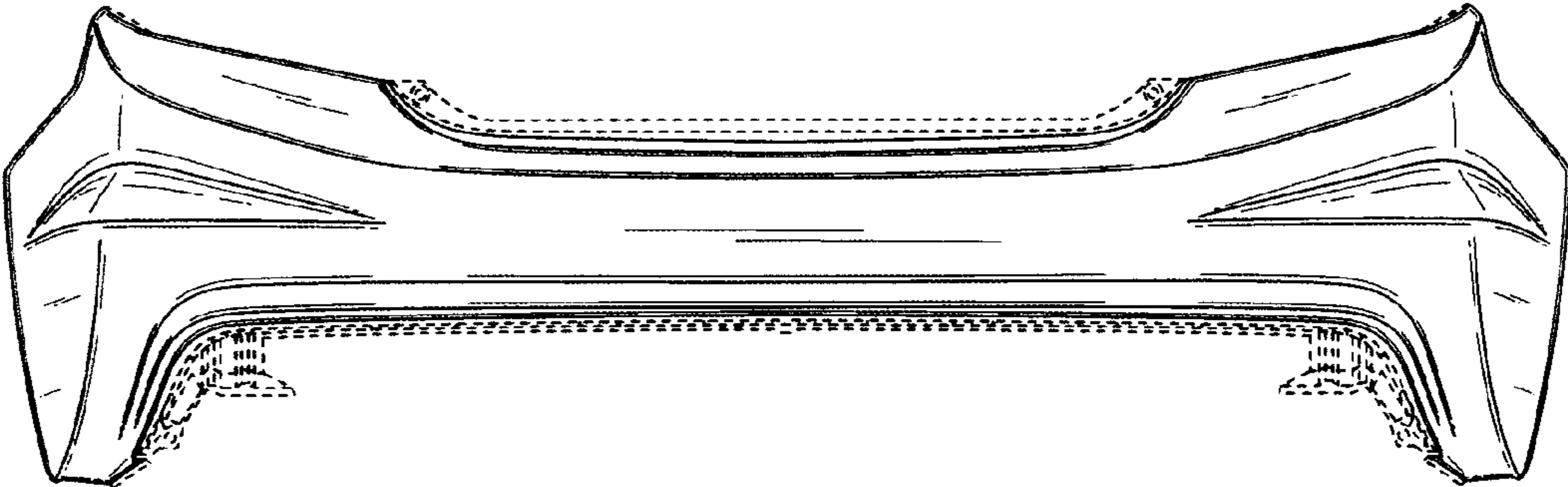


Fig.3




Fig.4




Fig.5

