

US00D647829S

(12) **United States Design Patent**
Medina et al.

(10) **Patent No.:** **US D647,829 S**
(45) **Date of Patent:** **** Nov. 1, 2011**

(54) **AIR INTAKE GRILLE**
(75) Inventors: **Dimitri T. Medina**, Plano, TX (US);
Derek Sancer, Denton, TX (US); **Justin**
Drummond, Savannah, TX (US)

(73) Assignee: **PACCAR Inc**, Bellevue, WA (US)

(**) Term: **14 Years**

(21) Appl. No.: **29/388,474**

(22) Filed: **Mar. 29, 2011**

(51) **LOC (9) Cl.** **12-16**

(52) **U.S. Cl.** **D12/163**

(58) **Field of Classification Search** D12/163,
D12/196, 86, 90-92, 216, 96, 97, 173; 180/68.1,
180/68.6, 69.2, 69.21; 296/193.11; 123/198.5;
55/385.3

See application file for complete search history.

“T300,” Kenworth Truck Company, Kirkland, Washington, 2001,
16-page brochure.

“T300,” Kenworth Truck Company, Kirkland, Washington, 2005,
16-page brochure.

“470H,” Kenworth Truck Company, Kirkland, Washington, 2009,
2-page brochure.

“T660,” Kenworth Truck Company, Kirkland, Washington, 2007,
36-page brochure.

“T660,” Kenworth Truck Company, Kirkland, Washington, 2009,
36-page brochure.

* cited by examiner

Primary Examiner — Melody N Brown

(74) *Attorney, Agent, or Firm* — Christensen O’Connor
Johnson Kindness PLLC

(57) **CLAIM**

The ornamental design for an air intake grille, as shown and
described.

(56) **References Cited**

U.S. PATENT DOCUMENTS

D502,898 S * 3/2005 Delashaw et al. D12/163

D526,942 S 8/2006 Delashaw

D610,495 S * 2/2010 Bucher et al. D12/163

OTHER PUBLICATIONS

“Class Pays, Truck Models,” Peterbilt Motors Company, Denton,
Texas, Mar. 2005, 24-page brochure.

“Model 387,” Peterbilt Motors Company, Denton, Texas, Oct. 2002,
2-page brochure.

“T170 Class 5,” Kenworth Truck Company, Kirkland, Washington,
2008, 4-page brochure.

“T270 Class 6 and T370 Class 7,” Kenworth Truck Company,
Kirkland, Washington, 2008, 6-page brochure.

“T300,” Kenworth Truck Company, Kirkland, Washington, 1997,
5-page brochure.

DESCRIPTION

FIG. 1 is a perspective view of an air intake grille according to
our new design;

FIG. 2 is a front view of the air intake grille of FIG. 1;

FIG. 3 is a top view of the air intake grille of FIG. 1; and,

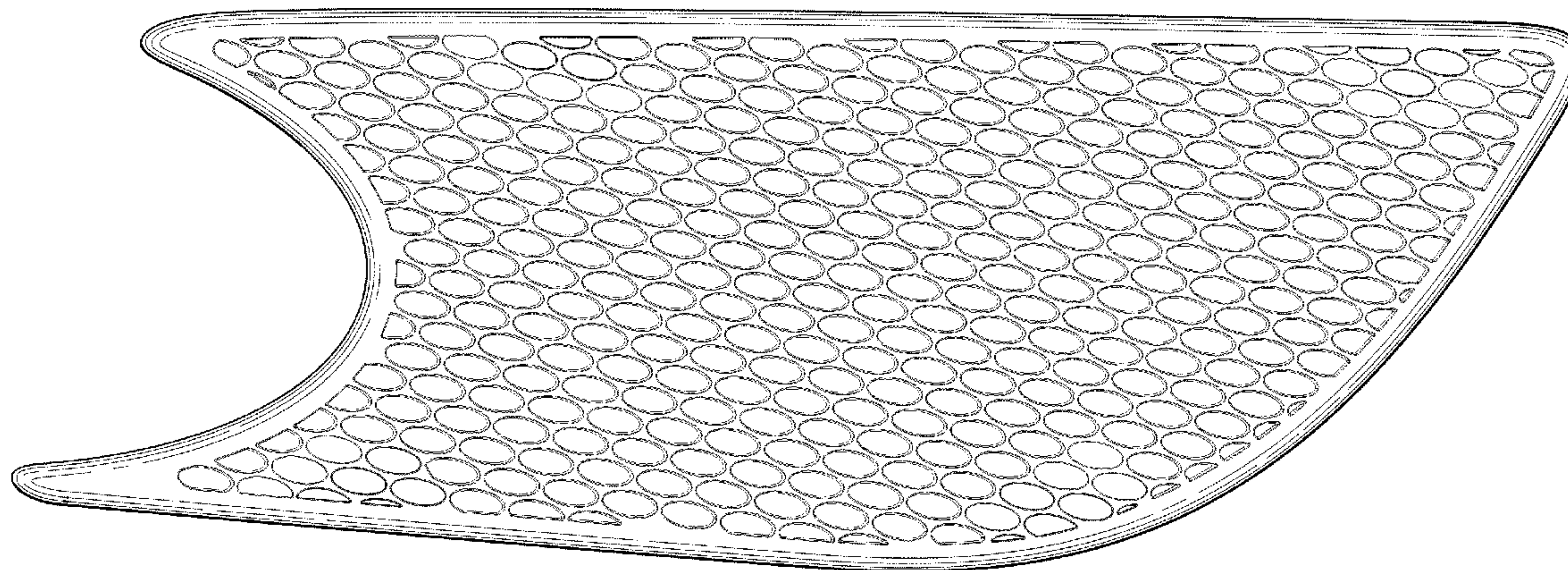
FIG. 4 is a bottom view of the air intake grille of FIG. 1.

The rear of the air intake grille is unornamented.

The broken lines shown in FIGS. 3 and 4 form no part of the
claimed design.

FIGS. 1-4 illustrate a first embodiment of our novel design
suitable for use on a first side of a vehicle. Our novel design
also includes a second embodiment suitable for use on a
second side of a vehicle, which is minor symmetrical to FIGS.
1-4 and therefore not separately illustrated.

1 Claim, 3 Drawing Sheets



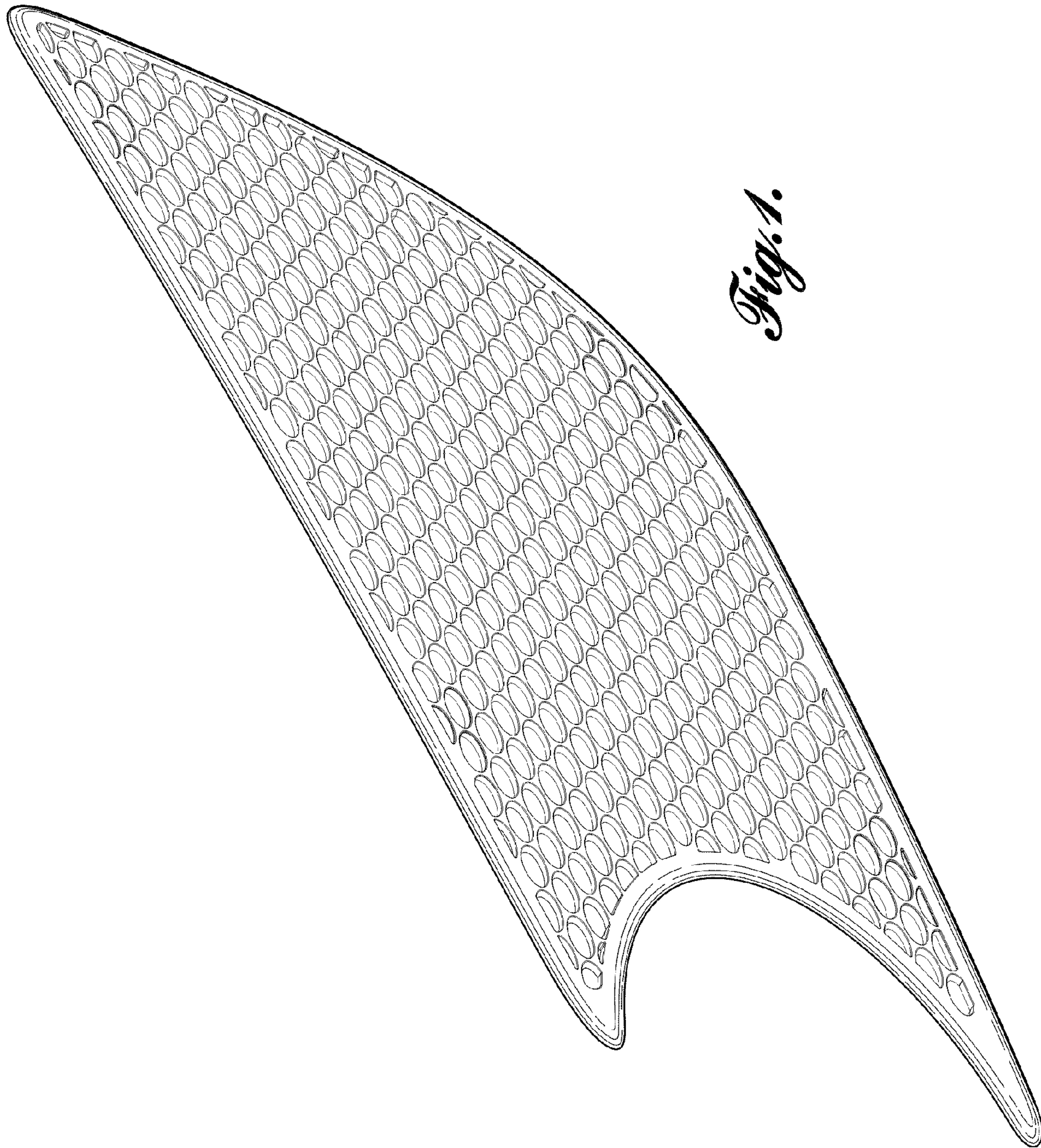


Fig. 1.

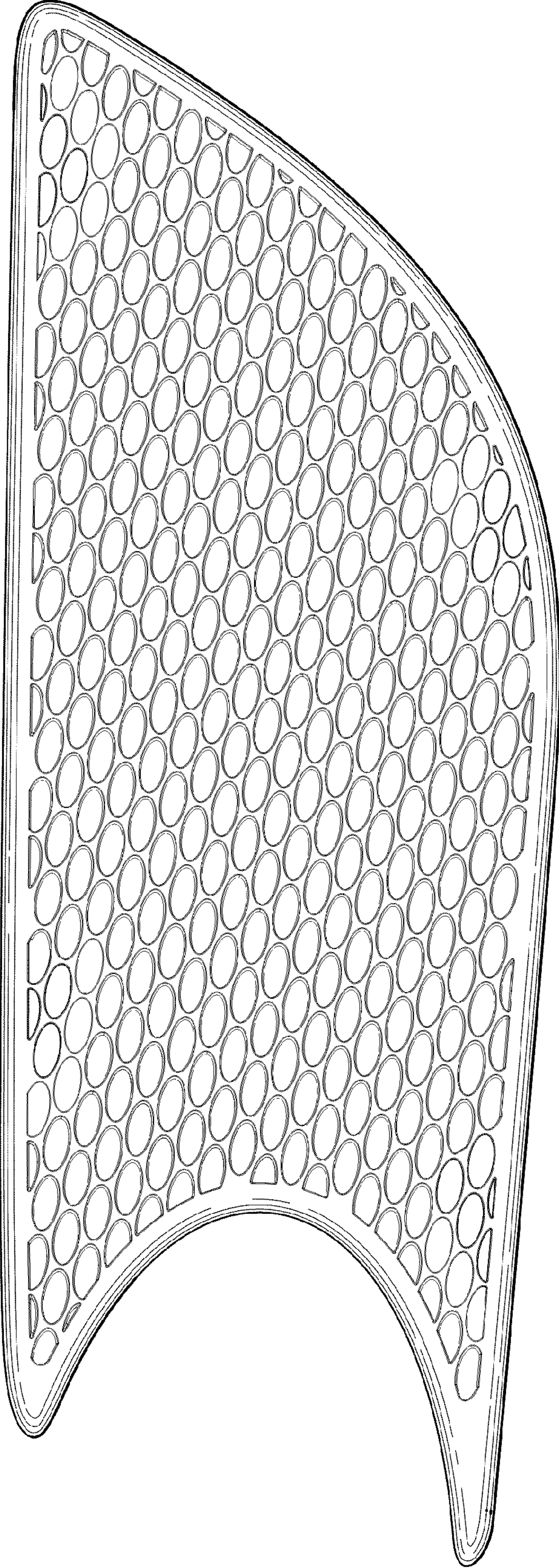


Fig. 2.



Fig. 3.



Fig. 4.

UNITED STATES PATENT AND TRADEMARK OFFICE
CERTIFICATE OF CORRECTION


PATENT NO. : D647,829 S
APPLICATION NO. : 29/388474
DATED : November 1, 2011
INVENTOR(S) : Medina et al.

Page 1 of 1

It is certified that error appears in the above-identified patent and that said Letters Patent is hereby corrected as shown below:

<u>COLUMN</u>	<u>LINE</u>	<u>ERROR</u>
2	12 of Description	“minor” should read --mirror--

Signed and Sealed this
Twenty-ninth Day of May, 2012



David J. Kappos
Director of the United States Patent and Trademark Office