



US00D647823S

(12) **United States Design Patent**
Okumoto et al.

(10) **Patent No.:** **US D647,823 S**

(45) **Date of Patent:** **** Nov. 1, 2011**

(54) **AUTOMOBILE AND/OR REPLICA THEREOF**

(75) Inventors: **Toshiyuki Okumoto**, Saitama (JP);
Tsutomu Fujita, Saitama (JP)

(73) Assignee: **Honda Motor Co., Ltd.**, Tokyo (JP)

(**) Term: **14 Years**

(21) Appl. No.: **29/391,745**

(22) Filed: **May 12, 2011**

(30) **Foreign Application Priority Data**

Nov. 15, 2010 (JP) 2010-027397

(51) **LOC (9) Cl.** **12-08**

(52) **U.S. Cl.** **D12/92**

(58) **Field of Classification Search** D12/86,
D12/90-92; D21/424, 433, 434; 296/181.1,
296/181.5

See application file for complete search history.

(56) **References Cited**

U.S. PATENT DOCUMENTS

D599,706 S * 9/2009 Tanaka et al. D12/92

D626,457 S * 11/2010 Lian et al. D12/92

D637,521 S * 5/2011 Kim D12/92
D637,944 S * 5/2011 Lee D12/92
D641,666 S * 7/2011 Yi D12/92

* cited by examiner

Primary Examiner — Melody N Brown

(74) *Attorney, Agent, or Firm* — Westerman, Hattori,
Daniels & Adrian, LLP

(57) **CLAIM**

The ornamental design for, an automobile and/or replica thereof, as shown and described.

DESCRIPTION

FIG. 1 is a front and right side perspective view of An automobile and/or replica thereof, showing our new design; FIG. 2 is a rear and right side perspective view thereof; FIG. 3 is a front elevation view thereof; FIG. 4 is a rear elevation view thereof; FIG. 5 is a top plan view thereof; and, FIG. 6 is a right side elevation view thereof.

The left side elevation view is a mirror image of the right side elevation view. The broken lines are for illustrative purposes only and form no part of the claimed design.

1 Claim, 4 Drawing Sheets




FIG. 1




FIG. 2




FIG. 3

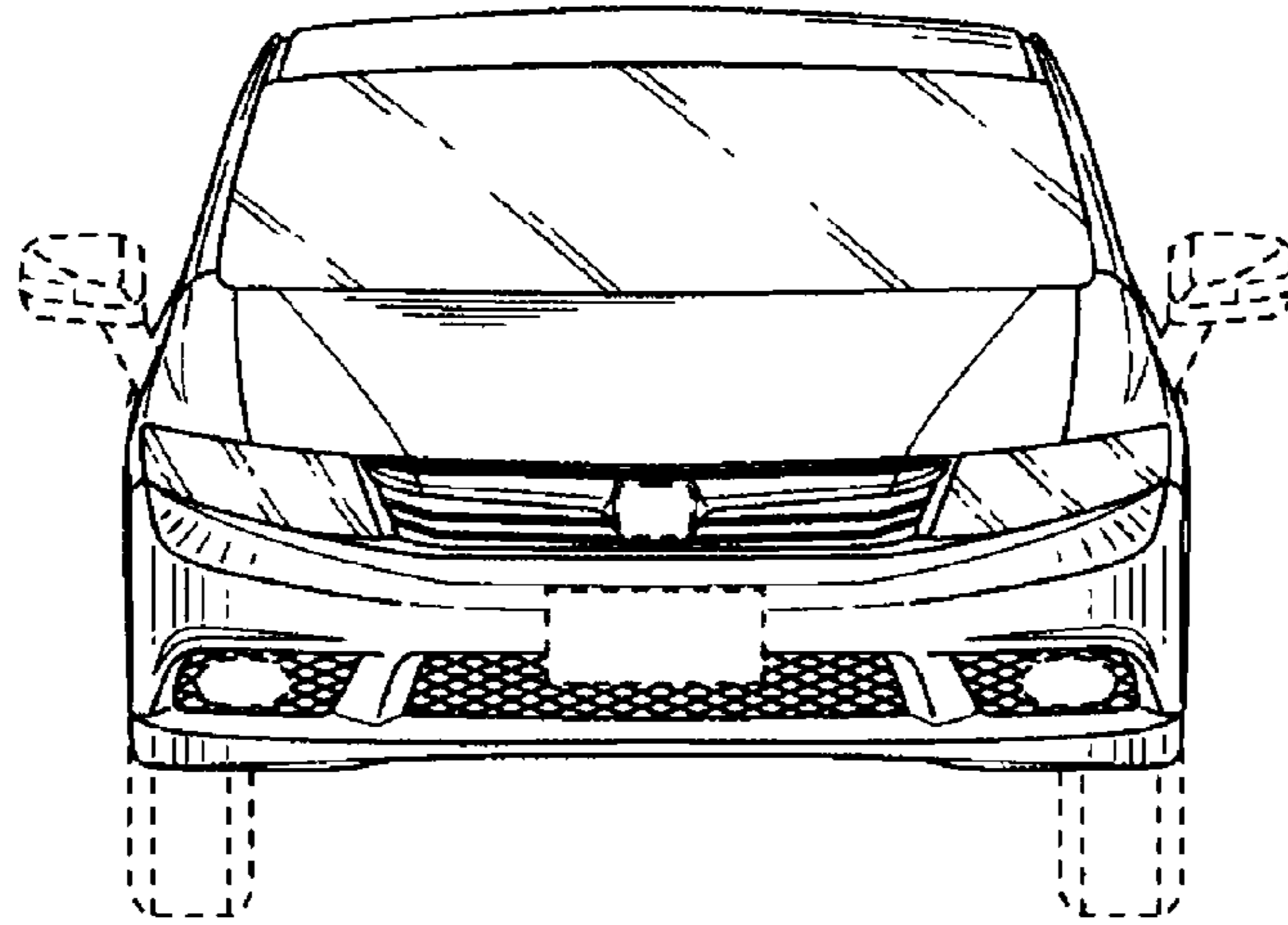


FIG. 4

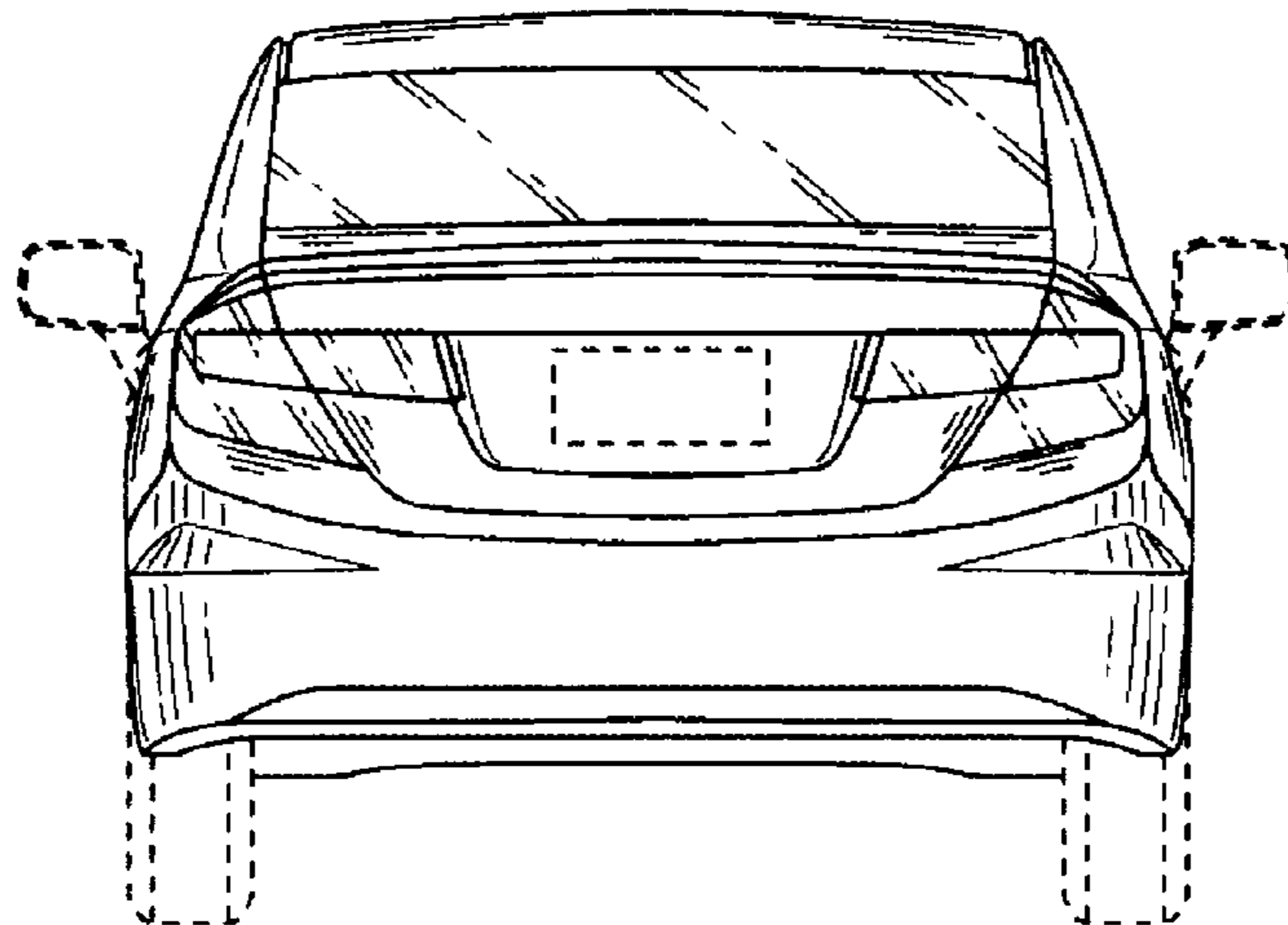


FIG. 5

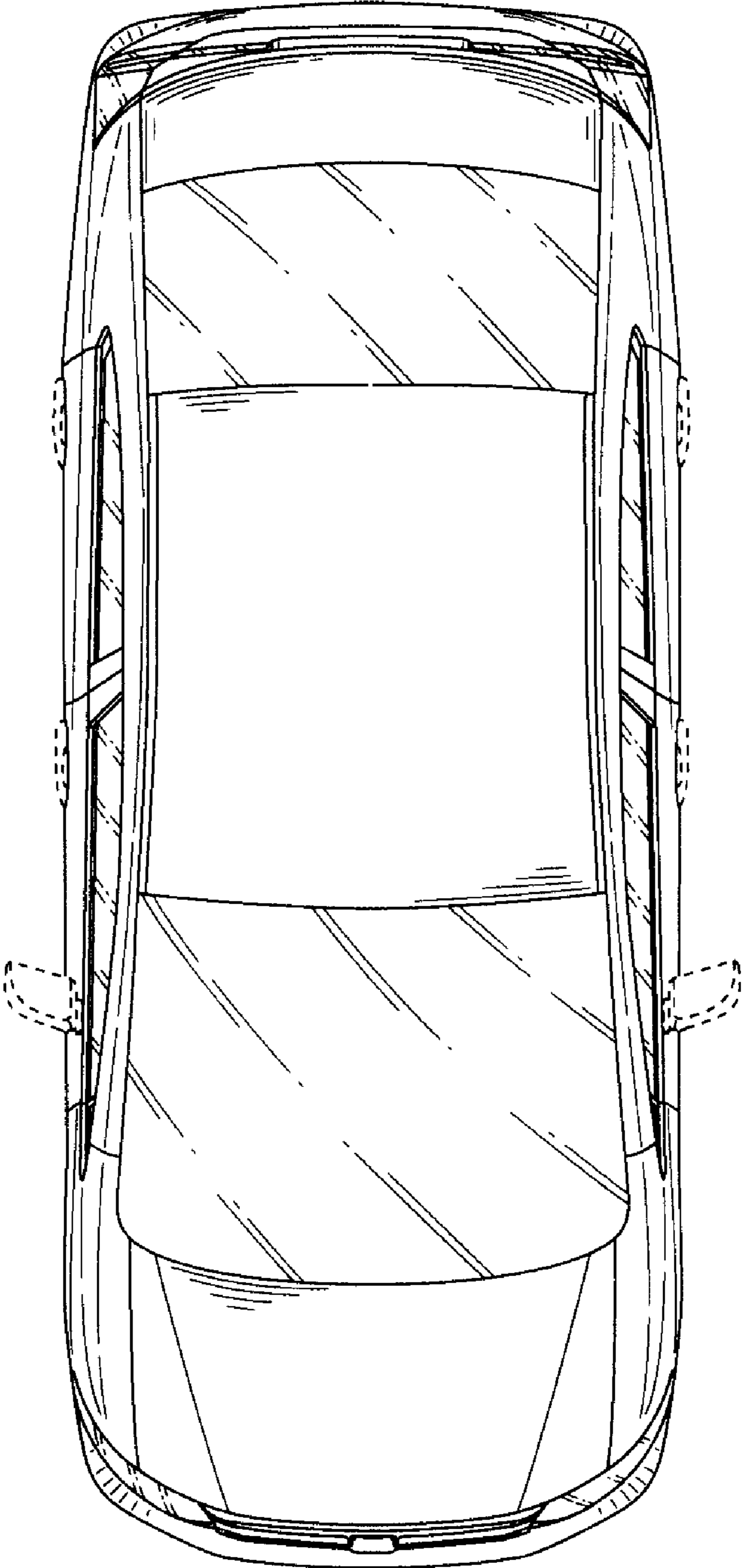


FIG. 6

